



Maine Jobs and Recovery Plan

State of Maine
Recovery Plan

State and Local Fiscal Recovery Funds
2023 Report



State of Maine
July 1, 2022 to June 30, 2023 Recovery Plan

■ Table of Contents

General Overview	3
Executive Summary	3
Uses of Funds.....	5
Promoting Equitable Outcomes	10
Community Engagement.....	12
Labor Practices	13
Use of Evidence	13
Performance Report.....	14
Project Inventory	16

GENERAL OVERVIEW

Executive Summary

Plan Development

On May 4, 2021 Governor Mills introduced the **Maine Jobs & Recovery Plan (the Jobs Plan)** in response to the forthcoming State and Local Fiscal Recovery Funds (SLFRF) as a roadmap for the State's plan to respond to the Covid-19 pandemic and to promote economic recovery. This plan outlined the Administration's priorities for the State portion of the SLFRF. The plan was designed to complement, not duplicate, funding already committed by Congress to other recovery efforts. Information related to additional Covid -19 funding can be located at <https://www.maine.gov/budget/federal-covid19-assistance>.

The Jobs Plan makes historic investments in unaddressed needs and longstanding challenges to achieve three goals:

1. Immediate economic recovery from the pandemic;
2. Long-term economic growth for Maine; and
3. Infrastructure revitalization.

The Jobs Plan accomplishes these goals by supporting Maine small businesses and heritage industries, enhancing job training and skills programs that help workers access good-paying careers in Maine, and investing in Maine people and communities by expanding child care, affordable housing, broadband, and other critical infrastructure.

By drawing heavily on recommendations from the Governor's Economic Recovery Committee and the State's 10-Year Economic Development Strategy, the Jobs Plan addresses known, systemic challenges that have constrained Maine's ability to grow and thrive, with priority focus on investments to grow and develop Maine's workforce.

Implementation

The first tranche payment totaling \$498,747,565.05 of State and Local Fiscal Recovery Fund was received by the State of Maine on May 19, 2021. The second tranche payment totaling \$498,747,565.05 was received by the State of Maine on June 6, 2022. Public Law 2021, chapter 1, Part BB enacted on March 17, 2021 required that the Legislature approve proposed expenditures utilizing discretionary funds received by the State from the Federal Government due to the COVID -19 pandemic.

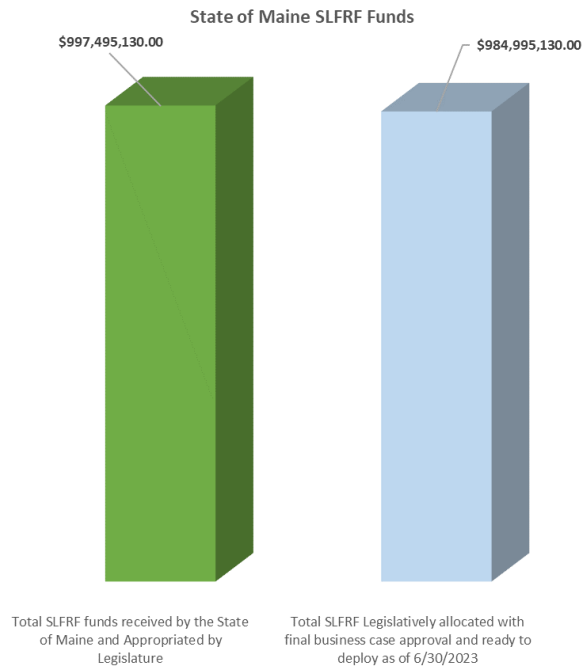
On May 25, 2021, the Governor signed PL 2021, chapter 78, An Act to Provide Allocations for the Administration of State Fiscal Recovery Funds, allocating \$4.6 million for initial administrative and planning costs associated with deploying the nearly \$1 billion in SLFRF funding that was anticipated to flow through the State.

On July 19, 2021, the Governor signed PL 2021, chapter 483, An Act to Provide Allocations for the Distribution of State and Local Fiscal Recovery Funds representing the majority vote of the legislature, and their approval, for the planned uses of the State and Local Fiscal Recovery Funds. This process allocated 100% of the anticipated amount of State and Local Fiscal Recovery Funds. This piece of legislation took effect 90 days after adjournment of the Legislature; funding became available on October 18, 2021.

Since funding became available on October 18, 2021, project statuses and overall obligations have been monitored to ensure that funds are being obligated in a timely manner. On February 21, 2023 Governor Mills signed PL 2023, Chapter 3, An Act to Make Supplemental Appropriations and Allocations from the General Fund and Other Funds for the Expenditures of State Government and to Change Certain Provisions of the Law Necessary to the Proper Operations of State Government for the Fiscal Year Ending June 30, 2023, Part C of this legislation repealed three initiatives in PL 2021, chapter 483 and redirected the funding to extend the Small Business Health Insurance Premium Support Program.

A process was developed for Maine state departments and agencies who were allocated funding through the legislative process, to develop business cases outlining the planned use of funds along with their associated metrics/KPIs. These business cases are reviewed by an internal Steering Committee, as well as outside experts to determine alignment with US Treasury guidance before they are finally approved, and funds are deployed. At the time of this report 142 business cases have been reviewed and approved to receive funding in accordance with applicable State and Federal procurement policies to implement services as outlined in their respective business plans. In total dollars, this represents \$984,995,130 (98.75%) of the total State and Local Fiscal Recovery Funds received by the State of Maine and deployed or ready to be deployed. see Chart 1.

Chart 1. State of Maine Allocated SLFRF Funds and Allocated Funds ready for deployment as of 6/30/2023



The Steering Committee continues to review the remaining 2 business cases that are planned and in the development process to approve the deployment of the remaining allocated funds, at this time nearly all of the allocated funds have been deployed. Additionally, a post-approval process has been implemented to allow for changes when needed to business cases, and to ensure that these changes are in line with US Treasury guidelines and statutory language.

A total of 23 state agencies or quasi-state agencies were allocated funding and are responsible for the development and implementation of the business cases. For the 142 business cases that have been approved to date, agencies are at varying phases of program implementation. Once business cases are approved as meeting US Treasury requirements and the funds are deployed, agencies can then begin processes, including but not limited to, posting Requests for Proposals and/or Requests for Applications, signing contracts, hiring necessary staff, and otherwise officially committing the allocated funds.

Ongoing Support and Communication

Ongoing support and coordination of the Jobs Plan is led by the Maine Department of Administrative and Financial Services and the Governor’s Office of Policy Innovation and the Future. Staff from these offices are working directly with agencies and quasi- state agencies to provide ongoing training and technical assistance to ensure that programs are implemented in accordance with US Treasury requirements and the approved business plans. Agencies also receiving ongoing support related to expenditure reporting and performance reporting requirements.

We have launched an award-winning website [Maine.gov/JobsPlan](https://maine.gov/JobsPlan) that documents each Jobs Plan investment, streamlines navigation to grants and contracts, and highlights news and results. We also send a regular email bulletin to highlight new

opportunities and provide ongoing transparency and accountability to Maine taxpayers (a subscription link may be found at <https://www.maine.gov/jobsplan/contact-us>). And several hundred Maine businesses, school representatives, municipal government officials, and others have participated in webinars about the Jobs Plan.

Uses of Funds

Strategy & Goals

The Jobs Plan uses Maine’s nearly \$1 billion in State Fiscal Recovery Funds for strategic investments to relieve the significant toll of the COVID-19 pandemic on Maine’s people, communities, and economy while addressing known, systemic challenges that have constrained our state’s ability to grow and thrive for years.

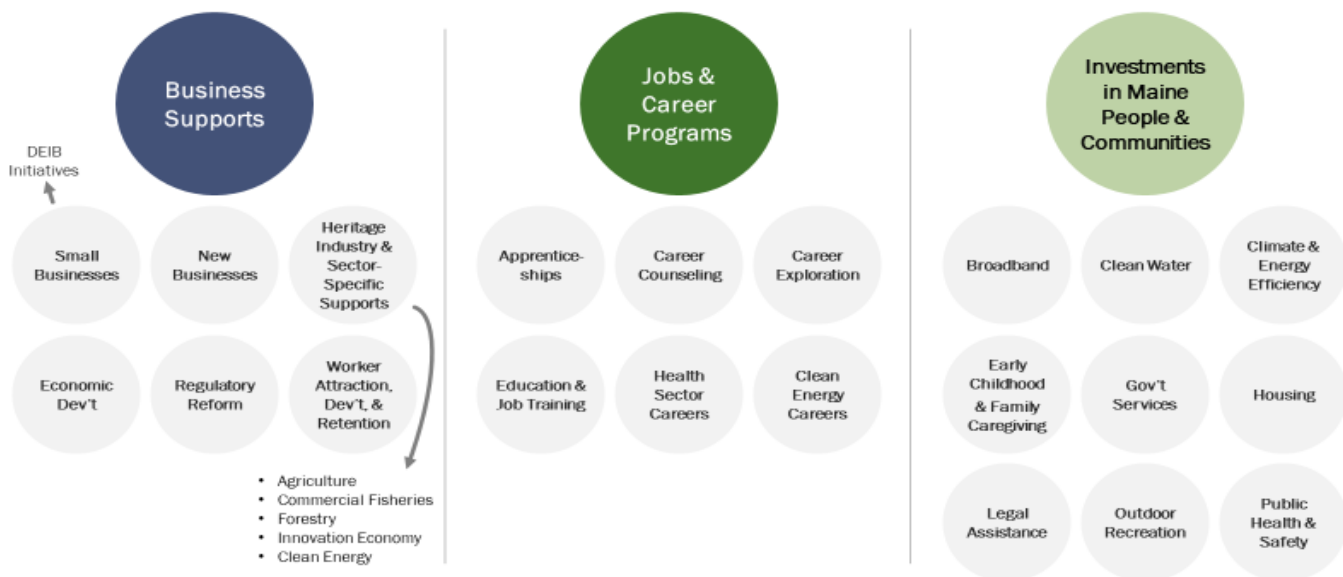
The Governor’s plan makes historic investments in unaddressed needs and longstanding challenges to achieve three goals:

1. Immediate economic recovery from the pandemic;
2. Long-term economic growth for Maine; and
3. Infrastructure revitalization.

The plan accomplishes these goals by investing in programs organized across three domains, as show in graphic below:

- *Business Supports* that sustain and grow Maine's small businesses and heritage industries by keeping employer doors open, reducing the costs of doing business, and supporting innovation.
- *Job and Career Programs* that help Maine workers and students improve their career opportunities by enhancing job training, credential attainment, and experiential learning.
- *Investments in Maine People & Communities* that revitalize the support systems and community infrastructure that ensure people are able to live healthy and productive lives in Maine.
- Details on individual programs can be found on the Jobs Plan website – via Maine.gov/JobsPlan Maine.gov/JobsPlan/find-a-program – as well as in the Project Inventory section of this report.

WHAT IS IN THE MAINE JOBS AND RECOVERY PLAN?



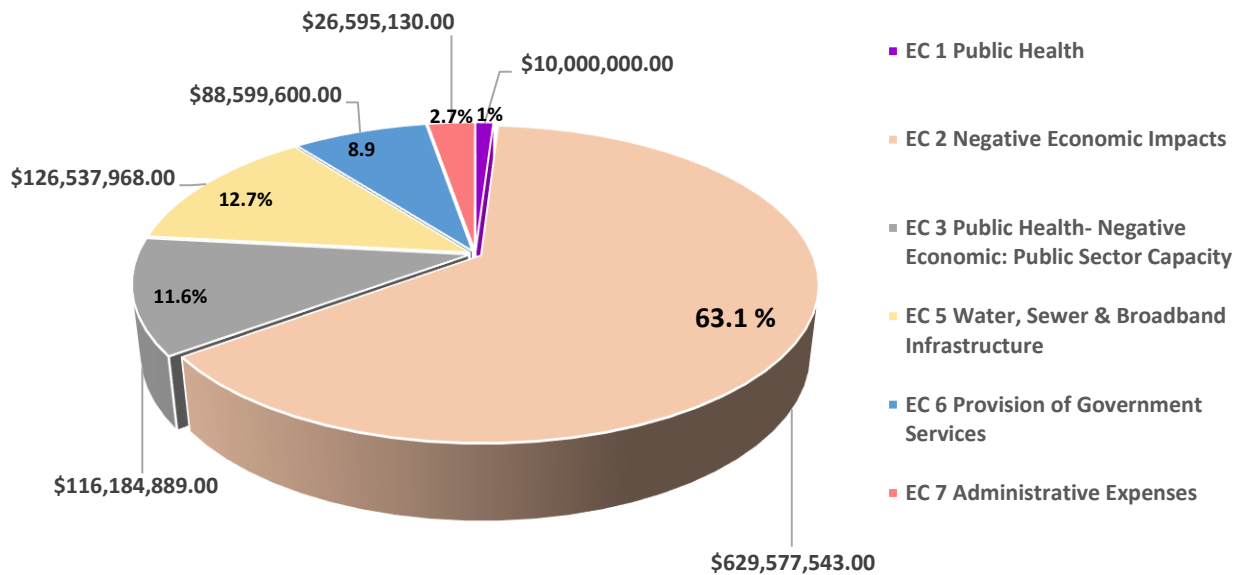
US Treasury Expenditure Category Breakdown

Since the last annual reporting cycle there has been minimal change with the allocation of funds by US Treasury Expenditure Category. The bulk of the allocated funds, 63.1%, continue to fall into the US Treasury Expenditure Category 2- Negative Economic Impacts. The next highest expenditure category is US Treasury Expenditure Category 5 – Water, Sewer, and Broadband Infrastructure at 12.7%; followed by US Treasury Expenditure Category 3 - Public Health- Negative Economic Impact: Public Sector Capacity at 11.7%.

Chart 2 delineates total allocated funds and their planned US Treasury Expenditure Category at the time of this report. A small portion of funds, while allocated, are still in the final approval process of meeting US Treasury and State requirements necessary to deploy. At this time the funds are expected to fall into US Treasury Category 6 and are reflected as such in the charts below. Additionally, if the US Treasury provides updated guidance regarding expenditure categories and subcategories, the breakdown by category and subcategory will change accordingly.

Chart 2. State of Maine allocations by U.S. Treasury Expenditure Category as of 6/30/2023

Total Allocations by UST Expenditure Category as of 6/30/2023



In addition to planned use of funds by broad expenditure category Charts 3, 4, and 5, provide a breakdown of planned use of funds by subcategory within broad expenditure categories EC 2, EC 3 and EC 5.

Chart 3. State of Maine allocations by U.S. Treasury Expenditure Category 2 subcategories as of 6/30/2023

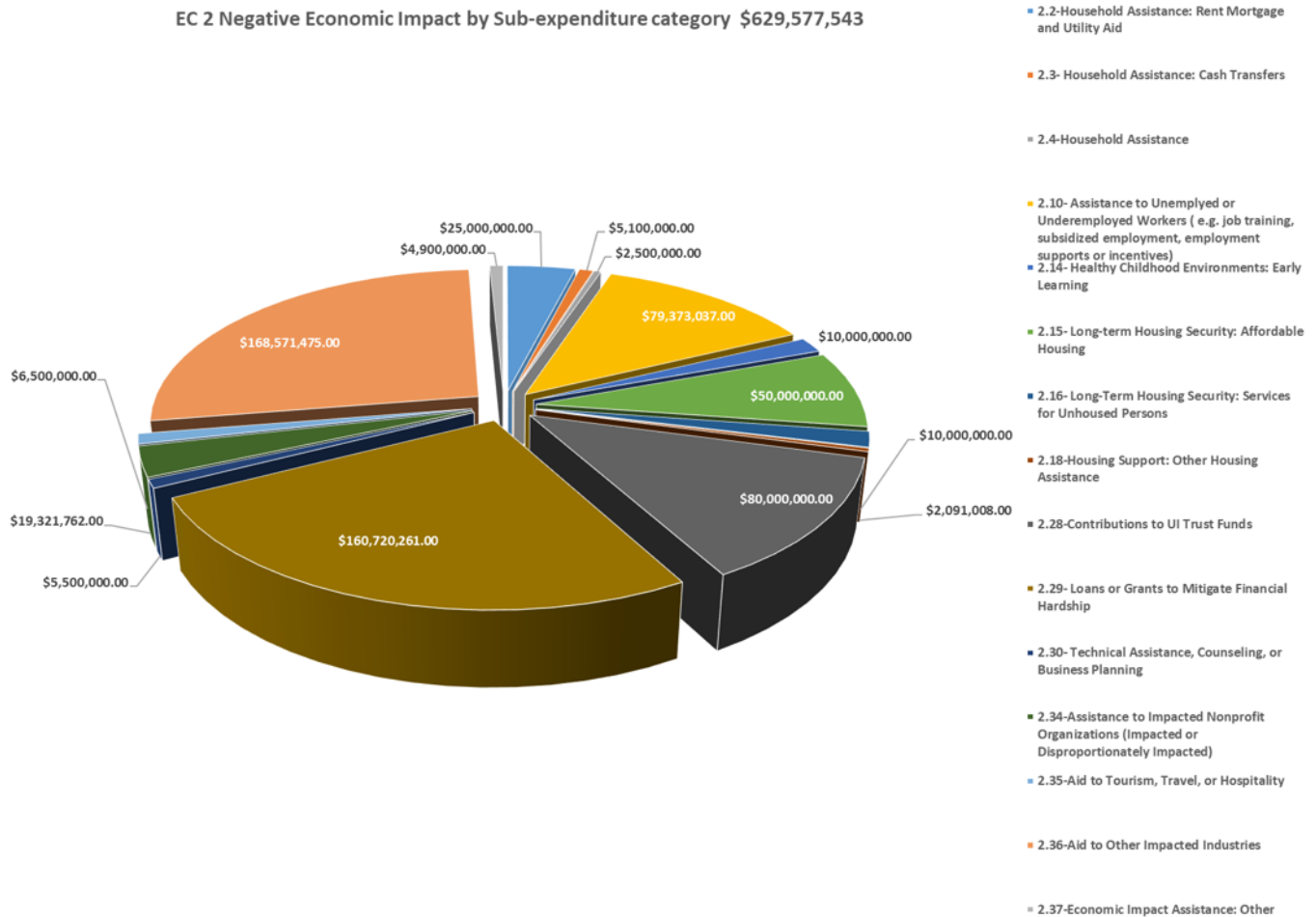


Chart 4. State of Maine allocations by U.S. Treasury Expenditure Category 3 subcategories as of 6/30/2023

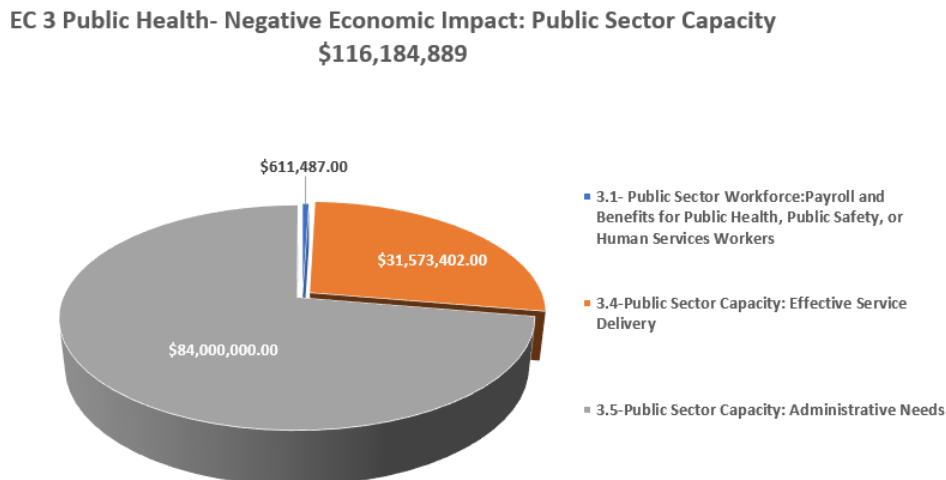


Chart 5. State of Maine allocations by U.S. Treasury Expenditure Category 5 subcategories as of 6/30/2023

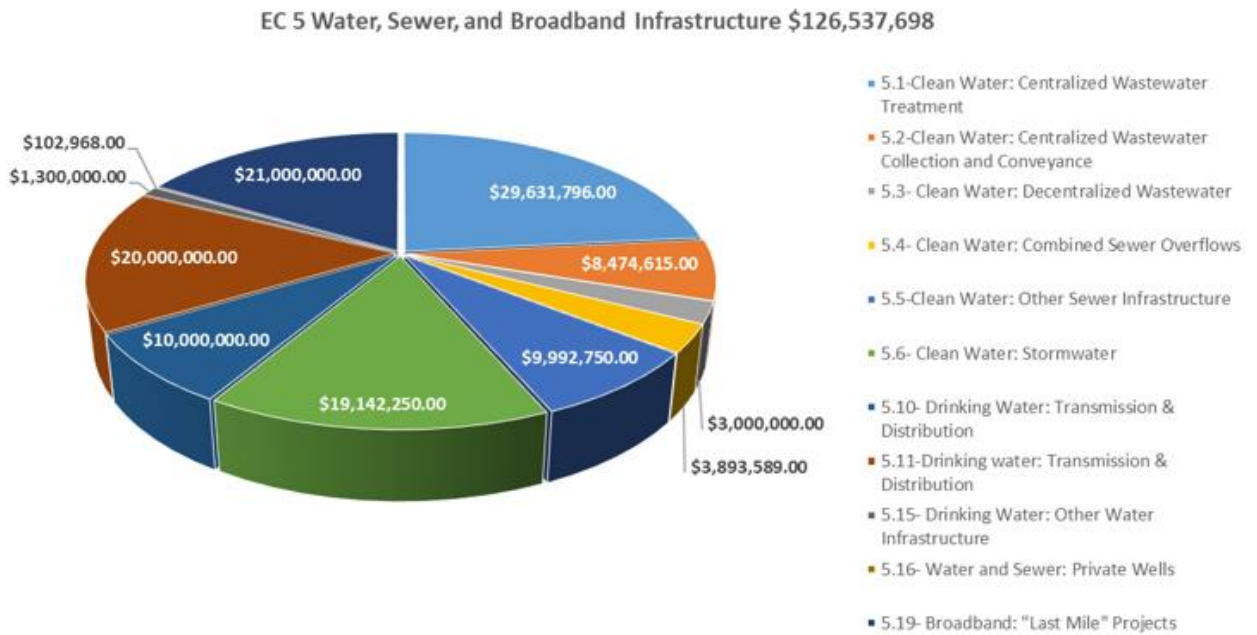
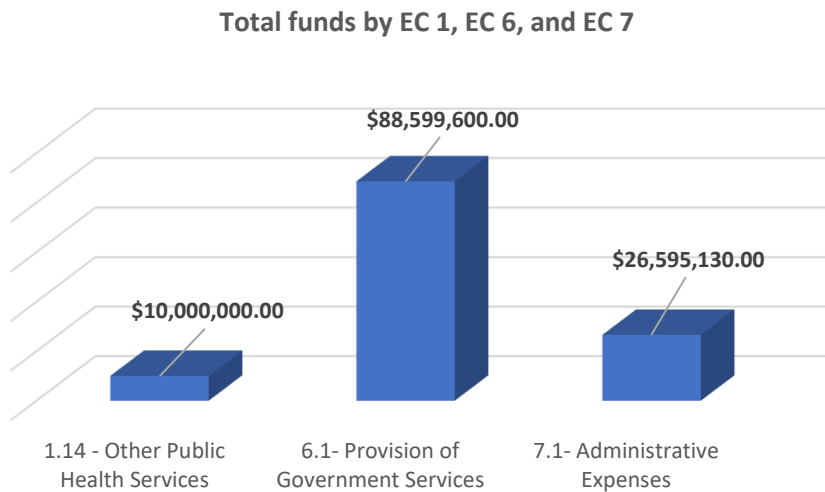


Chart 6 provides the amount for the broad expenditure categories of Public Health EC 1, Provision of Government Service EC 6, and Administrative Expenses EC 7.

Chart 6. State of Maine allocations by U.S. Treasury Expenditure Category 1, 6, and 7 subcategories as of 6/30/2023



In addition to the planned use of funds outlined in the Jobs Plan, the State of Maine utilized other Federal Assistance tied to the American Rescue Plan in addition to the State and Local Fiscal Recovery Funds to support the State's overall recovery from the Pandemic:

- Maine's Department of Health and Human Services was awarded increased funding for the Mental Health Block Grant as well as the Substance Abuse Treatment and Prevention Block Grant to help address the COVID-19 pandemic's behavioral health impacts.

- American Rescue Plan funding was allocated to Maine's Office of Child and Family Services through the Child Care Development Block Grant to address childcare issues that were created or exacerbated by the COVID-19 pandemic.

- There is also American Rescue Plan funding allocated to the Homeowner Assistance fund to address some of the financial hardships that homeowners are facing due to the COVID-19 pandemic, including mortgage delinquencies and defaults, foreclosures, and utility fees.

- The Department of Education made historic investments in education and school COVID response.

- The jobs and workforce sectors are being allocated funding for Unemployment Program supports. Investments are being made in Economic Development through business recovery programs.

- The Transportation sectors are being supported with transit and transportation recovery funds. There are also efforts underway for Equity and Justice reform through Health Disparity funding.

- Other programs that are administered by various State departments received enhanced funding through the American Rescue Plan. This included funding for Public Health, Health Care and Human Services through programs such as SNAP, WIC, and Emergency TANF. There is also funding for environmental and climate change issues through the LIHEAP Weatherization and Transit Support programs.

- The State of Maine partnered with the Maine State Housing Authority to administer the Emergency Rental Assistance Program which is also authorized by the American Rescue Plan.

- The Finance Authority of Maine (FAME) is utilizing \$62 million in Federal relief funds from American Rescue Plan's reauthorization of the State Small Business Credit Initiative (SSBCI) to expand financing options for small businesses. The new "Grow Maine" initiative will offer greater access to capital for entrepreneurs and small business owners to sustain or expand their operations.

- Outside of ARPA, Maine has also been able to leverage significant funding through the Bipartisan Infrastructure Law (BIL), which has invested about \$1.2 billion into Maine's infrastructure as of May 2023. BIL funding has helped Maine expand upon many ARPA investments, including over \$300 million to expand broadband access; nearly \$100 million to increase community resilience to the impacts of climate change; and nearly \$26 million to rehabilitate and upgrade drinking water and wastewater systems.

Promoting Equitable Outcomes

Design: The Jobs Plan draws upon the recommendations of the Governor's Economic Recovery Committee (2020) and the bold vision for Maine set forth in the State's 10-Year Economic Development Strategy (2019) to build a diverse and sustainable economy. The Jobs Plan incorporates input from thousands of Maine people who shared their experiences; the insight of economic, business and community leaders in Maine; and a data-driven understanding of Maine's economy before and during the pandemic. These roots ensure the Jobs Plan focuses its investments on reaching the people and communities with the least ability to rebound from the pandemic and lives up to our commitment to make Maine a diverse, equitable, and inclusive place where all Mainers can reach their full potential.

Implementation: Under Governor Mills' leadership, Maine has swiftly turned inclusive planning processes into real actions to improve the lives of Maine people, businesses, and communities most affected by the pandemic. The Jobs Plan was introduced by Governor Mills in May 2021, approved the Legislature in July 2021, and took effect in October 2021, making Maine one of the very first states in the country to allocate 100% of its State Fiscal Recovery Funds. In addition, every Plan initiative is required to incorporate community input and equity into program implementation, with consideration of priority populations, awareness, access, and outcomes.

A large share of the Jobs Plan initiatives are structured to reach populations disproportionately impacted by the pandemic or address impacts not eligible for previous recovery funds. For example, COVID-19 has exposed the need to strengthen the early childhood support system for young children in Maine, especially in rural areas where gaps in child care are the greatest. The Jobs Plan allocates \$25 million to expand pre-kindergarten and child care programs, with priority given during implementation to programs that serve students from disadvantaged backgrounds and sites in rural areas. We are also implementing programs to build more homes for low- and moderate-income Mainers; dramatically expanding free and low-cost education, apprenticeship, and job training opportunities to help thousands of Maine workers more fully participate in our economy; and launching new programs specifically addressing the needs of entrepreneurs from historically disadvantaged communities.

Progress against goals: Many of our first programs to deliver relief specifically focus on addressing the needs of disadvantaged communities and populations disproportionately harmed by the pandemic.

For example, the COVID-19 pandemic suddenly and dramatically impacted the ability of many Mainers to support themselves and their families, particularly people in low- and moderate-income jobs, workers of color, workers with dependent care responsibilities, and workers with lower levels of educational attainment. In early January 2022, the Mills Administration launched the [Peer Workforce Navigator Program](#) to increase access to employment opportunities for communities most impacted by the COVID-19 pandemic. Through a collaborative partnership with five organizations, including ethnic-based community organizations, worker groups, labor unions, and other community partners, the program will assist individuals in communities hit hardest by the pandemic with addressing basic needs and finding employment. During this two-year pilot program, peers employed by local community organizations will help a projected 3,000 individuals connect with employment, job training programs, and basic needs supports necessary to persist in work or education, such as child care, transportation, unemployment insurance, and other concrete resources.

Small businesses – including those in Maine's heritage industries of farming, fishing, and forestry – are the economic backbone of many rural communities in our state and employ thousands of Mainers. Immediate recovery assistance was urgent in order to ensure these crucial businesses could keep their doors open and employees on their payrolls. By June 30, 2022, Maine awarded more than \$26 million in grants to help the recovery of more than 700 small businesses employing thousands of Mainers across all 16 counties.

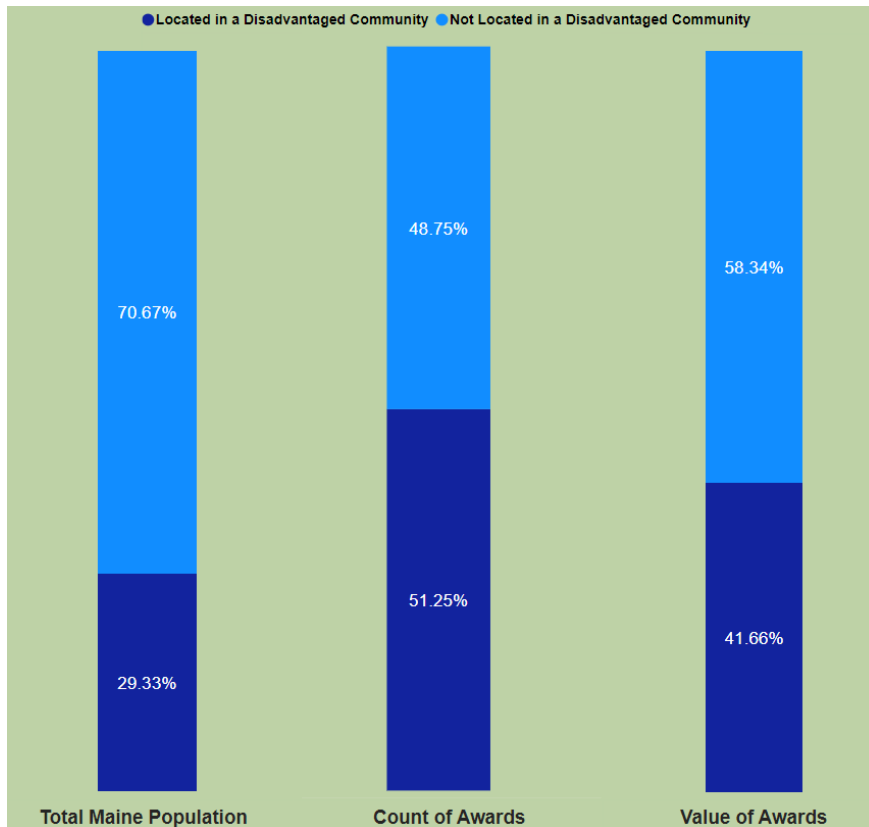
Housing prices in Maine rose dramatically with the pandemic, leading to increased homelessness and fewer affordable options for Maine's working families. With funding from the Jobs Plan, early in 2022, Governor Mills introduced more than \$60 million of Jobs Plan investments to help low- and moderate-income Mainers find affordable housing, including initiatives to expand the construction of rental units and homes for purchase; to help homeless shelters respond to rising needs; and to establish housing navigators that help those with barriers find affordable rental opportunities.

Low-income Mainers have also been hit by unprecedented increases in home heating costs. Within weeks of the Jobs Plan going into effect, Governor Mills announced an expansion of Efficiency Maine's residential efficiency incentive program for low- and moderate-income families funded with \$25 million from the Jobs Plan. Making homes and businesses more energy efficient through weatherization helps Mainers reduce their reliance on expensive, carbon-emitting fossil fuels, saves money on annual heating and electricity bills, and supports Maine's more than 1,500 local energy efficiency businesses.

The Maine Jobs & Recovery Plan also invests significant resources into Maine’s disadvantaged communities that have experienced historical underinvestment in housing, transportation, water and wastewater infrastructure, and health care, or are overburden by pollution.

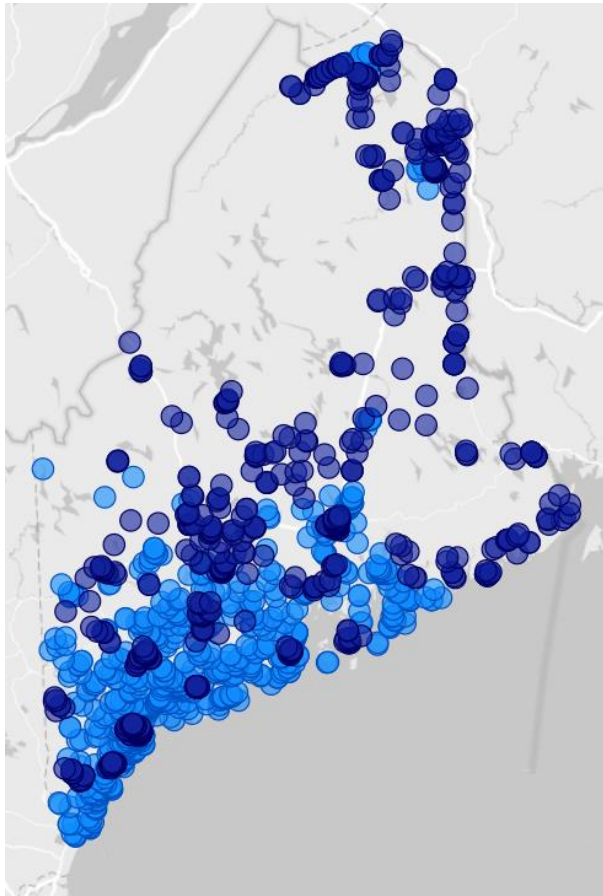
Over half of all announced MJRP grant awards (51%) – and more than 41% of total award dollar value – have been made to grantees living in disadvantaged communities.¹ Nearly one-in-three Mainers live in a disadvantaged community. A large portion of these communities are in Maine’s more rural areas, with the greatest share in Aroostook County, Penobscot County, Somerset County, and Washington County.

These results outperform federal Justice40 targets to deliver at least 40 percent of overall benefits of federal programs to disadvantaged communities.



The map below shows data about many Jobs Plan program investments, focusing primarily on those that have provided direct grants. Grantees in disadvantaged communities are shown as dark blue dots; grantees not in disadvantaged communities are shown as light blue dots. For the latest MJRP investment data, visit the dashboard page of our website at <https://www.maine.gov/jobsplan/dashboard>.

¹ Announced grants include support for Maine small businesses and heritage industries, grants to job training organizations, and investments in communities through expanding child care, affordable housing, broadband, and other critical infrastructure. Data as of June 16, 2023.



Community Engagement

In 2019, the State of Maine embarked on its first strategic economic plan in two decades. The initiative was led by the Department of Economic and Community Development (DECD), in partnership with other government agencies, business leaders and private organizations, and focused on strategies to enhance economic growth, particularly in rural Maine, and address Maine's workforce challenges. This effort, which included over 1,500 voices in public meetings, a series of regional meetings, online comments, and a diverse set of working group members, culminated in November 2019, when Governor Janet Mills released the State's new 10-year strategic economic development plan.

In May 2020, following the onset of the pandemic, Governor Mills formed the Economic Recovery Committee to develop recommendations for stabilizing and supporting Maine's economy in the near-term, and sustain and grow our state over the longer-term, in the spirit of the Administration's 10-year economic plan. The Economic Recovery Committee included representatives of small businesses, non-profits, financial institutions, unions, municipalities, tribal and immigrant communities, hospitality and tourism industries, and educational institutions as well as a bipartisan slate of state legislators and representatives of our Congressional delegation. It held twenty full public meetings and over fifty public meetings of subcommittees focused on vital sectors of Maine's economy.

It is from this collective set of input, goals, and recommendations that the Maine Jobs and Recovery Plan was formed. These roots ensure the Jobs Plan focuses its investments on reaching the people and communities with the least ability to rebound from the pandemic and lives up to our commitment to make Maine a diverse, equitable, and inclusive place where all Mainers can reach their full potential.

As we have turned towards implementing the Jobs Plan, we have continued to prioritize community engagement with a focus on transparency and equitable access to opportunities. We launched an award-winning website – [Maine.gov/JobsPlan](https://www.maine.gov/jobsplan) – that documents each Jobs Plan investment, streamlines navigation to grants and contracts, and highlights news and results. We also send a regular email bulletin to highlight new opportunities and provide ongoing transparency and accountability to Maine taxpayers (a subscription link may be found at <https://www.maine.gov/jobsplan/contact-us>). And

several hundred Maine businesses, school representatives, municipal government officials, and others have participated in webinars about the Jobs Plan.

Labor Practices

The Maine Jobs & Recovery Plan makes critical investments to revitalize Maine's infrastructure so that people can live decent, healthy, and productive lives in Maine. These projects improve public health and safety, provide lasting community and environmental benefits, and support local construction jobs.

Maine has strong labor standards embedded in its state procurement law and purchasing practices. Maine prevailing wage law applies to public works construction projects led by a state agency of a value that exceeds \$50,000 and funded in part or all with state money. Each wage determination includes the minimum hourly wages and benefits the construction workers are to receive while working on that particular project. Through Title 26: Labor and Industry Chapter 15: Preference to Maine Works and Contractor Section 1301 Local residents preferred; exception Maine prioritizes local contractors and workers. In addition, State of Maine Departments and agencies are obligated to comply with Davis-Bacon wage requirements when applicable.

For the Maine Jobs & Recovery Plan, as part of the process for Departments and agencies to outline the planned use of funds, each infrastructure initiative is required to consider how the project is using strong labor standards to promote effective and efficient delivery of high-quality infrastructure projects while also supporting the economic recovery through strong employment opportunities for workers. Not all initiatives where capital expenditures are being pursued involve labor, as the capital expenditures are related to equipment purchases.

Maine State Housing Authority (MSHA) has been allocated funds to expand affordable housing. The authorizing legislation for the Jobs Plan directs that \$20 million of these funds support affordable housing projects where there is a project labor agreement in place and where the contractor is making a good faith effort to promote workforce diversity.

Use of Evidence

Maine Jobs & Recovery Plan investments have been shaped by careful quantitative and qualitative analysis about the industries, workers, and communities who have been most negatively impacted by the pandemic. Using data from the Maine Department of Labor Center for Workforce Research and Information, the administration identified the industry sectors experiencing the greatest job losses and other disruptions. These analyses have been supplemented by other administrative data, focus groups, surveys, and other tools.

Across the entire Jobs Plan, each initiative is required to identify evidence to support that the project will have its intended impact. This evidence may include results from previous programs in Maine, similar programs in other states, or information from academic research or existing evidence clearinghouses. In addition, the Jobs Plan allocates more than \$2 million towards data-driven policymaking and evidence development through improved data collection, outcomes analysis, and impact evaluation.

Among eligible initiatives, we estimate that 15% of spending out of the Jobs Plan is allocated towards interventions supported evidence.

Performance Report

The Jobs Plan builds on Maine's recovery from the pandemic by addressing known, systemic challenges that have constrained Maine's ability to grow and thrive. Monitoring the Jobs Plan against clear and transparent metrics can tell us about the Jobs Plan's success. With this information, we can assess whether evidence-based adjustments, enhancements, or replacements to policies are needed in pursuit of goals laid out in Maine's 10-Year Economic Development Strategy and recommendations by the Governor's Economic Recovery Committee.

Performance management for the Jobs Plan is organized around four priorities:

- 1) Swiftly deploying urgent Jobs Plan funding
- 2) Supporting Mainers harmed by the pandemic across all communities of the state
- 3) Investing in the right solutions for Maine
- 4) Effectively advancing Maine's immediate economic recovery and long-term growth

Swiftly deploying urgent Jobs Plan funding: Maine was among the first four states to allocate 100 percent of its State Fiscal Recovery Funds when the Maine Jobs & Recovery Plan was passed by the legislature. We have continued to swiftly move towards injecting urgent recovery funds into the economy.

Over \$984 million –nearly 99% of Jobs Plan funding – has been approved through the state's internal documentation process to ensure alignment with federal eligibility.

And over \$743 million – approximately 75% in Jobs Plan funding has been expended, committed to a contract, or otherwise obligated.

Supporting Mainers harmed by the pandemic across all communities of the state: Many workers and families, especially those who struggled with inequity prior to COVID-19, face immense challenges. To realize a future in which all Maine people can reach their full potential, our investments must reach every community across the state and address racial, economic, and geographic disparities.

Jobs Plan funding is reaching communities statewide, with more than 1,500 investments made to support businesses, households, and communities across every Maine county. ²

As discussed previously in this report under "Promoting Equitable Outcomes," over half of all announced MJRP grant awards (51%) – and more than 41% of total award dollar value – have been made to grantees living in disadvantaged communities. Nearly one-in-three Mainers live in a disadvantaged community. A large portion of these communities are in Maine's more rural areas, with the greatest share in Aroostook County, Penobscot County, Somerset County, and Washington County. These results outperform federal Justice40 targets to deliver at least 40 percent of overall benefits of federal programs to disadvantaged communities.

Public engagement with the Jobs Plan is also considerable.–For example, more than 500 Maine businesses, school representatives, municipal government officials, and others have participated in live webinars about the Jobs Plan and more than 1,250 receive our regular Jobs Plan email bulletin.

Investing in the right solutions for Maine: The Jobs Plan is laser focused on accelerating the recovery and long-term growth of Maine's economy, with an emphasis on investments to grow, develop, and support Maine's workforce.

In a March 2022 report, Maine was highlighted by the non-partisan Center on Budget and Policy Priorities as a national leader in deploying of American Rescue Plan recovery funds towards talent, jobs, and innovation. The report ranked Maine in the top three states for share of funds allocated towards workforce development, higher education, and business assistance.

² Announced grants include support for Maine small businesses and heritage industries, grants to job training organizations, and investments in communities through expanding child care, affordable housing, broadband, and other critical infrastructure. Data as of June 15, 2023.

The White House has also cited three of Maine's initiatives in describing American Rescue Plan workforce best practices and the US Department of Treasury, the federal agency charged with overseeing the American Rescue Plan Act, recognized Maine as the lead example of a state investing in job training with federal recovery funds.

Effectively advancing Maine's immediate economic recovery and long-term growth: Governor Mills identified three goals when she introduced the Jobs Plan:

1. *Immediate economic recovery from the pandemic:* Ensure Maine businesses stay open, their workers are safe and remain on-the-job, and our economy is secure in the short-term.
2. *Long-term economic growth for Maine:* Strengthen Maine's workforce, spur innovation, and draw new people and their families to Maine.
3. *Infrastructure revitalization:* Revitalize the support systems and community infrastructure that ensure people and families can live healthy and productive lives in Maine.

Since the Jobs Plan took effect in October 2021, the Mills Administration has delivered direct economic relief to nearly 1,000 Maine small businesses, supported more than 100 infrastructure projects around the state to create jobs and revitalize communities, and invested in workforce programs estimated to offer apprenticeship, career and education advancement, and job training opportunities to 22,000 Maine people.

With these and other investments, Maine's recovery from the pandemic has been one of the swiftest and strongest in the nation:

- Maine is attracting new residents at a rate not seen in a generation.
- Maine is experiencing some of the highest economic growth in the country and top in New England.
- Maine has more working Mainers than at any time in history along with record low unemployment ³

³ Most data as of late 2022.

PROJECT INVENTORY

This Project Inventory reflects initiatives that were approved as of June 30, 2023 through the State's documentation process. For information on all initiatives, visit the Maine Jobs and Recovery Plan website at Maine.gov/JobsPlan.

Premium Relief FY23

Project Information

Control Number *

3.C.1

Funding Amount

\$6,495,414

Initiative Name

Premium Relief FY23

Project Name

Premium Relief FY23

Sub-Expenditure Category

2.29-Loans or Grants to Mitigate Financial Hardship

Project Overview

Project Description

Public Law 2021, chapter 483, part C established and allocated \$39 million for The Small Business Health Insurance Premium Support Program within the Department of Professional and Financial Regulation, Bureau of Insurance, as a temporary program to provide payments to small group health insurance carriers in the State to reduce insurance premium costs for small businesses and their employees. The program will reimburse small group health insurance carriers for actual premium credits made monthly by the carriers to small businesses and will ensure the payments result in a reduction of small group health insurance premiums of \$50 per employee per month with an additional reduction for family coverage. Public Law 2023, chapter 3 part C increased funding by \$6,495,414 and extended the program through December 31, 2023, or until such time as the original and additional funds allocated to the program are used, whichever occurs first.

Schedule / Timeline

The Jobs Plan was approved by the Legislature in July 2021 and the legislation enacting the Maine Jobs & Recovery Plan took effect October 18, 2021. This program became active in April 2022.

Partners

The Bureau of Insurance will be partnering with all insurance carriers in Maine offering fully-insured small group plans in Maine. The insurers participating are:

- Aetna
- Anthem
- CHO (Community Health Options)
- Harvard Pilgrim
- United Healthcare
- Taro Health Plan of Maine Inc.

Link to Project Website

<https://www.maine.gov/jobsplan/program/small-business-health-insurance-premium-relief-program>

Key Performance Indicators

Insurance carriers will be required to report monthly to the Bureau of Insurance. The program will have monthly totals of numbers of small businesses who receive the premium credits as well as the number of employees who are receiving a portion of the credits. It is not anticipated that the program will have specific demographic information for individual subscribers other than adults and dependents.

Based on reporting information from the carriers, there are approximately 5,500 qualifying small groups in Maine. This represents more than 30,000 employees and close to 50,000 total covered lives. *

For reporting, see C.7.1.

Performance indicators through the program will include monthly and total numbers for the number of small employers who participate in the program, the amounts of premium credits received, and the numbers of employees who participate in the program and the amount of premium credits that they receive. *

For reporting, see C.7.1.

If applicable, please provide any other information to provide context to project status or to help reader interpret results *

As noted in Project Description above 3.C.1 is an increase in funding which allowed for an extension of the already approved Premium Relief project (C.7.1). Metrics for 3.C.1 are being reported as part of C.7.1

Child Care Services

Project Information

Control Number *

635.A.1

Funding Amount

\$5,236,475

Initiative Name

Child Care Services

Project Name

Child Care Services

Sub-Expenditure Category

2.36-Aid to Other Impacted Industries

Project Overview

Project Description

With funding from the Maine Jobs & Recovery Plan, Maine's Office of Child and Family Services in the Department of Health and Human Services is establishing the Child Care Infrastructure Grant Program, which will deliver funding and technical assistance to launch or grow child care programs throughout the state. The program will enable providers to build or renovate facilities, increase enrollment, and add to the number of providers in Maine.

Schedule / Timeline

The Jobs Plan was approved by the Legislature in July 2021 and the legislation enacting the Maine Jobs & Recovery Plan took effect October 18, 2021. This program became active in July 2022.

Partners

Children's Cabinet , Governor's Office of Policy Innovation and the Future, and Coastal Enterprises Inc.

Link to Project Website

<https://www.maine.gov/jobsplan/program/child-care-infrastructure-grant-program>

Key Performance Indicators

Number of businesses or community organizations receiving economic assistance *

Refer to project R.62.1.

Number of businesses or community organizations receiving technical assistance *

Refer to project R.62.1.

Number of new jobs created, or job losses avoided *

Refer to project R.62.1.

Number of new businesses started *

Refer to project R.62.1.

Number of children enrolled in early childhood or PreK programs *

Refer to project R.62.1.

Total number of grant awards *

Refer to project R.62.1.

Total number of grant awards made to minority businesses *

Refer to project R.62.1.

Total number of new start child care providers *

Refer to project R.62.1.

Total number of child care providers expanding capacity *

Refer to project R.62.1.

Total number of new child care slots created *

Refer to project R.62.1.

If applicable, please provide any other information to provide context to project status or to help reader interpret results *

The project is extending efforts that were already in motion under R.62.1

Controller & Program Management

Project Information

Control Number *

78.A.1

Funding Amount

\$3,000,000

Initiative Name

Controller & Program Management

Project Name

Controller & Program Management

Sub-Expenditure Category

7.1-Administrative Expenses

Project Overview

Project Description

The funding allocated to the Department of Administrative and Financial Services (DAFS), American Rescue Plan Audit, Controller and Program Management program will be used, in conjunction with the \$3 million allocated as part of Public Law 2021, chapter 78, to support all aspects of financial management oversight of State and Local Fiscal Recovery Funds. This includes the distribution of funding to the Non-Entitlement Units. Funds will be used throughout the eligibility period to supplement staffing within DAFS Offices through both limited period positions and contracts supporting accounting, budgeting, reporting, procurement, and human resources. Additionally, the funds will be used for project management, information technology to assist in the management and flow of data required to assess allowability of plans and facilitate federal and public reporting, sub-recipient monitoring, and reporting.

Schedule / Timeline

The Jobs Plan was approved by the Legislature in July 2021 and the legislation enacting the Maine Jobs & Recovery Plan took effect October 18, 2021. This program is now active.

Partners

Coordination with the Maine Municipal Association on communication and outreach strategies for the non-entitlement unit Local Fiscal Recovery Funds

Link to Project Website

<https://www.maine.gov/jobsplan/program/oversight-american-rescue-plan-act-funds>

Key Performance Indicators

Percentage, number of and dollar amount of NEU disbursements made by 9/3 *

Tranche 1 By 9/3- 1.07%/ \$643,197 total NEU disbursements were released.
Additionally, by 12/30/2021 100% of Tranche 1 NEU disbursements was released totaling \$59,611,882.26.
Tranche 2 payments released 6/22/2022 totaling \$59,611,881.74.
Total of NEU payments: 119,223,764.00

Number of Business Cases completed (112 items in PL21, c.483) *

To date a total of 144 Business Cases are anticipated to be completed and moved through the approval process in order to execute the 112 initiatives that were approved in PL21, c.483. As of 6/30/2023 142 have been approved via the established approval process. Since last annual reporting cycle, a post approval process has been implemented to allow for changes, where needed to business cases, and to ensure that these changes are in line with US Treasury guidelines and statutory language. It is possible due to needed changes that additional Business Cases may be required as the review determines if the change request(s) alter the scope of work or originally approved allowable use categories.

Number and dollar value of Business Cases determined eligible for SLFRF *

By 6/30/2023 142 Business Cases totaling \$984,995,130

If applicable, please provide any other information to provide context to project status or to help reader interpret results *

Projects 78.A.1 and Y.86.1 have been combined. the report information included with project 78.A.1 is duplicative of the information included with Y.86.1. The funding for both projects was aggregated and is being used for the same purpose. Metrics included with project 78.A.1 are therefore duplicative of the metrics included with project Y.86.

Workforce & Innovation

Project Information

Control Number *

78.A.2

Funding Amount

\$1,600,000

Initiative Name

Workforce & Innovation

Project Name

Workforce & Innovation

Sub-Expenditure Category

7.1-Administrative Expenses

Project Overview

Project Description

The Governor's Office of Policy Innovation & the Future (GOPIF) will support all aspects of policy management oversight of State Fiscal Recovery Funds and the Maine Jobs & Recovery Plan. This includes coordination, policy development, metrics planning, and data needs including but not limited to cross-agency planning on economic, workforce, and infrastructure projects.

Schedule / Timeline

The Jobs Plan was approved by the Legislature in July 2021 and the legislation enacting the Maine Jobs & Recovery Plan took effect October 18, 2021. This program became active in May 2021.

Partners

Coordination with Department of Administrative and Financial Services – including the Project Management Office and Controller's Office – and across state agencies on implementation of state plans, reporting to legislature, program evaluation actions, and MJRP policy development.

Link to Project Website

<https://www.maine.gov/jobsplan/program/oversight-american-rescue-plan-act-funds>

Key Performance Indicators

Number and value of launched MJRP programs *

142 fully approved business cases

Number of entities that are reached by MJRP outreach activities, such as participating in an information webinar to learn about grant opportunities *

1,259 subscribers to the Maine Jobs & Recovery Plan email bulletin. 541 participants in Maine Jobs & Recovery Plan webinars

Number of programs for which we analyze data at least quarterly *

140 programs as of 31 March 2023.

Number and quality of success stories submitted by agencies *

More than 60 success stories including many that feature individuals directly benefiting from MJRP programs.

If applicable, please provide any other information to provide context to project status or to help reader interpret results *

N/A

Economic Recovery Grants

Project Information

Control Number *

A.1.1

Funding Amount

\$5,678,238

Initiative Name

Economic Recovery Grants

Project Name

Economic Recovery Grants

Sub-Expenditure Category

2.29-Loans or Grants to Mitigate Financial Hardship

Project Overview

Project Description

Federal and State economic relief and recovery programs have been a crucial lifeline for Maine businesses and non-profits during the pandemic. These additional recovery grants aim to support those organizations facing ongoing challenges, or that may have failed to qualify for prior programs.

The economic impact of the pandemic continues to impact Maine businesses. These impacts vary by industry sector, as well as by the size, age, location, and structure of the business. High service-related industries that rely on large numbers of people in small spaces and lots of face to face support are the areas of the economy that are most visibly impacted. Additionally, there are businesses in other sectors like dry cleaning and transportation that have also experienced significant losses. This need is urgent, businesses need our support now in order to quickly build back their own capacity.

These funds will be used to offer grant funding for businesses and nonprofits that demonstrate a financial impact due to COVID.

Schedule / Timeline

The Jobs Plan was approved by the Legislature in July 2021 and the legislation enacting the Maine Jobs & Recovery Plan took effect October 18, 2021. This program became active in October 2021. Grants have been awarded and spending has been completed.

Partners

Maine Economic Development Agencies:
Northern Maine Development Corporation
Greater Portland Council of Governments
Eastern Maine Development Corporation
Androscoggin Valley Council of Governments
Mid Coast Economic Development District

Kennebec Valley Council of Governments
Southern Maine Regional Planning Commission

Link to Project Website

<https://www.maine.gov/jobsplan/program/economic-recovery-grants-maine-jobs-and-recovery-small-business-grant-program>

Key Performance Indicators

Number of businesses or community organizations receiving economic assistance *

403 recipients.

Number of new jobs created, or job losses avoided *

As the program evolved prior to delivery, the number of job losses avoided or new jobs created due directly to the small loans issued as part of this grant program was neither available nor applicable to the majority of the recipients.

This is a one time grant program that will collect loss data and issue out awards. We will track location and industry for informational purposes. *

The 403 awards were made across 183 industries per the reported North American Industry Classification System (NAICS) codes provided by applicants. These industries were located in approximately 156 cities and towns across the State of Maine.

If applicable, please provide any other information to provide context to project status or to help reader interpret results *

These funds were distributed in partnership with regional Economic Development Districts and focused on local small businesses seeking to recover from the financial costs of the pandemic.

Economic Recovery Grants - Nonprofits

Project Information

Control Number *

A.1.2

Funding Amount

\$7,321,762

Initiative Name

Economic Recovery Grants

Project Name

Economic Recovery Grants - Nonprofits

Sub-Expenditure Category

2.34-Assistance to Impacted Nonprofit Organizations (Impacted or Disproportionately Impacted)

Project Overview

Project Description

The COVID-19 pandemic brought substantial harm to Maine's nonprofits, many of whom experienced lost revenue, increased costs, and/or difficulty securing investment capital. The Finance Authority of Maine (FAME) will use this program to provide Maine nonprofits with supports to help weather financial hardships, increase their access to credit, and advance development.

Schedule / Timeline

The Jobs Plan was approved by the Legislature in July 2021 and the legislation enacting the Maine Jobs & Recovery Plan took effect October 18, 2021. This program was approved through the state's internal documentation process in May 2022 and is now pending launch.

Partners

Maine Economic Development Agencies:
Northern Maine Development Corporation
Greater Portland Council of Governments
Eastern Maine Development Corporation
Androscoggin Valley Council of Governments
Mid Coast Economic Development District
Kennebec Valley Council of Governments
Southern Maine Regional Planning Commission

Link to Project Website

<https://www.maine.gov/jobsplan/program/economic-recovery-grants-maine-jobs-and-recovery-small-business-grant-program>

Key Performance Indicators

Number of businesses or community organizations receiving economic assistance *

Project not yet started.

Number of new jobs created, or job losses avoided *

Project not yet started.

Number of newly employed or re-employed individuals *

Project not yet started.

Number of forgivable loans and grants to underserved as percent of the ARPA portfolio. *

Project not yet started.

Number of certified women own nonprofit forgivable loans and grants approved. *

Project not yet started.

Number of approved forgivable loans and grants with census tracts that match underserved communities. *

Project not yet started.

If applicable, please provide any other information to provide context to project status or to help reader interpret results *

Project not yet started.

Energy Rate Relief for Small Organizations

Project Information

Control Number *

A.1.3

Funding Amount

\$7,000,000

Initiative Name

Economic Recovery Grants

Project Name

Energy Rate Relief for Small Organizations

Sub-Expenditure Category

2.29-Loans or Grants to Mitigate Financial Hardship

Project Overview

Project Description

The Maine Department of Economic and Community Development will expand its effort to use funding from the American Rescue Plan Act (APRA) to provide direct credits to qualifying Maine small businesses to help defray increased electricity costs. This funding will provide direct relief through framework established in bipartisan legislation recently passed by the legislature and signed by Governor Mills, LD 2010, Resolve, To Help Certain Businesses with Energy Costs. This program will provide a credit, amount based on usage, for medium commercial customers of Maine's investor-owned utilities (CMP and Versant). The credit will be based on February 2022 invoices, when energy prices significantly increased. Awarded credits will be applied directly to commercial customers' accounts through the utilities.

Schedule / Timeline

The Jobs Plan was approved by the Legislature in July 2021 and the legislation enacting the Maine Jobs & Recovery Plan took effect October 18, 2021. This program became active in October 2021. Grants have been awarded and spending has been completed.

Partners

Department of Economic and Community Development will partner with Central Maine Power, and Versant energy to apply awarded funds as a credit to offset the increased cost of electricity due to disruptions in the supply chain tied to the COVID-19 pandemic.

Link to Project Website

<https://www.maine.gov/jobsplan/program/economic-recovery-grants-maine-jobs-and-recovery-small-business-grant-program>

Key Performance Indicators

Number of businesses or community organizations receiving economic assistance *

2923

Number of delinquent accounts impacted by receipt of credit. *

271 delinquent accounts at time credit was applied. After credit was applied there were 104 remaining delinquent.

Distribution of businesses receiving energy relief credits by region. *

Androscoggin - 252, Aroostook - 48, Cumberland - 830, Franklin - 62, Hancock - 142, Kennebec - 252, Knox - 103, Lincoln - 68, Oxford - 89, Penobscot - 337, Piscataquis - 35, Sagadahoc - 64, Somerset - 103, Waldo - 67, Washington - 97, York - 371

Average size of relief credit received by industry type. *

Versant power does not collect SIC code information from their business customers.
CMP distributed their funds across 124 unique SIC codes with the majority falling into the following categories: Code: 5812 Retail-Eating Places - 366 credits, Code: 6512 Operators of Nonresidential buildings - 209 credits;

If applicable, please provide any other information to provide context to project status or to help reader interpret results *

N/A

Maine Rural Development Authority

Project Information

Control Number *

A.2.1

Funding Amount

\$38,400,000

Initiative Name

Maine Rural Development Authority

Project Name

Maine Rural Development Authority

Sub-Expenditure Category

2.29-Loans or Grants to Mitigate Financial Hardship

Project Overview

Project Description

The COVID-19 pandemic brought substantial harm to Maine's small businesses and nonprofits, many of whom experienced lost revenue, increased costs, decreased operational profitability, and/or difficulty securing investment capital. The Finance Authority of Maine (FAME) is establishing the Thrive Maine program to provide Maine businesses and nonprofits with supports to help weather financial hardships, increase their access to credit, and advance development. This portion of the program is focused on Maine's small businesses.

Schedule / Timeline

The Jobs Plan was approved by the Legislature in July 2021 and the legislation enacting the Maine Jobs & Recovery Plan took effect October 18, 2021. This program was approved through the state's internal documentation process in May 2022 and is now in progress .

Partners

Community Development Financial Institutions (CDFIs); Economic Development Districts (EDDs); and other Regional Economic Development Revolving Loan Program (REDRLP) participants, Municipal Economic Development Offices Banks, Savings Institutions, Credit Unions, and Alternative Commercial Lenders; State Agencies (Department of Economic and Community Development, Maine Department of Agriculture, Conservation, and Forestry , Maine Rural Development Authority, Maine Technology Institute, Maine Venture Fund, etc.)

Link to Project Website

<https://www.maine.gov/jobsplan/program/thrive-maine-pandemic-recovery-business-loan-program>

Key Performance Indicators

Number of businesses or community organizations receiving economic assistance *

119

Number of new jobs created, or job losses avoided *

1,182 Jobs Retained, 1,111 Seasonal Jobs Retained.

Number of newly employed or re-employed individuals *

0. This data was not collected from applicants at the time of this report. Going forward it may become necessary to adjust the measure to better measure program health and success.

Number of forgivable loans and grants to underserved as percent of the ARPA portfolio. *

$17/119 = 14\%$

Number of certified women own business forgivable loans and grants approved. *

$41/119 = 34\%$

Number of approved forgivable loans and grants with census tracts that match underserved communities. *

$35/119 = 29\%$

If applicable, please provide any other information to provide context to project status or to help reader interpret results *

The Thrive Maine forgivable loans were deployed in two application cycles, the first being funded while the second application cycle closed on Friday June 23rd. The program is also taking an iterative approach to future funding rounds, adjusting where necessary to ensure that the funds are delivered in a fair and equitable manner that best addresses the needs of business owners throughout Maine. We continue to monitor the distributed funds as they are deployed and expanded our pool of application reviewers to speed the process from application to award.

Maine Rural Development Authority – Nonprofits

Project Information

Control Number *

A.2.2

Funding Amount

\$10,000,000

Initiative Name

Maine Rural Development Authority

Project Name

Maine Rural Development Authority – Nonprofits

Sub-Expenditure Category

2.34-Assistance to Impacted Nonprofit Organizations (Impacted or Disproportionately Impacted)

Project Overview

Project Description

The COVID-19 pandemic brought substantial harm to Maine's small businesses and non-profits, many of whom experienced lost revenue, increased costs, decreased operational profitability, and/or difficulty securing investment capital. The Finance Authority of Maine (FAME) is establishing the Thrive Maine program to provide Maine businesses and non-profits with supports to help weather financial hardships, increase their access to credit, and advance development. This business case reflects the portion of the funds that are directed toward the support of non-profits, organizations and businesses.

Schedule / Timeline

The Jobs Plan was approved by the Legislature in July 2021 and the legislation enacting the Maine Jobs & Recovery Plan took effect October 18, 2021. This program was approved through the state's internal documentation process in June 2022 and is now in progress.

Partners

Community Development Financial Institutions (CDFIs); Economic Development Districts (EDDs); and other Regional Economic Development Revolving Loan Program (REDRLP) participants, Municipal Economic Development Offices
Banks, Savings Institutions, Credit Unions, and Alternative Commercial Lenders;
State Agencies (Department of Economic and Community Development, Maine Department of Agriculture, Conservation, and Forestry , Maine Rural Development Authority, Maine Technology Institute, Maine Venture Fund, etc.)

Link to Project Website

<https://www.maine.gov/jobsplan/program/thrive-maine-pandemic-recovery-business-loan-program>

Key Performance Indicators

Number of businesses or community organizations receiving economic assistance *

26

Number of new jobs created, or job losses avoided *

816 jobs retained, 878 seasonal jobs retained

Number of newly employed or re-employed individuals *

0. This data was not collected from applicants at the time of this report. Going forward it may become necessary to adjust the measure to better measure program health and success.

Number of forgivable loans and grants to underserved as percent of the ARPA portfolio. *

0, the source is applicant data collected during intake; however, as these recipients are nonprofits, the underserved individual would be the executive director of the nonprofit.

Number of certified women own business forgivable loans and grants approved. *

7/26 = 27%

Number of approved forgivable loans and grants with census tracts that match underserved communities. *

6/26 = 23%

If applicable, please provide any other information to provide context to project status or to help reader interpret results *

The Thrive Maine forgivable loans were deployed in two application cycles, the first being funded while the second application cycle closed on Friday June 23rd. The program is also taking an iterative approach to future funding rounds, adjusting where necessary to ensure that the funds are delivered in a fair and equitable manner that best addresses the needs of business owners throughout Maine. We continue to monitor the distributed funds as they are deployed and expanded our pool of application reviewers to speed the process from application to award.

Business Assistance Program

Project Information

Control Number *

A.3.1

Funding Amount

\$8,000,000

Initiative Name

Business Assistance Program

Project Name

Business Assistance Program

Sub-Expenditure Category

2.29-Loans or Grants to Mitigate Financial Hardship

Project Overview

Project Description

The COVID-19 pandemic brought substantial harm to Maine's small businesses and nonprofits, many of whom experienced lost revenue, increased costs, decreased operational profitability, and/or difficulty securing investment capital. The Finance Authority of Maine (FAME) is establishing the Thrive Maine program to provide Maine businesses and nonprofits with supports to help weather financial hardships, increase their access to credit, and advance development. This portion of the program is focused on the subset of Maine's small businesses that are employing emerging financing or organizational models that became market trends during the COVID-19 pandemic.

Schedule / Timeline

The Jobs Plan was approved by the Legislature in July 2021 and the legislation enacting the Maine Jobs & Recovery Plan took effect October 18, 2021. This program was approved through the state's internal documentation process in May 2022 and is now in progress.

Partners

Community Development Financial Institutions (CDFIs); Economic Development Districts (EDDs); and other Regional Economic Development Revolving Loan Program (REDRLP) participants, Municipal Economic Development Offices
Banks, Savings Institutions, Credit Unions, and Alternative Commercial Lenders;
State Agencies (Department of Economic and Community Development, Maine Department of Agriculture, Conservation, and Forestry, Maine Rural Development Authority, Maine Technology Institute, Maine Venture Fund, etc.)

Link to Project Website

<https://www.maine.gov/jobsplan/program/thrive-maine-pandemic-recovery-business-loan-program>

Key Performance Indicators

Number of businesses or community organizations receiving economic assistance *

2

Number of new jobs created, or job losses avoided *

56

Number of newly employed or re-employed individuals *

0. This data was not collected from applicants at the time of this report. Going forward it may become necessary to adjust the measure to better measure program health and success.

Number of forgivable loans and grants to underserved as percent of the ARPA portfolio. *

0. Based on collected data from applicants.

Number of certified women own business forgivable loans and grants approved. *

1

Number of approved forgivable loans and grants with census tracts that match underserved communities. *

0. Applicant addresses were checked against the Treasury CDFI underserved portal. Applicants were not shown as being part of an underserved community.

If applicable, please provide any other information to provide context to project status or to help reader interpret results *

The Thrive Maine forgivable loans were deployed in two application cycles, the first being funded while the second application cycle closed on Friday June 23rd. The program is also taking an iterative approach to future funding rounds, adjusting where necessary to ensure that the funds are delivered in a fair and equitable manner that best addresses the needs of business owners throughout Maine. We continue to monitor the distributed funds as they are deployed and expanded our pool of application reviewers to speed the process from application to award.

Business Assistance Program - Nonprofits

Project Information

Control Number *

A.3.2

Funding Amount

\$2,000,000

Initiative Name

Business Assistance Program

Project Name

Business Assistance Program - Nonprofits

Sub-Expenditure Category

2.34-Assistance to Impacted Nonprofit Organizations (Impacted or Disproportionately Impacted)

Project Overview

Project Description

The COVID-19 pandemic brought substantial harm to Maine's non-profits, many of whom experienced lost revenue, increased costs, decreased operational profitability, and/or difficulty securing investment capital. The Finance Authority of Maine (FAME) is establishing this program to provide Maine non-profits with supports to help weather financial hardships, increase their access to credit, and advance development. This portion of the program is focused on Maine's non-profits.

Schedule / Timeline

The Jobs Plan was approved by the Legislature in July 2021 and the legislation enacting the Maine Jobs & Recovery Plan took effect October 18, 2021. This program was approved through the state's internal documentation process in June 2022 and was amended June of 2023 to combine with Project A.3.1.

Partners

Community Development Financial Institutions (CDFIs); Economic Development Districts (EDDs); and other Regional Economic Development Revolving Loan Program (REDRLP) participants, Municipal Economic Development Offices
Banks, Savings Institutions, Credit Unions, and Alternative Commercial Lenders;
State Agencies (Department of Economic and Community Development, Maine Department of Agriculture, Conservation, and Forestry, Maine Rural Development Authority, Maine Technology Institute, Maine Venture Fund, etc.)

Link to Project Website

<https://www.maine.gov/jobsplan/program/thrive-maine-pandemic-recovery-business-loan-program>

Key Performance Indicators

Number of businesses or community organizations receiving economic assistance *

1

Number of new jobs created, or job losses avoided *

2

Number of newly employed or re-employed individuals *

0, none reported by applicants.

Number of forgivable loans and grants to underserved as percent of the ARPA portfolio. *

1

Number of certified Non Profit forgivable loans and grants approved. *

1

Number of approved forgivable loans and grants with census tracts that match underserved communities. *

0, applicant data was matched against Treasury CDFI database.

If applicable, please provide any other information to provide context to project status or to help reader interpret results *

The Thrive Maine forgivable loans were deployed in two application cycles, the first being funded while the second application cycle closed on Friday June 23rd. The program is also taking an iterative approach to future funding rounds, adjusting where necessary to ensure that the funds are delivered in a fair and equitable manner that best addresses the needs of business owners throughout Maine. We continue to monitor the distributed funds as they are deployed and expanded our pool of application reviewers to speed the process from application to award.

Elderly Tax Deferral

Project Information

Control Number *

AA.87.1

Funding Amount

\$3,235,259

Initiative Name

Elderly Tax Deferral

Project Name

Elderly Tax Deferral

Sub-Expenditure Category

2.37-Economic Impact Assistance: Other

Project Overview

Project Description

The Maine Elderly Tax Deferral Program allows qualifying individuals to defer payment of the property taxes on their homestead (their principal residence) until their death, or until they move or sell the residence. To be eligible for the program, the individual must be either 65 years of age or older, or be unable to be employed as a result of disability. In addition, the individual must have annual income of less than \$40,000, and liquid assets of less than \$50,000 (\$75,000 if the application is jointly filed).

Under the program, the individual must apply and provide documentation of their eligibility. The State then places a lien on the property, and reimburses the municipality for the amount of property taxes on the individual's residence each year until the individual dies, moves, or sells the residence. At the time of sale or death, the individual or their estate is required to pay back to the State the amount of property taxes that were paid on their behalf plus interest.

Schedule / Timeline

The Jobs Plan was approved by the Legislature in July 2021 and the legislation enacting the Maine Jobs & Recovery Plan took effect October 18, 2021. This program became active in January 2022, and is actively in progress.

Partners

Municipalities will be involved in reviewing and providing feedback on the draft forms Maine Revenue Services prepares.

Link to Project Website

<https://www.maine.gov/jobsplan/program/state-property-tax-deferral-program>

Use of Evidence

Whether SLFRF funds are being used for evidence-based interventions *

Yes No Not Applicable

The dollar amount of the total project spending that is allocated towards evidence-based interventions (If Applicable) *

Whether a program evaluation of the project is being conducted *

Yes No Not Applicable

Key Performance Indicators

Number of households receiving household assistance *

As of June 30, 2023, 66 households are receiving assistance under this program.

As part of the application process, Maine Revenue Services will be gathering data on the demographics of program participants, as well as the location of participants. This will be reviewed annually after the closure of each year's application cycle. Location data will allow us to determine how effectively the program is being implemented across the different areas of the State and allow us to potentially better target certain geographic areas for promotion. Income and other demographic data from the applications will also allow us to ensure the program is benefitting the intended groups of people. We also intend to review existing data sources on an ongoing basis to monitor foreclosures and property tax abatements to determine any effects from the program.

Household receiving assistance were from 15 out of Maine's 16 Counties and from 60 different towns and cities:

Androscoggin County- Auburn, Sabattus, Livermore

Aroostook County- Caribou, Grand Isle, Madawaska

Cumberland County- Casco, Scarborough, Standish, Westbrook, Freeport, Portland, Pownal, So. Portland

Franklin County- Phillips

Hancock County- Bar Harbor

Kennebec County- Belgrade, Readfield, Windsor, Randolph, Winthrop

Knox County- Camden, Washington, Thomaston

Lincoln County- Alna, Damariscotta

Oxford- Byron, Hiram, Bethel, Mexico

Penobscot County- Bangor,

Sagadahoc County- Bowdoin, Arrowsic, Bradford, Brewer, Levant, Orono, Orrington

Somerset County- Fairfield, Mercer Unorganized Territory

Waldo County- Belfast, Palermo

Washington County- Cherryfield, Harrington, Addison, Columbia, Northfield, Milbridge,

York County- Old Orchard Beach, Sanford, Kennebunk, Lebanon, Lyman, Saco, Wells

Existing data sources are still being reviewed to determine, if possible, if any foreclosures were avoided as a result of this program.

If applicable, please provide any other information to provide context to project status or to help reader interpret results *

N/A

Elderly Tax Deferral - Admin

Project Information

Control Number *

AA.88.1

Funding Amount

\$264,741

Initiative Name

Elderly Tax Deferral - Admin

Project Name

Elderly Tax Deferral - Admin

Sub-Expenditure Category

2.37-Economic Impact Assistance: Other

Project Overview

Project Description

This position and related All Other funding is necessary to support the Maine Elderly Tax Deferral Program authorized in PL21, c.483, Part AA (Business Case AA.87). The Maine Elderly Tax Deferral Program allows qualifying individuals to defer payment of the property taxes on their homestead (their principal residence) until their death, or until they move or sell the residence. To be eligible for the program, the individual must be either 65 years of age or older, or be unable to be employed as a result of disability. In addition, the individual must have annual income of less than \$40,000, and liquid assets of less than \$50,000 (\$75,000 if the application is jointly filed).

Under the program, the individual must apply and provide documentation of their eligibility. The State then places a lien on the property, and reimburses the municipality for the amount of property taxes on the individual's residence each year until the individual dies, moves, or sells the residence. At the time of sale or death, the individual or their estate is required to pay back to the State the amount of property taxes that were paid on their behalf plus interest.

Schedule / Timeline

The Jobs Plan was approved by the Legislature in July 2021 and the legislation enacting the Maine Jobs & Recovery Plan took effect October 18, 2021. This program became active in January 2022.

Partners

Municipalities will be involved in reviewing and providing feedback on the draft forms Maine Revenue Services prepares.

Link to Project Website

<https://www.maine.gov/jobsplan/program/state-property-tax-deferral-program>

Use of Evidence

Whether SLFRF funds are being used for evidence-based interventions *

Yes No Not Applicable

The dollar amount of the total project spending that is allocated towards evidence-based interventions (If Applicable) *

Whether a program evaluation of the project is being conducted *

Yes No Not Applicable

Key Performance Indicators

Number of households receiving household assistance *

As of June 30, 2023, 66 households are receiving assistance under this program.

As part of the application process, Maine Revenue Services will be gathering data on the demographics of program participants, as well as the location of participants. This will be reviewed annually after the closure of each year's application cycle. Location data will allow us to determine how effectively the program is being implemented across the different areas of the State and allow us to potentially better target certain geographic areas for promotion. Income and other demographic data from the applications will also allow us to ensure the program is benefitting the intended groups of people. We also intend to review existing data sources on an ongoing basis to monitor foreclosures and property tax abatements to determine any effects from the program. *

Household receiving assistance were from 15 out of Maine's 16 Counties and from 60 different towns and cities:

Androscoggin County- Auburn, Sabattus, Livermore

Aroostook County- Caribou, Grand Isle, Madawaska

Cumberland County- Casco, Scarborough, Standish, Westbrook, Freeport, Portland, Pownal, So. Portland

Franklin County- Phillips

Hancock County- Bar Harbor

Kennebec County- Belgrade, Readfield, Windsor, Randolph, Winthrop

Knox County- Camden, Washington, Thomaston

Lincoln County- Alna, Damariscotta

Oxford- Byron, Hiram, Bethel, Mexico

Penobscot County- Bangor,

Sagadahoc County- Bowdoin, Arrowsic, Bradford, Brewer, Levant, Orono, Orrington

Somerset County- Fairfield, Mercer Unorganized Territory

Waldo County- Belfast, Palermo

Washington County- Cherryfield, Harrington, Addison, Columbia, Northfield, Milbridge,

York County- Old Orchard Beach, Sanford, Kennebunk, Lebanon, Lyman, Saco, Wells

Existing data sources are still being reviewed to determine, if possible, if any foreclosures were avoided as a result of this program.

If applicable, please provide any other information to provide context to project status or to help reader interpret results *

Program metrics from this program mirror AA.87.1 This project is funding for a position to support AA.87.1. At the time of this reporting the admin position has been posted with no hires or expenditures to date on this part of initiative.

Farm & Food Sustainability

Project Information

Control Number *

B.4.1

Funding Amount

\$20,000,000

Initiative Name

Farm & Food Sustainability

Project Name

Farm & Food Sustainability

Sub-Expenditure Category

2.36-Aid to Other Impacted Industries

Project Overview

Project Description

This program establishes one contract grant manager position through June 10, 2023 and provides one-time funding to support the state's farms and food processors to ensure the sustainability of farms and farm families, increase the supply of local food to meet state food consumption goals, and enhance the state's agricultural exports while reducing the state's reliance on food imports. The program will provide critical funding for Maine farms and food processors pursuing infrastructure upgrades that will mitigate the negative effects of COVID-19, increase capacity, enhance supply chain resilience, and drive growth within the Maine agricultural and food economy while providing more locally-produced foods to Mainers. This funding will help agricultural businesses to acquire the equipment and assets necessary to grow capacity in a manner that meets the markedly increased demand for Maine-grown and produced products as well as the new operational requirements resulting from pandemic conditions. Funding will be administered through a competitive process that awards grants to eligible projects that align with the goals of the Maine Jobs & Recovery Plan, specifically, supporting the growth and sustainability of farms and farm families, increasing the supply of Maine-grown and produced food to meet state food procurement, consumption, and food security goals, and enhancing Maine's agricultural exports while reducing the state's reliance on food imports.

Schedule / Timeline

The Jobs Plan was approved by the Legislature in July 2021 and the legislation enacting the Maine Jobs & Recovery Plan took effect October 18, 2021. This program became active in January 2022. Grants have been awarded and spending has been completed.

Partners

Maine Department of Agriculture, Conservation, and Forestry intends to partner with Coastal Enterprises, Inc. (CEI) for grant program administration. In addition to CEI, Maine Department of Agriculture, Conservation, and Forestry has also been working with other state agencies, including Department of Economic and Community Development, to inform program design and timing. Maine Department of Agriculture, Conservation, and Forestry's stakeholder engagement work regularly involves collaboration with farms, businesses, industry groups, financial institutions, service providers, and other key organizations active within the agriculture and food sectors.

Link to Project Website

<https://www.maine.gov/jobsplan/program/agricultural-infrastructure-investment-program>

Key Performance Indicators

Number of businesses or community organizations receiving economic assistance *

64

Number of businesses or community organizations receiving technical assistance *

Estimated 200+ individuals received technical support. This grant program was highly subscribed, having received over 800 applications. Hundreds of applicants received hands-on technical support and assistance through DACF and our third-party grant administrator. Other community organizations, such as SCORE, provided free application support for 40 agricultural businesses. An unanticipated benefit of AIP technical support may have been increased awareness of other TA resources in Maine, including SCORE's business plan development offerings. Feedback from AIP applicants (including those who did not ultimately receive funding) indicated that preparing an AIP application, including the project budget, was a helpful exercise that could inform future business decision-making. In addition to technical support related to the application process, many awardees intend to use AIP grant funds to cover the cost of Technical Assistance expenses, such as engineering plan development.

The types of farms and businesses that received funding *

Awards were approved for 64 farms and food processors. The awards ranged from \$41,669 to \$500,000, with an average of \$301,217, and awards were distributed across all sixteen Maine counties. The 64 awards reflect the spectrum of Maine farms and food businesses of various scales and sizes, production methods, and product categories, including dairy, grain, vegetable, fruit, meat, and poultry.

The types of expenses/investments that awardees made (e.g., equipment purchases, facility reconfiguration, technical assistance). *

The grants will be used to support a variety of infrastructure needs, including capital improvements related to harvesting, processing, storage, manufacturing, packaging, and handling. Additional analysis will be performed by DACF to capture the breakdown of specific types of expenses, as well as other data related to program impact.

If applicable, please provide any other information to provide context to project status or to help reader interpret results *

N/A

Forest Product Recovery

Project Information

Control Number *

B.5.1

Funding Amount

\$20,000,000

Initiative Name

Forest Product Recovery

Project Name

Forest Product Recovery

Sub-Expenditure Category

2.36-Aid to Other Impacted Industries

Project Overview

Project Description

The goal of the Forest Product Recovery Grant Program is to stabilize and aid in the recovery of Maine's \$8.5 billion forest economy that was severely impacted by the COVID-19 pandemic with pandemic-related market shifts as well as supply chain and workforce disruptions that still exist today. This program's investments in Maine's Forest Products sector will provide two key benefits to support the sector. The first benefit of the program is the injection of much needed capital, in the form of grants, to parts of the industry that faced and continue to face market disruptions, supply chain and workforce challenges because of the COVID-19 pandemic and related public health response. The second benefit is investments in the form of grants in Maine businesses to aid transitions to address new market demands that are a direct result of the COVID – 19 pandemic and related health response, sustainable products, and provide long term stability across the industry.

Schedule / Timeline

The Jobs Plan was approved by the Legislature in July 2021 and the legislation enacting the Maine Jobs & Recovery Plan took effect October 18, 2021. This program became active in November 2021. Grants have been awarded and spending has been completed.

Partners

In addition to deep industry and community engagement, Department of Economic and Community Development has engaged across the forest products sectors and economic development framework to structure this initiative:

- Maine Technology Institute
- Maine Forest Products Council
- Maine Development Foundation
- Maine Professional Logging Contractors
- Forest Opportunity Road Map
- Maine's Seven Economic Development Districts
- Maine Department of Environmental Protection
- Department of Agriculture Conservation and Forestry

Link to Project Website

<https://www.maine.gov/jobsplan/program/forestry-recovery-initiative>

Key Performance Indicators

Application/award by region (during open application period)

Total = 270; Androscoggin 5, Aroostook 124, Cumberland 16, Franklin 6, Hancock 4, Kennebec 9, Knox 3, Lincoln 1, Oxford 13, Penobscot 35, Piscataquis 11, Somerset 19, Waldo 9, Washington 2, York 5, Outside Maine 8 (Note: organization is outside of Maine, but the grant funds are to be used within the State)

Application/award by business size (during open application period)

<10 FTE= 218, 11-50 FTE=45, 51-100=18, >100= 13
<10 PTE= 80, <11 PTE=3

Technical Assistance contacts/month (during open application period)

9 total Zoom sessions with 43 participants
97 inbound and outbound customer service calls providing TA to applicants
2,269 page visits to MTI FAQ

Compliance with semi-annual reporting requirements (after each semi-annual reporting period)

Round 1: 133 (62%)

If applicable, please provide any other information to provide context to project status or to help reader interpret results *

Round 1 (FRI-1) survey issued May 2023; Round 2 (FRI-2) survey expected spring 2024. Data presented represents combination of FRI-1 and FRI-2 data (as of 6/30/2023).

Number of businesses or community organizations receiving economic assistance *

232

Number of new jobs created, or job losses avoided *

Initiative round 1: 590 per FRI-1 client survey (May 2023); Round 2: Expect first FRI-2 customer FU survey Spring 2024- approx. 6 months after first funding

Number of newly employed or re-employed individuals *

Initiative round 1: 213 per FRI-1 client survey (May 2023); Round 2: Expect first FRI-2 customer FU survey Spring 2024- approx. 6 months after first funding

Application/award volume per month (during open application period)

Average 39 awards per application period between April 2022 and Dec 2022.

Seafood Processors & Dealer - Upgrades

Project Information

Control Number *

B.6.1

Funding Amount

\$10,000,000

Initiative Name

Seafood Processors & Dealer - Upgrades

Project Name

Seafood Processors & Dealer - Upgrades

Sub-Expenditure Category

2.29-Loans or Grants to Mitigate Financial Hardship

Project Overview

Project Description

This project will provide one-time funding for a competitive grant program for Maine licensed seafood processors and dealers to 1) upgrade or replace aging or failing infrastructure or other capital expenditures or make investments that the business has otherwise been unable to do prior to, or absent this funding due to the negative economic impacts of the pandemic, or 2) reengineer and retool facilities in response to product changes or safety protocols necessary as a result of the COVID-19 pandemic.

FAQ 2.10 allows for assistance to address negative economic impacts to impacted industries other than travel, tourism and hospitality that have suffered comparable losses to that sector. Maine's ex-vessel revenues averaged \$654M annually from 2015-2019, and dropped to \$517M in 2020, a loss of 21% across the sector, but because the price of lobster remained high throughout 2020, this does not reflect the much deeper revenue losses in other sectors, including groundfish harvesters and wholesalers, who saw their markets completely dry up and prices drop over 60%, and processors, who had to spend significant resources to re-engineer facilities in response to the pandemic to protect worker safety or overhaul their product handling and packaging to target new markets. While there are always fluctuations in the market for seafood, the dramatic drop in landings (pounds and value) coincident with the start of the pandemic is clearly evidenced in DMR's landings data.

Schedule / Timeline

The Jobs Plan was approved by the Legislature in July 2021 and the legislation enacting the Maine Jobs & Recovery Plan took effect October 18, 2021. This program became active in April 2022. Grants have been awarded and spending has been completed.

Partners

Department of Marine Resources has been in contact with the Maine Technology Institute and with Coastal Enterprises Inc. (CEI) to explore potential grant management support from these entities. We are working in partnership with Maine Department of Agriculture, Conservation, and Forestry who is conducting a similar grant program with MJRP funds.

Link to Project Website

<https://www.maine.gov/jobsplan/program/maine-seafood-dealer-and-processor-covid-19-response-and-resilience-grant-program>

Key Performance Indicators

Number of businesses or community organizations receiving economic assistance *

75 - This is the original number of Seafood Dealer and Processor Program awards out of a total of 107 awards that were partially- or fully-funded by ARPA. Of the 75 ARPA-funded awards, one business returned a portion due to increasing supply and labor costs, and another returned the full award due to the business closing. At the close of FY2023, there are 74 active awards that are partially- or fully-funded by ARPA. Source Information: Notice of awards issued to recipients on June 29, 2022.

Geographic range of project awards. This information will be collected through and upon the time of the application, and will be able to be disaggregated by community and recipient demographics. This will be assessed based on the number of businesses awarded funds in a particular coastal county, and will assess equity in project access and results. *

Using the mailing addresses for check issuance, with an exception for one Cumberland County business with headquarters out-of-state, in which case the physical address was used, awardees are distributed into the following counties: Cumberland (16), Hancock (14), Knox (9), Lincoln (12), Sagadahoc (3), Washington (11) and York (10). There are two important qualifiers in interpreting this data. 1) These data do not represent the entire distribution of 2022 Seafood Dealer and Processor Program awards, which were administered through three sources of covid relief funding. Maine Department of Marine Resources (MEDMR) issued several awards from solely NOAA or USDA funding. Geographic distribution of those awards are not reported on here because they are not ARPA-funded. 2) Eligible businesses are not distributed evenly among coastal counties.

Negative economic impacts. This information will be collected through and upon the time of the application, and will be able to be disaggregated by community and recipient demographics. Applicants will have to provide information about the economic impacts their business has suffered due to covid as part of the application process. *

MEDMR solicited applications for the Seafood Dealer and Processor program in the spring of 2022 in collaboration with Maine Technology Institute. The application included a section titled "Negative economic impacts of the Covid-19 pandemic" which asked applicants to provide a narrative of impacts and to select from a list of allowable damages: 1) reduced revenues; 2) reduced access to credit; 3) reduced labor availability; 4) increased labor expenses; 5) increased fuel costs; 6) increased materials costs; 7) shipping delays; 8) other supply chain disruptions. Awards from the ARPA-funded portion ranged in terms of which impacts were enumerated. In many cases MEDMR funded only a percentage of an applicant's request; therefore, the impacts that were ultimately addressed may differ from original applications. If necessary, MEDMR can quantify these impacts into the above categories in future annual reports once all projects are complete.

Response to negative economic impacts. This information will be collected through and upon the time of the application, and will be able to be disaggregated by community and recipient demographics. Applicants will have to justify why the requested funding will address the negative economic impacts their business has experienced due to the pandemic. *

MEDMR solicited applications for the Seafood Dealer and Processor program in the spring of 2022 in collaboration with Maine Technology Institute. The application included a section titled "Pandemic Response Plan" which asked applicants to identify a funding amount, propose uses of funds if awarded, and identify how the proposal would strengthen the applicant's business post-pandemic. In this section, applicants categorized their proposals into categories: 1) reimbursement for pandemic-related costs; 2) changes made in the marketing or distribution of the product to comply with COVID protocols; 3) additional medical and/or testing equipment for employees; 4) investments in new processing equipment or labor-saving devices; 5) additional hires; 6) enhanced compensation, benefits or training for existing employees; 7) build inventory to mitigate future supply disruptions; or 8) "other" to be expounded in the narrative. Awards from the ARPA-funded portion ranged in terms of which response categories were identified. In many cases MEDMR funded only a percentage of an applicant's request; therefore, the actions that were ultimately funded may differ in scope from original applications. If necessary, MEDMR can quantify responses into the above categories in future annual reports once all projects are complete.

If applicable, please provide any other information to provide context to project status or to help reader interpret results *

N/A

Free Well Water Testing for Low Income

Project Information

Control Number *

BB.89.1

Funding Amount

\$102,968

Initiative Name

Free Well Water Testing for Low Income

Project Name

Free Well Water Testing for Low Income

Sub-Expenditure Category

5.16-Water and Sewer: Private Wells

Project Overview

Project Description

Many low-income families in Maine live in rural areas where their source of drinking water is a private residential well. To ensure that the family is not at risk from contaminants that may be present in drinking water such as arsenic, it is necessary to test the well water and, if warranted, install treatment or make other modifications to the well and/or plumbing to ensure the availability of safe drinking water in the home. This initiative seeks to provide free well water testing to low-income families, to remove one of the barriers to obtaining the information necessary to determine if the water is safe and take the necessary steps to protect families from consuming unsafe drinking water, thus presenting a clear benefit to public health. Other state funds are available to assist low-income families with the cost of treatment of contaminated water, but they must first test.

Schedule / Timeline

The Jobs Plan was approved by the Legislature in July 2021 and the legislation enacting the Maine Jobs & Recovery Plan took effect October 18, 2021. This program was approved through the state's internal documentation process in March 2023 and is now in progress

Partners

The Maine Health and Environmental Testing Laboratory will be responsible for receiving the requests for free arsenic water testing that are submitted in response to the mailing. They will either perform the test and provide the results or if necessary due to work loads, have the water sample analyzed by a contracted laboratory.

The Maine Center for Disease Control Environmental and Occupational Health Program will be responsible for designing the targeted mailing instrument, linking various Department of Health and Human Services databases to generate a mailing list, performing the targeted mailings, tracking response rates, piloting a social media campaign, designing a education materials for WIC, training WIC, transferring requests for kits to HETL, and providing referrals for treatment systems..

Maine Center for Disease Control Women Infant and Children Program will be responsible for conducting health education with WIC participants, offering free test kits, managing data about participants interest in project, and following up with participants about testing barriers.

The Office MaineCare will be responsible for providing address and email databases of clients who receive MaineCare benefits, including offer for free test kits as applicable, and providing guidance on best-practices to reach this audience.

Link to Project Website

<https://www.maine.gov/jobsplan/program/free-well-water-testing-low-income-mainers>

Key Performance Indicators

Number of individuals from low-income families that have testing their well water for arsenic *

106

Number of offers of free water testing sent to low-income households. This will be based on mailed offers and computed annually. *

1026

Number of requests of free water test kits in response to offers. This will be based on returned requests for test kits and computed annually. *

1026

Number of water kits returned for arsenic testing. This will be based on counts of returned test kits received by the laboratory. *

106

Number of returned water test kits that have elevated levels of arsenic and are referred to a state program for assistance to mitigate water exposure through grants for treatment systems. *

18

If applicable, please provide any other information to provide context to project status or to help reader interpret results *

N/A

Premium Relief

Project Information

Control Number *

C.7.1

Funding Amount

\$39,000,000

Initiative Name

Premium Relief

Project Name

Premium Relief

Sub-Expenditure Category

2.29-Loans or Grants to Mitigate Financial Hardship

Project Overview

Project Description

Public Law 2021, chapter 483, part C establishes and allocates \$39 million for The Small Business Health Insurance Premium Support Program within the Department of Professional and Financial Regulation, Bureau of Insurance, as a temporary program to provide payments to small group health insurance carriers in the State to reduce insurance premium costs for small businesses and their employees. The program will reimburse small group health insurance carriers for actual premium credits made monthly by the carriers to small businesses and will ensure the payments result in a reduction of small group health insurance premiums of \$50 per employee per month with an additional reduction for family coverage. The initial premium credits for each subscribing employee will be based on the table below.

Premium Credit Identifier	Premium Credit Rate
Employee	\$50
Two Adults	\$100
Employee plus Child	\$80
Two Adults Plus Child	\$130

Schedule / Timeline

The Jobs Plan was approved by the Legislature in July 2021 and the legislation enacting the Maine Jobs & Recovery Plan took effect October 18, 2021. This program became active in November 2021 and is actively in progress.

Partners

The Bureau of Insurance will be partnering with all insurance carriers in Maine offering fully-insured small group plans in Maine. The insurers participating are:

- Aetna
- Anthem
- CHO (Community Health Options)

- Harvard Pilgrim
- United Healthcare

Link to Project Website

<https://www.maine.gov/jobsplan/program/small-business-health-insurance-premium-relief-program>

Key Performance Indicators

Insurance carriers will be required to report monthly to the Bureau of Insurance. The program will have monthly totals of numbers of small businesses who receive the premium credits as well as the number of employees who are receiving a portion of the credits. It is not anticipated that the program will have specific demographic information for individual subscribers other than adults and dependents.

Based on reporting information from the carriers, there are approximately 5,500 qualifying small groups in Maine. This represents more than 30,000 employees and close to 50,000 total covered lives. *

	Average Per Month
Covered Lives	45,745
Total Number of Small Groups	5,715
Total Employees Receiving Credits	28,964

The information source for the data is monthly reporting from insurance carriers.

Performance indicators through the program will include monthly and total numbers for the number of small employers who participate in the program, the amounts of premium credits received, and the numbers of employees who participate in the program and the amount of premium credits that they receive. *

	Total From Invoices
Total Premium Credits	\$37,961,700

The total noted above is for the periods covering November, 2021 through June, 2023 as reported by the insurance carriers; however, certain data has not yet been received by the State of Maine. It is anticipated that the total will change as additional data is received.

If applicable, please provide any other information to provide context to project status or to help reader interpret results *

The Bureau of Insurance will continue to monitor monthly premium credit invoices from insurance carriers and will also continue to monitor the available budget to fund the program. At this time, it appears funds will be available through the life of the program.

Note: Through funding approved via project 3.C.1 the program has been extended beyond the initial 18-month period of November, 2021 through April, 2023 and will now last through July, 2023.

Family Caregiver Grants Pilot

Project Information

Control Number *

CC.90.1

Funding Amount

\$4,500,000

Initiative Name

Family Caregiver Grants Pilot

Project Name

Family Caregiver Grants Pilot

Sub-Expenditure Category

2.3-Household Assistance: Cash Transfers

Project Overview

Project Description

The department, in cooperation with area agencies on aging, shall establish the Family Caregiver Grant Pilot Program to increase the number of families served by the Respite Care Fund, alleviate costs associated with providing in-home care of an adult, provide a family caregiver grant to increase economic security for family caregivers and examine the needs and preferences of the families served by the Respite Care Fund and the pilot program.

Schedule / Timeline

The Jobs Plan was approved by the Legislature in July 2021 and the legislation enacting the Maine Jobs & Recovery Plan took effect October 18, 2021. This program was approved through the state's internal documentation process in December 2021 and is now in progress

Partners

Stakeholders: Aroostook Agency on Aging, Eastern Area Agency on Aging, Spectrum Generations, Senior Plus, Southern Agency on Aging, Alzheimer's Association of Maine, MaineHealth, VA Togus, AARP Maine, SAGE Maine, Legal Services for Elderly, Home Care and Hospice Alliance of Maine, Maine Long-Term Care Ombudsman Program, Community Support Service, Aroostook Band of Micmacs, Title VI FDirector Pleasant Point Passamaquoddy, Penobscot Indian Nation, MCOA, Maine Health Care Association, Adoptive and Foster Families of Maine

Link to Project Website

<https://www.maine.gov/jobsplan/program/respite-me-family-caregiver-grants-pilot-program>

Use of Evidence

Whether SLFRF funds are being used for evidence-based interventions *

Yes No Not Applicable

The dollar amount of the total project spending that is allocated towards evidence-based interventions (If Applicable) *

Whether a program evaluation of the project is being conducted *

Yes No Not Applicable

Please describe evaluation design as noted in **Coronavirus State and Local Fiscal Recovery Funds Compliance** and Reporting Guidance pg. 38 *

As Respite for ME is implemented, several data points will inform the program process outcomes: dates of application, eligibility determination, and receipt of services; and the demographic information and number of service recipients. Program impact will be measured through analyzing self-reported changes in caregiver burden/stress/wellbeing, caregiver desire to institutionalize their family member, and caregiver desire and ability to remain in the workforce as impacted by their caregiving responsibilities. Reassessments of caregivers will be conducted 90 days after the caregiver receives services funded by the pilot.

Key Performance Indicators

The number of eligible family caregivers on waiting lists for services under the pilot program and the demographics of those family caregivers, including, but not limited to, age, race, ethnicity, gender identity, income and county of residence; *

No caregivers have been placed on a waitlist since the beginning of the program (October 1, 2022).

The time between application and eligibility determination by the department or its contracted designee; *

This is part of the overall evaluation plan which will be available in 2025.

The time between application for and receipt of services provided under the pilot program; *

This is part of the overall evaluation plan which will be available in 2025.

An assessment of the extent to which services provided under the pilot program kept individuals cared for by eligible family caregivers out of institutional care or delayed transfer to an institutional level of care; and *

This is part of the overall evaluation plan which will be available in 2025.

Any recommendations for changes related to the adequacy of the Respite Care Fund and the scope of services provided and recommendations for continuing the pilot program. *

This is part of the overall evaluation plan which will be available in 2025.

If applicable, please provide any other information to provide context to project status or to help reader interpret results *

N/A

Number of households receiving household assistance *

327

An unduplicated count of individuals receiving respite care, assistive technology, home modification and family caregiver grants under section 3; *

Family Caregiver Grants = 224

The amount of funds that were expended for respite care, assistive technology, home modification and family caregiver grants; *

Family Caregiver Grants = \$274,001

The demographics of eligible family caregivers receiving services under the pilot program, including, but not limited to, age, race, ethnicity, gender identity, income and county of residence; *

- a. Age
 - i. 13.8% ages 30-49 (45)
 - ii. 51.4% ages 50-69 (168)
 - iii. 34.25% ages 70-89 (112)
 - iv. .06% ages 90+ (2)

- b. Race
 - i. 98% White (322)
 - ii. 0.6% Black (2)
 - iii. 0.6% Native American (2)
 - iv. 0.3% Asian (1)

- c. Ethnicity
 - i. 97% Non Hispanic or Latino (318)
 - ii. 1.2% Hispanic or Latino (4)
 - iii. 1.5% Unknown (5)

- d. Gender Identity
 - i. 74% Female (243)
 - ii. 26% Male (84)

- e. Income (Annual)
 - i. 4.3% More than 75k (14)
 - ii. 6.7% 50-74.9k (22)
 - iii. 13.8% 35-49.9k (45)
 - iv. 9.2% Over 30k (30)
 - v. 42.5% 25-34.9k (139)
 - vi. 13.1% 15-24.9k (43)
 - vii. 4.6% 10-14.9k (15)
 - viii. 3.9% Under 10k (13)
 - ix. 0.9% Refused to report (3)

- f. County of Residence
 - i. 3% Androscoggin (10)
 - ii. 13.75% Aroostook (44)
 - iii. 19% Cumberland (61)
 - iv. 2.5% Franklin (8)
 - v. 0.9% Hancock (3)
 - vi. 16.25% Kennebec (520)
 - vii. 4% Knox (13)
 - viii. 4.4% Lincoln (14)
 - ix. 1.9% Oxford (6)
 - x. 6.6% Penobscot (21)
 - xi. 0.3% Piscataquis (1)
 - xii. 2.5% Sagadahoc (8)
 - xiii. 7.5% Somerset (24)
 - xiv. 3.75% Waldo (12)
 - xv. 1.6% Washington(5)
 - xvi. 11.9% York (38)

Administration of Family Caregiver Grants Pilot

Project Information

Control Number *

CC.91.1

Funding Amount

\$450,000

Initiative Name

Administration of Family Caregiver Grants Pilot

Project Name

Administration of Family Caregiver Grants Pilot

Sub-Expenditure Category

2.3-Household Assistance: Cash Transfers

Project Overview

Project Description

The department, in cooperation with area agencies on aging, shall establish the Family Caregiver Grant Pilot Program to increase the number of families served by the Respite Care Fund, alleviate costs associated with providing in-home care of an adult, provide a family caregiver grant to increase economic security for family caregivers and examine the needs and preferences of the families served by the Respite Care Fund and the pilot program.

Schedule / Timeline

The Jobs Plan was approved by the Legislature in July 2021 and the legislation enacting the Maine Jobs & Recovery Plan took effect October 18, 2021. This program was approved through the state's internal documentation process in December 2021 and is now in progress

Partners

Aroostook Agency on Aging, Eastern Area Agency on Aging, Spectrum Generation, Seniors Plus, Southern Maine Agency on Aging

Link to Project Website

<https://www.maine.gov/jobsplan/program/respite-me-family-caregiver-grants-pilot-program>

Use of Evidence

Whether SLFRF funds are being used for evidence-based interventions *

Yes No Not Applicable

The dollar amount of the total project spending that is allocated towards evidence-based interventions (If Applicable) *

Whether a program evaluation of the project is being conducted *

Yes No Not Applicable

Please describe evaluation design as noted in **Coronavirus State and Local Fiscal Recovery Funds Compliance** and Reporting Guidance pg. 38 *

As Respite for ME is implemented, several data points will inform the program process outcomes: dates of application, eligibility determination, and receipt of services; and the demographic information and number of service recipients. Program impact will be measured through analyzing self-reported changes in caregiver burden/stress/wellbeing, caregiver desire to institutionalize their family member, and caregiver desire and ability to remain in the workforce as impacted by their caregiving responsibilities. Reassessments of caregivers will be conducted 90 days after the caregiver receives services funded by the pilot.

Key Performance Indicators

Number of households receiving household assistance *

please refer to CC.90.1

An unduplicated count of individuals receiving respite care, assistive technology, home modification and family caregiver grants under section 3; *

please refer to CC.90.1

The amount of funds that were expended for respite care, assistive technology, home modification and family caregiver grants; *

please refer to CC.90.1

The demographics of eligible family caregivers receiving services under the pilot program, including, but not limited to, age, race, ethnicity, gender identity, income and county of residence; *

please refer to CC.90.1

The number of eligible family caregivers on waiting lists for services under the pilot program and the demographics of those family caregivers, including, but not limited to, age, race, ethnicity, gender identity, income and county of residence; *

please refer to CC.90.1

The time between application and eligibility determination by the department or its contracted designee; *

please refer to CC.90.1

The time between application for and receipt of services provided under the pilot program; *

please refer to CC.90.1

An assessment of the extent to which services provided under the pilot program kept individuals cared for by eligible family caregivers out of institutional care or delayed transfer to an institutional level of care; and *

please refer to CC.90.1

Any recommendations for changes related to the adequacy of the Respite Care Fund and the scope of services provided and recommendations for continuing the pilot program. *

please refer to CC.90.1

If applicable, please provide any other information to provide context to project status or to help reader interpret results *

References to CC.90.1 are provided as it is part of one overall initiative

Evaluate Family Caregiver Grants Pilot

Project Information

Control Number *

CC.92.1

Funding Amount

\$150,000

Initiative Name

Evaluate Family Caregiver Grants Pilot

Project Name

Evaluate Family Caregiver Grants Pilot

Sub-Expenditure Category

2.3-Household Assistance: Cash Transfers

Project Overview

Project Description

The Maine Department of Health and Human Services, in cooperation with area agencies on aging, is establishing the Family Caregiver Grant Pilot Program. This program will increase the number of families served by the Respite Care Fund, alleviate costs associated with providing in-home care of an adult, provide a family caregiver grant to increase economic security for family caregivers and examine the needs and preferences of the families served by the Respite Care Fund and the pilot program. This initiative provides one-time funding to the Respite Care Fund to contract with a 3rd party for an evaluation of the pilot program

Schedule / Timeline

The Jobs Plan was approved by the Legislature in July 2021 and the legislation enacting the Maine Jobs & Recovery Plan took effect October 18, 2021. This program was approved through the state's internal documentation process in December 2021 and is now in progress

Partners

N/A

Link to Project Website

<https://www.maine.gov/jobsplan/program/respite-me-family-caregiver-grants-pilot-program>

Use of Evidence

Whether SLFRF funds are being used for evidence-based interventions *

Yes No Not Applicable

The dollar amount of the total project spending that is allocated towards evidence-based interventions (If Applicable) *

Whether a program evaluation of the project is being conducted *

Yes No Not Applicable

Please describe evaluation design as noted in **Coronavirus State and Local Fiscal Recovery Funds Compliance** and Reporting Guidance pg. 38 *

As Respite for ME is implemented, several data points will inform the program process outcomes: dates of application, eligibility determination, and receipt of services; and the demographic information and number of service recipients. Program impact will be measured through analyzing self-reported changes in caregiver burden/stress/wellbeing, caregiver desire to institutionalize their family member, and caregiver desire and ability to remain in the workforce as impacted by their caregiving responsibilities. Reassessments of caregivers will be conducted 90 days after the caregiver receives services funded by the pilot.

Key Performance Indicators

Number of households receiving household assistance *

An unduplicated count of individuals receiving respite care, assistive technology, home modification and family caregiver grants under section 3; *

The amount of funds that were expended for respite care, assistive technology, home modification and family caregiver grants; *

The demographics of eligible family caregivers receiving services under the pilot program, including, but not limited to, age, race, ethnicity, gender identity, income and county of residence; *

The number of eligible family caregivers on waiting lists for services under the pilot program and the demographics of those family caregivers, including, but not limited to, age, race, ethnicity, gender identity, income and county of residence; *

The time between application and eligibility determination by the department or its contracted designee; *

please refer to CC.90.1

The time between application for and receipt of services provided under the pilot program; *

please refer to CC.90.1

An assessment of the extent to which services provided under the pilot program kept individuals cared for by eligible family caregivers out of institutional care or delayed transfer to an institutional level of care; and *

please refer to CC.90.1

Any recommendations for changes related to the adequacy of the Respite Care Fund and the scope of services provided and recommendations for continuing the pilot program. *

please refer to CC.90.1

If applicable, please provide any other information to provide context to project status or to help reader interpret results *

Reference to CC.90.1 is provided as it is part of one overall initiative.

Unemployment Compensation

Project Information

Control Number *

D.8.1

Funding Amount

\$80,000,000

Initiative Name

Unemployment Compensation

Project Name

Unemployment Compensation

Sub-Expenditure Category

2.28-Contributions to UI Trust Funds

Project Overview

Project Description

To help replenish the unemployment trust fund as a result of increased unemployment due to COVID 19.

Schedule / Timeline

The Jobs Plan was approved by the Legislature in July 2021 and the legislation enacting the Maine Jobs & Recovery Plan took effect October 18, 2021. This program became active in October 2021. Funding has been fully distributed and spending has been completed.

Partners

Department of Administrative and Financial Services helps to ensure that the transfer of funds takes place.

Link to Project Website

<https://www.maine.gov/jobsplan/program/replenish-maine-unemployment-trust-fund>

Key Performance Indicators

Employer tax implications of UI trust fund & solvency of fund *

The \$80 million transfer into Maine's unemployment trust fund offset a portion of the unprecedented benefit payments made from the state's fund during the COVID-19 pandemic. These funds prevented an unemployment tax increase of approximately 56% in calendar year 2022. Without the infusion of ARPA funds, Maine employers would have had to contribute the additional \$80 million. The impact compounds, as tax rates in 2023 and in the future are affected.

If applicable, please provide any other information to provide context to project status or to help reader interpret results *

N/A

New Business Grants

Project Information

Control Number *

E.9.1

Funding Amount

\$6,000,000

Initiative Name

New Business Grants

Project Name

New Business Grants

Sub-Expenditure Category

2.29-Loans or Grants to Mitigate Financial Hardship

Project Overview

Project Description

The Maine Jobs & Recovery Plan's elements to provide immediate economic recovery recognize that it remains crucial to support Maine's employers to get through this difficult time. Maine's businesses, founders, owners and employees, no matter how resilient, persistent, and creative, have had a difficult 18 months and will continue to do so with customer patterns, supply chain disruptions, and workforce challenges continuing into the near future. This has been particularly true for some of our early stage businesses and entrepreneurs who have slipped through the cracks of the public relief programs that were based on financial records unavailable to early stage business owners. Maine has at least 14,000 new businesses that were started or purchased in 2020 and 10,598 to date in 2021 (per Secretary of State business registration data).

This program will offer grants to early stage companies and entrepreneurs who have not be able to take full advantage of other economic recovery programs or have had additional difficulties as the pandemic has continued to progress.

The benefits to these early stage companies and entrepreneurs will be immediate in terms of meeting needs for survival and delayed growth opportunities. It will also give these companies the additional runway they need to meet the growth projections whose assumptions were waylaid by the pandemic and its lingering economic and market effects.

Schedule / Timeline

The Jobs Plan was approved by the Legislature in July 2021 and the legislation enacting the Maine Jobs & Recovery Plan took effect October 18, 2021. This program was approved through the state's internal documentation process in November 2021 and is now in progress

Partners

We have worked with multiple partner organizations and networks in the structuring of this initiative. Key partners include the Maine Accelerates Growth network, the SBA Service Provider Network , Main Street Maine and the Maine Downtown Center, and the Economic Development Districts (multiple orgs). We have also worked directly with the 15 identified "spokes" in our MAINE (Maine Access and Inclusion Network for Entrepreneurs) Hub and Spoke initiative submitted to the SBA for funding consideration. These spokes represent different under-represented identities and communities in Maine.

Economic Development Districts:

Northern Maine Development Corporation

Greater Portland Council of Governments
Eastern Maine Development Corporation
Androscoggin Valley Council of Governments
Mid Coast Economic Development District
Kennebec Valley Council of Governments
Southern Maine Regional Planning Commission

In addition to the EDDs listed in Step one, we are exploring contracting with Maine Technology Institute, a key Department of Economic and Community Development partner, to help manage the grant process. This partnership could provide key synergies and let this program serve as a “dry run” for some of the elements of the grant program Maine Technology Institute will be managing in later rounds of ARPA funding.

Link to Project Website

<https://www.maine.gov/jobsplan/program/new-business-recovery-grants>

Key Performance Indicators

Number of businesses or community organizations receiving economic assistance *

Since the launch of the regional Economic Recovery Hubs, five (5) businesses have received direct economic assistance. (Central Maine Growth Council (CMGC) = 3; Northern Maine Development Commission (NMDC) = 2; Midcoast Council of Governments (MCOG) = 0; Eastern Maine Development Corporation (EMDC) = 0)

Number of businesses or community organizations receiving technical assistance *

As E.9 is part of the larger Economic Recovery Hub initiative, the best KPIs to determine the number of businesses or organizations receiving technical assistance is best gaged through a review of the other hub components: E.10, F.12, and F.13.

Above metrics cutting across under-represented demographics – For each of the above categories – we will review the available data around percentages of minority, women, or DBE and report on how well we have reached these demographics

Roughly 42% of the assistance has been identified as going to underserved communities including minority, women, veteran, and rural communities.

If applicable, please provide any other information to provide context to project status or to help reader interpret results *

The Economic Recovery Hub Initiatives consist of business cases E.9, E.10, F.12, and F.13. There may be some overlap between the metrics provided. Metrics for these business cases should be viewed as a measure of the health of the overarching Economic Recovery Hub Initiative.

New Business Tech Assistance

Project Information

Control Number *

E.10.1

Funding Amount

\$2,000,000

Initiative Name

New Business Tech Assistance

Project Name

New Business Tech Assistance

Sub-Expenditure Category

2.30-Technical Assistance, Counseling, or Business Planning

Project Overview

Project Description

Maine has at least 14,000 new businesses that were started or purchased in 2020 and 10,598 through October 2021. The New Business Recovery Technical Assistance program will offer business counseling services to these new businesses, along with entrepreneurs who recently acquired Maine businesses, so that they may more readily access New Business Recovery Grants and other pandemic recovery resources. By delivering this counseling through local small business assistance programs and community organizations, the Department of Economic and Community Development will also strengthen the capacity of Maine's entrepreneurial support providers. The project design is based on the research and feedback received during the pandemic and our initial recovery efforts. This support will be focused on Maine businesses that started after January 1, 2020 and have fewer than 250 employees. Small business startups have been impacted by the pandemic in many ways; inability to raise funds, access to capital, a change in planned customer channels, increased cost to do business, workforce challenges. The technical assistance provider will document the individual business loss reason due to COVID in one of the approved categories listed above.

This funding will be deployed in coordination with other funding opportunities in a competitive process to ensure a footprint across all of Maine's Economic Summary/Regional Areas.

Schedule / Timeline

The Jobs Plan was approved by the Legislature in July 2021 and the legislation enacting the Maine Jobs & Recovery Plan took effect October 18, 2021. This program became active in July 2022.

Partners

We have worked with multiple partner organizations and networks in the structuring of this initiative. Key partners include the Maine Accelerates Growth network, the SBA Service Provider Network, Main Street Maine and the Maine Downtown Center, and the Economic Development Districts (multiple orgs). We have also worked directly with the 15 identified "spokes" in our MAINE (Maine Access and Inclusion Network for Entrepreneurs) Hub and Spoke initiative submitted to the SBA for funding consideration. These spokes represent different under-represented identities and communities in Maine.

Link to Project Website

Use of Evidence

Whether SLFRF funds are being used for evidence-based interventions *

Yes No Not Applicable

Please describe the evidence base for the interventions funded by the project *

During the Maine Economic Recovery Grant rounds, DECD tracked the demographics of the applicants and recipients of funds and found that the deliberate outreach to and network building with companies founded by or serving BIPOC communities allowed DECD's grants to exceed the equivalent population percentages. In addition, the "Small Businesses of Color Recovery Guide" published in 2020 by the Federal Reserve Banks of Kansas City and Atlanta, recommends grants as a key part of the recovery for small businesses of color. This guide is heavily informed by Federal Reserve Bank of Atlanta and Kansas City outreach and a long form questionnaire that gathered responses from 20 small business support providers from around the nation who work with small business owners of color. This guide strongly recommends grants as an option for recovery noting: "Many businesses had somewhat limited revenue and have little capacity to take on debt. They don't need to come out of the crisis with debt..." This guide also emphasizes the importance of general business education and supports as a crucial companion to capital. Precisely the combination envisioned with E.9.1 and E.10.1 as complementary initiatives. DECD will use the existing evidence base for the interventions for project E.10.1 and E.9.1.

The dollar amount of the total project spending that is allocated towards evidence-based interventions (If Applicable) *

Whether a program evaluation of the project is being conducted *

Yes No Not Applicable

Key Performance Indicators

Number of businesses or community organizations receiving economic assistance *

While each aspect of the Economic Recovery Hub (E.9, E.10, F.12, F.13) is complimentary, this specific KPI does not accurately reflect the goal of this specific business case. This case provides Technical Assistance in an effort to help businesses develop the knowledge and infrastructure they need to successfully secure funding in the form of grants, loans, and other assistance. Business Case E.9 reflects the direct grant portion of the collective ERH initiative.

Number of businesses or community organizations receiving technical assistance *

Regional economic hubs that have been launched have reported a total of 55 businesses or communities receiving technical assistance related to new business ventures. Individual reported figures are: Central Maine Growth Council (CMGC) = 22; Northern Maine Development Council (NMDC) = 33; Midcoast Council of Governments (MCOG) = 0; Eastern Maine Development Corporation (EMDC) = 0.

If applicable, please provide any other information to provide context to project status or to help reader interpret results *

The Economic Recovery Hub Initiatives consist of business cases E.9, E.10, F.12, and F.13. There may be some overlap between the metrics provided. Metrics for these business cases should be viewed as a measure of the health of the overarching Economic Recovery Hub Initiative.

Wharf Renovation, Improve Marine Research & Jobs

Project Information

Control Number *

EE.94.1

Funding Amount

\$2,000,000

Initiative Name

Wharf Renovation, Improve Marine Research & Jobs

Project Name

Wharf Renovation, Improve Marine Research & Jobs

Sub-Expenditure Category

2.36-Aid to Other Impacted Industries

Project Overview

Project Description

The seafood supply chain was brought to a halt regionally, nationally, and internationally by COVID-19. To recover swiftly in Maine, fishing and fish-processing businesses need access to harbors with modernized seafood infrastructure to quickly offload and deliver wild and farmed seafood products to market. These funds will help complete the renovation of a wharf and bulkhead at the Gulf of Maine Research Institute to provide additional commercial fishing vessel berthing that support fishing, aquaculture, and seafood supply-chain jobs.

Schedule / Timeline

The Jobs Plan was approved by the Legislature in July 2021 and the legislation enacting the Maine Jobs & Recovery Plan took effect October 18, 2021. This program was approved through the state's internal documentation process in September 2022 and is now in progress.

Partners

N/A

Link to Project Website

<https://www.maine.gov/jobsplan/program/renovate-wrights-wharf-and-bulkhead-improve-access-seafood-businesses>

Key Performance Indicators

Number of new jobs created, or job losses avoided *

0, project not complete.

Output Measure: Actual Project Cost vs. Budgeted Project Cost (based on data provided by construction partner monthly and reviewed by GMRI management and consulting engineer)

0 out of \$2,000,000. GMRI has not begun spending ARPA funding. They are spending their State of Maine bond funding first.

Output Measure: Actual Project Completion vs. Schedule (based on data provided by construction partner monthly and reviewed by GMRI management and consulting engineer)

15% complete (project kick-off complete, engineer selected)

Outcome Measure: Number of Fishing Vessels Served (based on data collected by GMRI on actual number of vessels served annually for five years following completion of construction);

0, project not complete.

Outcome Measure: Racial and Economic Attributes of Employees Working on Vessels Berthed and Seafood Processing Facilities Constructed (based on employment data secured from vessel and seafood processing facility owners).

0, project not complete.

If applicable, please provide any other information to provide context to project status or to help reader interpret results *

GMRI will provide progress reports on construction weekly during that phase. We will provide a final progress report that evaluates project actual cost vs. budget, actual timeline vs. projected timeline, and demographics of construction personnel employed to complete the job. Annual data will be collected for five years following completion of the project concerning vessels served, job creation and job loss avoidance, and racial and economic attributes of employees.

Social Services Program Specialists

Project Information

Control Number *

EE.96.1

Funding Amount

\$611,487

Initiative Name

Social Services Program Specialists

Project Name

Social Services Program Specialists

Sub-Expenditure Category

3.1-Public Sector Workforce: Payroll and Benefits for Public Health, Public Safety, or Human Services Workers

Project Overview

Project Description

This initiative establishes three limited period positions for the Division of Contract Management to support the additional volume of procurement documents (RFPs, contracts, amendments, etc) processed by the division. The major milestones include: 1) creation of the positions, 2) filling the positions and 3) ongoing monitoring of procurement processing performance metrics to ensure the resources are being utilized to best support the efficiency of the workload. Additionally, the Department/Division will provide reporting with respect to the number of Division FTE's responding to COVID-19 supporting under this authority. This will be summarized between RFP (Request for Proposal) work and Contract related work (new contracts, amendments, invoices, etc).

Schedule / Timeline

The Jobs Plan was approved by the Legislature in July 2021 and the legislation enacting the Maine Jobs & Recovery Plan took effect October 18, 2021. This program became active in May 2022.

Partners

N/A

Link to Project Website

<https://www.maine.gov/jobsplan/program/improve-contract-management-and-equity-data>

Key Performance Indicators

Division processing metrics *

The Division of Contract Management (DCM) monitors key metrics to ensure work is flowing through the team smoothly, to monitor for backlogs, and to identify areas that would benefit from additional resources. Developed trend reports include the following: count of invoices in process by stage and age, invoice processing time by stage and age, count of contract documents in process by stage and age, and contract document processing time by stage and age. Additional reports are being developed that will include count RFPs in process by stage and age, and RFP processing time by stage and age.

The Division monitors back log of contracts and invoices for processing. The Division will also monitor turnaround time for these contract, RFPs and invoices. *

Contracts In-Process/Backlog, Turnaround Time: Trend reports are showing that volume of contracts that peak annually for July 1 contract processing. During calendar year 2022, the volume was significantly above normal processing and it stayed high going into the FY24 July contract season. This means turnaround time was also high. Recent changes to DCM processing is expected to address this increased workload and turnaround time by sharing the workload more between resources instead of by offices and providers the resources had been assigned to. Invoicing In-Process/Backlog, Turnaround Time: Trend reports are showing that invoice processing has stabilized over the past few months due to the team being fully staffed, recent process improvements, and updated standard operation documents. In-process count has leveled off at around 900 invoices for contracts, down from peaks over 1500 in previous months. Turnaround time has averaged around 28 days from the time an invoice is received, triaged, approved by program, and processed for payment. RFPs In-Process/Backlog, Turnaround Time: Reports are showing counts at the current point in time. Reports are being developed to include trends by stage and age. The development is slated to happen over the next few months.

If applicable, please provide any other information to provide context to project status or to help reader interpret results *

The three limited period positions have been essential to assisting DCM in stabilizing the processing throughput for the different areas within the division. All positions were created, filled, and actively performing work. One is allocated to RFP processing, one to contract processing, and the third to invoice processing. These positions have helped by providing additional capacity for the work as well as helping to improve and document division processes. This includes the additional volume of RFPs, contracts, and invoices due to the influx of funding and secondary grants to support the response to COVID-19 and recovery.

Grants for Homeless Shelters

Project Information

Control Number *

EE.98.1

Funding Amount

\$10,000,000

Initiative Name

Grants for Homeless Shelters

Project Name

Grants for Homeless Shelters

Sub-Expenditure Category

2.16-Long-term Housing Security: Services for Unhoused Persons

Project Overview

Project Description

This will provide one-time flexible funding to existing homeless shelters that participate in the Emergency Shelter and Housing Assistance Program (ESHAP) through MaineHousing. The funding is intended to provide for any operations, building maintenance or capital improvement expenses they will need to cover in the next two years.

The funding would be distributed in a one-time up-front payment to shelter providers based on the ESHAP Shelter Operations Share formula established through the Maine Homeless Solutions Rule (November 2019). Funds will be disbursed such that each emergency shelter will receive a percentage equal to its Bed Capacity divided by a number equal to the total Bed Capacity available statewide for the calendar year. Shelters meeting the criteria for 'low barrier' shelter and those serving homeless youth will receive a weighting of 1.25% for each bed, as agreed upon by the Maine Shelter Network.

Schedule / Timeline

The Jobs Plan was approved by the Legislature in July 2021 and the legislation enacting the Maine Jobs & Recovery Plan took effect October 18, 2021. This program became active in January 2022. Grants have been awarded and spending has been completed.

Partners

MaineHousing worked with the Maine Shelter Network (MSN), which is comprised of shelter directors of all shelters participating in the MaineHousing Emergency Shelter and Housing Assistance Program. The MSN provided the recommendation to disburse this funding through the Homeless Solutions Rule funding formula after consideration of a host of options. The Governor's Office also provided positive input on the recommendation.

Link to Project Website

<https://www.maine.gov/jobsplan/program/grants-homeless-shelters>

Use of Evidence

Whether SLFRF funds are being used for evidence-based interventions *

Yes No Not Applicable

Please describe the evidence base for the interventions funded by the project *

Emergency Shelters are part of a best practice continuum of interventions to address homelessness, from homelessness diversion through to placement in permanent housing. Best practice for emergency shelter is twenty-four hour service that meets basic needs for shelter, food and hygiene, along with a range of services that lead to permanent housing stability. Housing Navigation and Stability services offered by all shelters participating in MaineHousing's Emergency Shelter and Housing Assistance Program are based on the Housing First approach. The Center for Evidence Based Solutions to Homelessness recognizes the Housing First philosophy, which prioritizes quickly providing permanent housing to individuals and families experiencing homelessness, and doing so with minimum preconditions or barriers, as an evidenced-based approach. This approach offers supportive services to households following lease up. Research has shown that Housing First programs increase housing stability for clients served, are cost effective compared to traditional services that impose sobriety prerequisites to housing and increase client utilization of other supportive services. There is a significant body of research and evidence that documents the positive impacts of housing stability—and the negative impacts of housing instability—on families and individuals.

The dollar amount of the total project spending that is allocated towards evidence-based interventions (If Applicable) *

\$7,000

Whether a program evaluation of the project is being conducted *

Yes No Not Applicable

Key Performance Indicators

Number of businesses or community organizations receiving economic assistance *

Funds were awarded to 36 shelters run by 23 agencies.

Number of shelters operating 24/7 *

34 shelters operating 24/7

Number of individuals/families served *

Individuals: 4221
Person in Families: 1726

Household composition, including age, gender and race/ethnicity of family members. *

Gender	Total
Male	3248
Female	2415
No Single Gender	24
Questioning	3
Transgender	49

Age	Total
Under 5	342
5 - 12	479
13 - 17	249
18 - 24	637
25 - 34	1291
35 - 44	1326
45 - 54	847
55 - 61	414
62 +	353

Race	Total
White	3718
Black, African American, or African	1686
Asian or Asian American	25
American Indian, Alaska Native, or Indigenous	63
Native Hawaiian or Pacific Islander	11
Multiple Races	241

Ethnicity	Total
Non-Hispanic/Non-Latin(a)(o)(x)	4908
Hispanic/Latin(a)(o)(x)	201

Household income. *

Cash Income - Ranges	Income at Start
No Income	2929
\$1 - \$150	16
\$151 - \$250	17
\$251 - \$500	102
\$501 - \$1000	698
\$1001 - \$1500	311
\$1501 - \$2000	267
\$2001+	328

- Number of households receiving eviction prevention services (including legal representation) *

N/A

- Number of affordable housing units preserved or developed *

N/A

If applicable, please provide any other information to provide context to project status or to help reader interpret results *

Data for this report is collected through our Homeless Management Information System (HMIS) and through the comparable database that our Victim Service Providers utilize. For this system, clients can refuse to answer or report that they do not know the answer. Because of this, totals in response categories (i.e. race, gender) may not always add up to total individuals/persons in families served.

The total number of clients served represents clients served by shelters that received this funding during the time report time frame but because shelters receive multiple funding sources, these clients were not supported in totality by this funding alone. Many funding sources are braided together to support shelter operations, maintenance, and capital improvements, in turn benefitting this count of clients, so we have reported on the total shelter population served at shelters that received State ARPA funds.

Counsel Fees to Support Cases Caused by COVID-19

Project Information

Control Number *

EE.99.1

Funding Amount

\$4,000,000

Initiative Name

MCILS Funding for Case Backlog

Project Name

Counsel Fees to Support Cases Caused by COVID-19

Sub-Expenditure Category

3.5-Public Sector Capacity: Administrative Needs

Project Overview

Project Description

Limitations on the Courts' ability to address pending criminal cases under pandemic conditions resulted in a large increase in the number of pending cases. At the same time, the prevailing conditions caused a decrease in the number of counsel available to serve the clients in those cases. This project allocates additional funding to assigned counsel to support the defense of those cases.

Schedule / Timeline

The Jobs Plan was approved by the Legislature in July 2021 and the legislation enacting the Maine Jobs & Recovery Plan took effect October 18, 2021. This program became active in October 2021. Funding has been fully distributed and spending has been completed.

Partners

N/A

Link to Project Website

<https://www.maine.gov/jobsplan/program/expand-legal-services-low-income-mainers>

Key Performance Indicators

Number of consumers of indigent legal services receiving services: MCILS collects and tracks data on the number of consumers of indigent legal services receiving services in the ordinary course. MCILS will in addition track which of those consumers are served through money made available through this initiative. *

During the period between May 10, 2022 and February 26, 2023, there were 12,151 individual cases in which consumers of indigent legal services received representation from Maine Commission on Indigent Legal Services (MCILS) rostered counsel in adult criminal matters.

Output measures will include clients served; cases staffed; and hours worked, all as funded by this initiative. *

This initiative funded \$4 million dollars' worth of counsel fee payments made by MCILS to private assigned counsel who are rostered to take court assigned adult criminal cases. This funding allowed assigned counsel to serve 12,151 clients, totaling 59,139 hours' worth of work accomplished in these matters.

If applicable, please provide any other information to provide context to project status or to help reader interpret results *

During this period from May 2022 to February 2023, the Judicial Branch was facing an extraordinary large backlog of criminal matters due to the court closures during the pandemic.

Career Center Consultants

Project Information

Control Number *

EE.100.1

Funding Amount

\$2,552,346

Initiative Name

Career Center Consultants

Project Name

Career Center Consultants

Sub-Expenditure Category

2.10-Assistance to Unemployed or Underemployed Workers (e.g. job training, subsidized employment, employment supports or i

Project Overview

Project Description

The ARPA resources will expand capacity to provide intensive services to unemployed and underemployed job seekers—with a specific emphasis on communities that experienced disproportionate effects of COVID-19—including BIPOC communities, those with lower educational attainment, justice-involved, immigrant communities, and more. Job seekers will get help overcoming skill deficiencies, accessing supports to overcome barriers such as childcare and transportation, and an opportunity to receive continued follow-up support and guidance as they find suitable employment and start in new jobs.

The initiative is also important to business who are experiencing a shortage of workers. Many lost workers due to factors named above and others are experiencing a surge in business and are increasing staffing levels based on increased business in their sector. This initiative will dovetail efforts to fill openings with efforts to guide and prepare individuals for those in-demand jobs. It will provide direct connection and referral for individuals who have required qualifications, and will help individuals without needed skills access education and training resources to bridge the skills gap.

Schedule / Timeline

The Jobs Plan was approved by the Legislature in July 2021 and the legislation enacting the Maine Jobs & Recovery Plan took effect October 18, 2021. This program became active in December 2021.

Partners

While no other state agencies or external organizations are immediately involved in the planning efforts of this initiative, we envision collaborating closely with different partners to implement this work, including:

- Community-based organizations who have existing relationships with individuals who may need career counselling assistance and/or connection to other workforce supports
- Local service providers who may offer additional services to support job search, training, and/or employment-related needs.
- Employer/business community

Other outreach worker initiatives Department of Education or Department of Health and Human Services to ensure a coordinated support approach among similar priority communities

Link to Project Website

<https://www.maine.gov/jobsplan/program/career-counseling-mainers-seeking-work>

Use of Evidence

Whether SLFRF funds are being used for evidence-based interventions *

Yes No Not Applicable

Please describe the evidence base for the interventions funded by the project *

In a June 2021 report prepared for the U.S. Department of Labor by Mathematica and Social Policy Research associates, it is stated that “job seekers assigned to receive intensive services—assistance through one-on-one counseling and workshops—achieved higher employment and earnings than those with access only to self-service resources.” It reported that “the intensive services group had earnings that were approximately \$3,300 higher across 36 months than the self-services group.” The goal of this initiative is to reach populations who have been underserved and help them understand their existing strengths, how to overcome skill deficits and other challenges, gain confidence in their skills and employability, and connect to good employment, and/or education/training opportunities and supports. We believe that with these individualized intensive services, these individuals will find quality employment faster than if they hadn't received the services. The funds under this initiative will be spent on activities that will help us learn the direct public benefit on employment and wages for the individuals and populations served.

The dollar amount of the total project spending that is allocated towards evidence-based interventions (If Applicable) *

\$2,552,346

Whether a program evaluation of the project is being conducted *

Yes No Not Applicable

Key Performance Indicators

Number of businesses or community organizations receiving technical assistance *

0--to reduce duplication, all employer services are recorded in business case P.50

Number of individuals receiving career development or job training assistance *

671

Number of newly employed or re-employed individuals *

100 customers served self reported that they have connected to employment

Analysis of demographics of customers receiving services. Demographic information on individuals served by the CareerCenter Counselors will be collected via MJL and will be reviewed quarterly to monitor which communities are accessing services, and within those communities which populations, including a disaggregation by race and ethnicity. Age range, veteran status, socioeconomic status, disability, and ethnicity/race will be tracked & disaggregated. Wages: In addition, we will track median earnings of initiative participants to determine success at matching individuals with quality jobs. This data will be gathered from unemployment insurance wage records as reported by employers. The wage record information is recoded in the Maine JobLink through a system interface and will be included in quarterly reports. Satisfaction of jobseekers and employers: After customers are served, we will seek to understand their level of satisfaction with the service provided and outcome achieved. This will be captured in a variety of ways—online through surveys via email & chat, over the phone and in-person. *

Age: 9% 16-24 yr old, 30% 55+
Race: 72% White, 16% Black
Gender: 56% male, 43% female
Disability: 96 participants with disability
Substance use: 50 participants in recovery
Language: 75 participants with limited English

- Number of workers enrolled in sectoral job training programs *

45

- Number of workers completing sectoral job training programs *

Not captured at this time

- Number of people participating in summer youth employment programs *

n/a

If applicable, please provide any other information to provide context to project status or to help reader interpret results *

n/a

Restoration of Shoreside Infrastructure in Castine

Project Information

Control Number *

EE.101.1

Funding Amount

\$2,000,000

Initiative Name

Restoration of Shoreside Infrastructure in Castine

Project Name

Restoration of Shoreside Infrastructure in Castine

Sub-Expenditure Category

6.1-Provision of Government Services

Project Overview

Project Description

Students at Maine Maritime Academy, a STEM-focused public college located in Castine, participate in on-ship education and training to receive their U.S. Coast Guard licenses. With this investment, the Academy will upgrade facilities needed to service a replacement training ship so it may continue to offer cutting-edge at-sea training for students and adapt to the changing needs of the maritime industry.

Schedule / Timeline

The Jobs Plan was approved by the Legislature in July 2021 and the legislation enacting the Maine Jobs & Recovery Plan took effect October 18, 2021. This program was approved through the state's internal documentation process in April 2022 and is in progress

Partners

State agencies and external partners will include the Department of Transportation, Department of Environmental Protection, Town of Castine, as well as drinking water, wastewater treatment, electric, energy and communication providers and local, state and federal regulatory agencies.

Link to Project Website

<https://www.maine.gov/jobsplan/program/upgrade-waterfront-facilities-maine-maritime-academy>

Key Performance Indicators

Completion of the infrastructure improvements. *

The pier and waterfront renovation is estimated to be completed December 2024.

Completion of design & engineering documents. *

Design and engineering documents are currently at 90% completion, estimating 100% completion August 2023.

Acquisition of required permits. *

Submission of permit applications and related materials is complete. We estimate permit review to conclude August 2023 and permit awards late summer, early fall 2023.

Secure funding for construction. *

A funding agreement with the federal Maritime Administration is in process. Local match funding is secured.

If applicable, please provide any other information to provide context to project status or to help reader interpret results *

N/A

Improve Infrastructure - Emergency Alert System

Project Information

Control Number *

EE.102.1

Funding Amount

\$10,000,000

Initiative Name

Improve Infrastructure - Emergency Alert System

Project Name

Improve Infrastructure - Emergency Alert System

Sub-Expenditure Category

3.4-Public Sector Capacity: Effective Service Delivery

Project Overview

Project Description

Maine Public's broadcast network functions as Maine's primary distributor of Emergency Alert System notices during emergencies. This investment will enable Maine Public to replace transmitters, studio components, and other equipment that have reached the end of their useful lifespans so that the system can maintain its ability to reach every home and vehicle in Maine during times of crisis.

Schedule / Timeline

The Jobs Plan was approved by the Legislature in July 2021 and the legislation enacting the Maine Jobs & Recovery Plan took effect October 18, 2021. This program was approved through the state's internal documentation process in July 2022 and is now actively in progress

Partners

Maine CDC - Dr. Nirav D. Shah, Dr. Shah's team has worked with Maine Public during the Covid crisis to produce and disseminate daily, bi-weekly, and special broadcasts throughout the pandemic.

Maine Emergency Management Agency – We partner with Maine Emergency Management Agency regarding the Maine State EAS plan, the Skyscraper datacasting system, and any public safety messages the Governor's office or Maine Emergency Management Agency needs to be transmitted across the State.

Maine Department of Education - During the pandemic, Maine Public and the Dept. of Education partnered with "The Learning Space".

Link to Project Website

<https://www.maine.gov/jobsplan/program/improve-infrastructure-emergency-alert-system>

Key Performance Indicators

Equipment Implementation. Track each equipment upgrade as they are implemented (monitored by our CTO, every 6 months). *

The construction of the new television transmitters and antennas is in progress and will be finished in mid-August of 2023
Our microwave backbone upgrade is 70 % complete.

Use of Maine Vendors. Track use of Maine vendors for the project (% share of spending) (monitored by our Controller, every 6 months) *

We have purchased \$1,223,000 of made in Maine Dielectric antennas.
We have paid \$376,5000 in electrical upgrades done by local electricians.

If applicable, please provide any other information to provide context to project status or to help reader interpret results *

We had delays with the supply chain and work crews, but we are on the way now. We should have television and microwave upgrades finished by the end of September with all proof of performance documents for those projects completed. Because of supply chain issues, we have had to modify some electrical upgrades to keep projects on time, which are temporary and will be made permanent by the end of the year.

Reducing Disparities Through Community Engagement

Project Information

Control Number *

EE.103.1

Funding Amount

\$1,000,000

Initiative Name

Healthcare Strategy - Reduce Disparity

Project Name

Reducing Disparities Through Community Engagement

Sub-Expenditure Category

2.37-Economic Impact Assistance: Other

Project Overview

Project Description

Provides one-time funds to support the development of a strategy and one-time investments in public health infrastructure to reduce disparities in outcomes for residents of the State in racial, Indigenous, and tribal communities, and residents who may belong to the aforementioned groups and have low incomes, belong to the LGBTQ+ community, are disabled, or have other facets of their identities that have historically created heightened disparities and negative outcomes due to discrimination, lack of resources, and unequal rights and treatment. Funds will aid in the creation of: the dee Clarke Justice Policy Fellowship, which is designed for members of racial, Indigenous, and tribal communities to increase engagement in policy creation to mitigate harm and disparities, and the Health Equity Impact Analysis Program, which aim to build equity into state and legislative-level decision making from bill to implementation, as well as internal policies and practices. Funding will aid in continuing critical truth and reconciliation work that centers on community engagement and seeks to facilitate healing and create solutions for ongoing disparities exacerbated by the COVID-19 public health crisis. Additionally, it will support the growth of a multi-stakeholder project known as Public Health Community Hubs, which supports self-determination of communities in building public health infrastructure and solutions.

Schedule / Timeline

The Jobs Plan was approved by the Legislature in July 2021 and the legislation enacting the Maine Jobs & Recovery Plan took effect October 18, 2021. This program was approved through the state's internal documentation process in August 2022 and is now in progress

Partners

The University of Maine Cutler Institute (ongoing partner with Truth-Seeking Initiative) Scholar Strategy Network. Once the project team for developing HEIA Program is assembled, cross-Department collaboration is hoped for and anticipated with Office of Population Health Equity and other Department of Environmental Protectionartment DEI/DEI-adjacent leads.

Community Hubs Partners: The Bingham Program, Maine Public Health Association , Children's Oral Health Network of Maine, Healthy Communities of the Capitol Area , Helping Hands/Maine Highlands Investment Partnership, Maine Resilience Building Network, Public Health Reimagined.

Link to Project Website

<https://www.maine.gov/jobsplan/program/fellowship-program-reduce-health-inequities>

Use of Evidence

Whether SLFRF funds are being used for evidence-based interventions *

Yes No Not Applicable

The dollar amount of the total project spending that is allocated towards evidence-based interventions (If Applicable) *

Whether a program evaluation of the project is being conducted *

Yes No Not Applicable

Key Performance Indicators

Number of individuals enrolling in an internship, apprenticeship, or pre-apprenticeship program (Internal record-keeping of who and how many individuals are selected for the fellowship program. The frequency it will be reviewed is every cycle of fellows (every 3 to 6 months). This will be reviewed by Commissioners, the executive director, community engagement director, and the fellowship manager. Demographics will be disaggregated. There will also be a self-evaluation by participants of the program. *

0- Due to project implementation status, data not yet available this reporting cycle.

Number of state departments engaged to evaluate equity in policy and practices, as the policies or practices pertain to improving, or impacting, community conditions/social determinants of health for historically under-resourced and marginalized communities: All. *

0- Due to project implementation status, data not yet available this reporting cycle.

Health Equity Impact Analysis Program (demonstration/pilot phase), product deliverable metrics: 1) Evaluate at least five statutes related to community conditions/social determinants of health in implementation/rule making phase for equity implications; 2) One policy or practice by state department for equity implications and impacts; 3) 10% of bills introduced related to public health and/or community conditions/social determinants of health in the first regular session. Project team and project staff will collect data and evaluate process with support from PC permanent staff and contracted evaluator. *

0- Due to project implementation status, data not yet available this reporting cycle.

If applicable, please provide any other information to provide context to project status or to help reader interpret results *

In 2023, we engaged Public Health Partners to conduct two national environmental scans of health equity impact and racial equity impact assessment programs to understand what programs currently exist at State, local, and tribal levels in order to identify best practices and develop similar programs in Maine. The development of the environmental scans are a phase 1 of part of a wider project to develop health and racial impact assessment programs for existing and proposed programs and policies. Phase 2 of this project will be to use the information gathered as part of the environmental scans to contract with providers to develop sustainable health and racial impact assessment programs in Maine.

Funding will aid in continuing critical truth and reconciliation work that centers on community engagement and seeks to facilitate healing and create solutions for ongoing disparities exacerbated by the COVID-19 public health crisis. We have pivoted from using the language of "truth and reconciliation work" to hosting "Community Listening Sessions" in order to hear directly from marginalized communities about the disparate impacts of State policy. In order to progress a series of listening sessions across the State to target a variety of racial, indigenous, and tribal populations, we contracted with Chance to Advance, a provider who is a specialist in diversity, equity, and inclusion and culturally sensitive event planning. We have a Community Listening Session scheduled in July 2023 to hear directly from impacted community members in Lewiston, Maine. This is the start of a series of events that will continue to take place throughout Maine over the coming two years. Our goal is to enhance our community engagement efforts to uncover the needs and challenges experienced by marginalized communities in Maine. Although we had intended to have a full outline of the project by September 2022, progress has been delayed and we will have a full project outline by the end of September 2023.

Business Diversity

Project Information

Control Number *

F.11.1

Funding Amount

\$1,500,000

Initiative Name

Business Diversity

Project Name

Business Diversity

Sub-Expenditure Category

3.4-Public Sector Capacity: Effective Service Delivery

Project Overview

Project Description

With funding from the Maine Jobs and Recovery Plan, the Division of Procurement Services at the Department of Administrative and Financial Services will develop new systems and processes to encourage a more diverse mix of businesses and organizations to participate in State and Federally funded grants and contracts. These efforts will include an internal and an external focus, cultivating a strong DEI framework by establishing policy, process, technology, and the organization needed to create and maintain a sustainable DEI program.

Schedule / Timeline

The Jobs Plan was approved by the Legislature in July 2021 and the legislation enacting the Maine Jobs & Recovery Plan took effect October 18, 2021. This program was approved through the state's internal documentation process in November 2022 and is now in progress

Partners

State of Maine Office of Procurement Services has engaged with Center for Women and Enterprise (CWE), an agency that is currently collaborating with and supporting other New England States to develop sustainable DEI plans. Additionally, there is the opportunity to capitalize on other MJRP projects with DEI focus on training and technical assistance. These initiatives may provide a pool of BIPOC and other vendors available to be onboarded into the State's vendor system.

Link to Project Website

<https://www.maine.gov/jobsplan/program/underrepresented-entrepreneurs-training-state-procurement-navigation-programs>

Key Performance Indicators

Number of businesses or community organizations receiving technical assistance *

0- Due to program implementation status, data is not yet available.

Number of new vendor requests from small businesses that are owned and operated by BIPOC individuals, women, veterans, those identifying as LGBT, and disabled veterans (including service disabled) *

Due to program implementation status, data is not yet available.

Number of new vendor approvals from small businesses that are owned and operated by BIPOC individuals, women, veterans, those identifying as LGBT, and disabled veterans (including service disabled) *

Due to program implementation status, data is not yet available.

Number of new vendor contracts awarded to small businesses that are owned and operated by BIPOC individuals, women, veterans, those identifying as LGBT, and disabled veterans (including service disabled) *

Due to program implementation status, data is not yet available.

If applicable, please provide any other information to provide context to project status or to help reader interpret results *

State of Maine Division of Procurement Services (DPS) has secured a DEI consultant (spring 2023) and is currently in the process evaluating the benefits of procuring a new portal, or working with a current system to upgrade in order to capture and track business diversity data. DPS is also in the process of posting to hire a full-time staff person to implement ongoing DEI initiative goals.

Technical Assistance Diversity

Project Information

Control Number *

F.12.1

Funding Amount

\$1,000,000

Initiative Name

Technical Assistance Diversity

Project Name

Technical Assistance Diversity

Sub-Expenditure Category

2.30-Technical Assistance, Counseling, or Business Planning

Project Overview

Project Description

This support is intended to improve the acute disparities in economic recovery for small businesses (500 or less employees) owned by Maine's racial, ethnic and linguistic minorities. These business owners did not proportionally accessed the recovery funds available to all business owners since the beginning of the pandemic. They lacked the meaningful connections to financial institutions and technical assistance providers that could have guided them to various opportunities and options for funding and urgent support.

This opportunity aims to strengthen the technical assistance and similar customized offerings, such as training, and other resources in order to:

- alleviate barriers to access financial resources;
- increase business acumen and access to critical networks; and
- improve financial management and access critical long term supports
- increase financial literacy and readiness

In addition, the funding shall improve the overall ecosystem of TA providers to ensure the unique needs of this cohort of businesses are met.

(DECD will encourage this opportunity and the general TA Business Case work symbiotically to maximize efforts, expertise and address regional collective gaps impacting the ability of businesses to recover post-pandemic)

Schedule / Timeline

The Jobs Plan was approved by the Legislature in July 2021 and the legislation enacting the Maine Jobs & Recovery Plan took effect October 18, 2021. This program became active in July 2022 and is now in progress.

Partners

We have worked with multiple partner organizations and networks in the structuring of this initiative. Key partners include the Maine Accelerates Growth network , the SBA Service Provider Network , Main Street Maine and the Maine Downtown Center , and the Economic Development Districts (multiple orgs). We have also worked directly with the 15 identified "spokes" in our MAINE (Maine Access and Inclusion Network for Entrepreneurs) Hub and Spoke initiative submitted to the SBA for funding consideration. These spokes represent different under-represented identities and communities in Maine.

We have also connected with Division of Purchasing, MJRP, Maine Dept. of Labor and Department of Health and Human Services leaders to ensure direct connections between this program and other DEI focused efforts. We see a strong connection between all the DEI focused ARPA supported efforts.

We have had initial discussions with the leaders of the Permanent Commission but have not found their focus to be on economic development and recovery at this moment in time. We seek continued relationship and input from the Commission, given its make up of leaders from multiple under-served communities.

We are engaged with Department of Professional and Financial Regulation to incorporate certification and licensure as a key piece in this effort to ensure experts in the financial sector (accountants, bookkeepers and others) with non U.S. degrees can operate in Maine in order to support business owners who share similar cultural attributes and socio economic understandings.

Link to Project Website

<https://www.maine.gov/jobsplan/program/underrepresented-entrepreneurs-training-state-procurement-navigation-programs>

Use of Evidence

Whether SLFRF funds are being used for evidence-based interventions *

Yes No Not Applicable

The dollar amount of the total project spending that is allocated towards evidence-based interventions (If Applicable) *

Whether a program evaluation of the project is being conducted *

Yes No Not Applicable

Key Performance Indicators

Number of businesses or community organizations receiving economic assistance *

While each aspect of the Economic Recovery Hub (E.9, E.10, F.12, F.13) is complimentary, this specific KPI does not accurately reflect the goal of this specific business case. This case provides Technical Assistance in an effort to help businesses develop the knowledge and infrastructure they need to successfully secure funding in the form of grants, loans, and other assistance. For the Hub program, E.9 represents the direct grant portion.

Number of businesses or community organizations receiving technical assistance *

18; distribution across active economic recovery hubs is: CMGC = 15; NMDC = 3; MCOG = 0; EMDC = 0

Number of new businesses started *

1; distribution across active economic recovery hubs is: CMGC = 1; NMDC = 0; MCOG = 0; EMDC = 0

All outcome indicators would be broken down by race, ethnicity and primary language.

Currently, all technical and economic assistance is reported as directly supporting multi-lingual, women, and minority led.

Number of businesses that apply for economic recovery funds as a result of engaging with a TA provider

8; distribution across active economic recovery hubs is: CMGC = 8; NMDC = 0; MCOG = 0; EMDC = 0

Number of business that as a result of engaging with a TA provider or book keeper report improved financial stability

3; distribution across active economic recovery hubs is: CMGC = 2; NMDC = 1; MCOG = 0; EMDC = 0

Number of TA providers that report an increase % in clients/business owners enrolled who self identify as racially, ethnically or linguistically diverse

0; due to the nature of this program this KPI will not be available until sufficient data has been collected.

If applicable, please provide any other information to provide context to project status or to help reader interpret results *

The Economic Recovery Hub Initiative operates across multiple business cases including E.9, E.10, F.12, and F.13. As these programs were recently launched and staffed, we are expecting to see increased metrics across all KPIs in FY24. Additionally, the prior year project inventory noted information regarding a program evaluation. Please note the evaluation that was previously reported is for overall program management and accountability, and is not a program evaluation for federal reporting purposes.

Entrepreneurial Training

Project Information

Control Number *

F.13.1

Funding Amount

\$500,000

Initiative Name

Entrepreneurial Training

Project Name

Entrepreneurial Training

Sub-Expenditure Category

2.29-Loans or Grants to Mitigate Financial Hardship

Project Overview

Project Description

With these funds, the Department of Economic and Community Development is establishing the Underrepresented Entrepreneurs Training program. The Department will provide competitive grant funding to technical assistance service providers to aid small business owners and entrepreneurs from BIPOC communities and other underrepresented backgrounds who experienced pandemic-related business challenges. To be eligible for technical assistance, small businesses must be able to document losses due to the pandemic, such as loss of revenue, workforce challenges, inability to access capital, increased costs, the need to significantly change work processes due to the pandemic, or other needs. This support will enhance Maine's business diversity, create new investment opportunities, and connect these business owners to additional financing options.

Schedule / Timeline

The Jobs Plan was approved by the Legislature in July 2021 and the legislation enacting the Maine Jobs & Recovery Plan took effect October 18, 2021. This program became active in July 2022 and is now in progress.

Partners

We have worked with multiple partner organizations and networks in the structuring of this initiative. Key partners include the Maine Accelerates Growth network, the SBA Service Provider Network, Main Street Maine and the Maine Downtown Center, and the Economic Development Districts (multiple orgs). We have also worked directly with the 15 identified "spokes" in our MAINE (Maine Access and Inclusion Network for Entrepreneurs) Hub and Spoke initiative submitted to the SBA for funding consideration. These spokes represent different under-represented identities and communities in Maine.

We have also connected with Division of Purchasing, MJRP, Maine Dept. of Labor and Department of Health and Human Services leaders to ensure direct connections between this program and other DEI focused efforts. We see a strong connection between all the DEI focused ARPA supported efforts.

We have had initial discussions with the leaders of the Permanent Commission but have not found their focus to be on economic development and recovery at this moment in time. We seek continued relationship and input from the Commission, given its make up of leaders from multiple under-served communities.

Link to Project Website

Key Performance Indicators

Number of businesses or community organizations receiving technical assistance *

14; distribution across launched Economic Recovery Hubs is: Central Maine Growth Council (CMGC) = 4; Northern Maine Development Commission (NMDC) = 10; Midcoast Council of Governments (MCOG) = 0; Eastern Maine Development Corporation (EMDC)= 0

Number of underrepresented businesses supported - service providers will submit quarterly reports to DECD on the number of businesses supported *

11; distribution across launched Economic Recovery Hubs is: CMGC = 2; NMDC = 9; MCOG = 0; EMDC = 0

Amount of revenue generated from the businesses supported - financials will be evaluated at the start of support and throughout to show trends *

0. Economic Recovery Hubs will be collecting this data from the Spoke organizations operating directly within the community. Once this data becomes available it will be reported as part of ongoing metrics. As with other Economic Recovery Hub metrics, it is expected that KPIs will steadily increase starting in FY24.

Success rate of businesses receiving support versus other BIPOC start ups nationally *

0. Economic Recovery Hubs will be collecting this data from the Spoke organizations operating directly within the community. Once this data becomes available it will be reported as part of ongoing metrics. As with other Economic Recovery Hub metrics, it is expected that KPIs will steadily increase starting in FY24.

If applicable, please provide any other information to provide context to project status or to help reader interpret results *

To date, DECD has launched four economic recovery hubs across the state with three more planned within the first quarter of fiscal year 2024. It is expected that KPIs will steadily increase beginning in Q1FY24. To ensure progress is being made, DECD will be collecting performance measures not less than semiannually and will be addressing them during regular meetings and engagements with participants.

Nursing Education Loan Repayment

Project Information

Control Number *

FF.104.1

Funding Amount

\$1,000,000

Initiative Name

Nursing Education Loan Repayment

Project Name

Nursing Education Loan Repayment

Sub-Expenditure Category

2.36-Aid to Other Impacted Industries

Project Overview

Project Description

The Nursing Education Loan Repayment Program will repay over a three year return service commitment the student loans of selected participants to support rebuilding Maine's nursing workforce as an industry negatively impacted by COVID-19. The Nursing Education Loan Repayment Program will attract and retain nursing educators by repaying outstanding student loans of selected participants who commit to living and working in Maine for at least three years. Recipients will be selected through an application process established by the Finance Authority of Maine to ensure eligibility criteria as outlined in statute has been met. Selected recipients will be notified of the award amount for which they are eligible, a total amount of up to \$20,000 for participants with a master's degree and up to \$40,000 for participants with a doctoral degree. Student loan debt reduction payments are made on an annual basis directly to the student loan servicers of the program recipients up to a maximum aggregate award amount not to exceed \$20,000 for participants with a master's degree and up to \$40,000 for participants with a doctoral degree. In order for a payment to be made, recipients must verify, annually, that they have maintained, in the preceding 12-month period prior to a payment being made to their student loan servicer, residency in the state of Maine and full-time employment as a nurse educator at a Maine institution of higher education.

Schedule / Timeline

The Jobs Plan was approved by the Legislature in July 2021 and the legislation enacting the Maine Jobs & Recovery Plan took effect October 18, 2021. This program became active in June 2022.

Partners

Northern Light Health, and State Representative Michele Meyer: sponsor of legislation and a registered nurse.

Link to Project Website

<https://www.maine.gov/jobsplan/program/tuition-support-health-care-professions>

Key Performance Indicators

Number of faculty job openings for nursing educators, faculty retention rates for nursing educators, number of students enrolled at institutions with loan repayment recipients and number of nursing graduates attributed to faculty who participate in the student loan repayment program. *

The first loan repayment recipients were selected in Fall 2022 and first repayment disbursements will occur in December 2023. The second group of recipients were selected in Spring 2023 and their first repayment disbursement will occur in June 2024. Surveys of Maine-based nursing schools will occur in summer of 2024 when measuring job openings and faculty retention rates will be reflective of the initial impact that student loan repayment has had thus far. The survey will also ask for these figures from 2022 and 2023 as a baseline measurement which will be compared to this same data for 2024, 2025 and 2026. This same survey will be used to collect nursing student enrollment and nursing student graduate rates from May 2023 through May 2026. Source will be surveys of Maine-based nursing education institutions.

Output measurements: Number of program applicants, number of program recipients, number of higher education institutions where recipients work, dollars disbursed annually over the three-year return service commitment, number of recipients retained for each year of their return service commitment. The data will be collected in the normal course of program administration by the Education Program Officer at FAME. The data will be evaluated by FAME's Education Programs Manager and Director of Education. *

- Program applicants: 41
- Program Recipients: 33
- Number of Institutions of Higher Education with Recipients: 12

Number of Recipients Retained: Data to be collected by program participants, all of whom are required to complete an annual survey and employment certification as a pre-condition of loan repayments being sent to their student loan servicer. Source: Program applications/FAME data, annual program participant survey, annual employer certifications for program participants.

Output measurement: Equity in access will be measured by regional distribution of higher education institutions where loan repayment recipients work. The data will be collected by the FAME Education Program Officer and evaluated by FAME's Education Programs Manager and Director of Education. *

There are 15 nursing programs in Maine, recipients awarded to date work at 12 of the 15 programs as follows:

- Beal University - 4 recipients
- Central Maine Community College - 5 recipients
- Eastern Maine Community College - 5 recipients
- Husson University - 2 recipients
- Kennebec Valley Community College - 2 recipients
- Northern Maine Community College - 2 recipients
- Southern Maine Community College - 3 recipients
- University of Maine - 2 recipients
- University of Maine Augusta - 3 recipients
- University of Maine Fort Kent - 1 recipient
- University of New England - 1 recipient
- University of Southern Maine - 3 recipients

Source: Program applications/FAME data

Outcome measurement: For the length of the return service commitment (three years), annually collect qualitative survey data from program participants assessing the impact that receipt of annual student loan repayments has had on their persistence through the return service period as well as their future plans (after the three-year return service period) to live and work in Maine. The data will be collected by the FAME Education Program Officer and evaluated by FAME's Education Programs Manager and Director of Education. *

Program participants will be required to submit an annual employment certification, as well as complete an annual survey capturing the data described as a pre-condition of loan repayments being sent to their student loan servicer.

Outcome measurement: Upon completion of the return service (at the end of year three) determine an on-going commitment to live and work in Maine by program participants. The data will be collected by the FAME Education Program Officer and evaluated by FAME's Education Programs Manager and Director of Education. *

Program participants will be required to submit a final employment certification and complete a final survey capturing the data described as a pre-condition of their third and final loan repayment being sent to their student loan servicer.

If applicable, please provide any other information to provide context to project status or to help reader interpret results *

Annual program reporting will be collected from program participants and their employers as part of the annual loan repayment disbursement request. This information will be aggregated and combined with institutional enrollment data to prepare the reporting as described in Program Evaluation for Federal Reporting.

Research & Investment in Technology - MTI

Project Information

Control Number *

G.14.1

Funding Amount

\$33,852,512

Initiative Name

Research & Investment in Technology

Project Name

Research & Investment in Technology - MTI

Sub-Expenditure Category

2.29-Loans or Grants to Mitigate Financial Hardship

Project Overview

Project Description

The Pandemic Recovery for an Innovative Maine Economy Fund (PRIME) program will deploy grant funds to support and leverage private investments in research, development, and innovation in Maine's seven targeted technology sectors: Biotechnology, Composites & Advanced Materials, Environmental Technologies, Forest Products & Agriculture, Information Technology, Marine Technology & Aquaculture, and Precision Manufacturing. These grant funds, which must be matched by the recipient, will be awarded to Maine small businesses with demonstrated negative impacts from the COVID pandemic through a competitive process administered by the Maine Technology Institute to increase revenues, create and preserve jobs, and grow market share.

Schedule / Timeline

The Jobs Plan was approved by the Legislature in July 2021 and the legislation enacting the Maine Jobs & Recovery Plan took effect October 18, 2021. This program became active in April 2022. Grants have been awarded.

Partners

Department of Economic and Community Development through Maine Technology Institute works closely with many partner organizations in the state to promote innovation and business start-ups in the seven targeted technology sectors. These organizations participated in the listening sessions and provided feedback on plan design. They also offered their full cooperation in promoting the Fund to their respective clients. Key current partners include:

The Maine Center for Entrepreneurs, SCORE, Maine Venture Fund, CEI, FAME, Maine Venture Fund and several regional economic development organizations.

In addition, Maine Technology Institute views the PRIME Fund as an opportunity to cultivate new partnerships that will allow Maine Technology Institute to increase its ability to positively support and impact Black or Indigenous entrepreneurs, other entrepreneurs of color, and entrepreneurs located in the more rural parts of the state. Maine Technology Institute has identified the following organizations and point people: Black Owned Maine, Immigrant Welcome Center, Prosperity Maine and the Maine Chambers of Commerce.

Link to Project Website

<https://www.maine.gov/jobsplan/program/pandemic-recovery-innovative-maine-economy-prime-fund>

Key Performance Indicators

Number of businesses or community organizations receiving economic assistance *

174

Number of new jobs created, or job losses avoided *

Economic Impact survey going to PRIME 1 awardees in July 2023- 1 year anniversary of awards

Number of newly employed or re-employed individuals *

Economic Impact survey going to PRIME 1 awardees in July 2023- 1 year anniversary of awards

Number of small businesses served- This data will be collected and reported at the time of the award *

174

The number of PRIME awardees that are new to MTI - This data will measure the effectiveness of new outreach programs that will be used in this program to increase the number of BIPOC and other underserved entrepreneurs in the state. *

55, This is an approximate number extrapolated from a manual review of 20 PRIME applications and MTI history. A formal report will be created to validate this number.

If applicable, please provide any other information to provide context to project status or to help reader interpret results *

Additional data will be collected during follow-on surveys timed for 6 month - 1 year out from time of disbursement in order to better measure economic impact.

Research & Investment in Technology Part 2

Project Information

Control Number *

G.14.2

Funding Amount

\$5,794,097

Initiative Name

Research & Investment in Technology

Project Name

Research & Investment in Technology Part 2

Sub-Expenditure Category

2.29-Loans or Grants to Mitigate Financial Hardship

Project Overview

Project Description

The Pandemic Recovery for an Innovative Maine Economy Fund (PRIME) program will deploy grant funds to support and leverage private investments in research, development, and innovation in Maine's seven targeted technology sectors: Biotechnology, Composites & Advanced Materials, Environmental Technologies, Forest Products & Agriculture, Information Technology, Marine Technology & Aquaculture, and Precision Manufacturing. These grant funds, which must be matched by the recipient, will be awarded to Maine small businesses and ecosystem partners that support business development activity in companies with demonstrated negative impacts from the COVID pandemic through a competitive process administered by the Maine Technology Institute to increase revenues, create and preserve jobs, and grow market share. This application is combined with G.14.1 though funds administered and awarded in this program (G.14.2) are specific to ecosystem partners vs. direct grants and loans to individual businesses (G.14.1)

Schedule / Timeline

The Jobs Plan was approved by the Legislature in July 2021 and the legislation enacting the Maine Jobs & Recovery Plan took effect October 18, 2021. This program became active in April 2022. Grants have been awarded .

Partners

Department of Economic and Community Development through Maine Technology Institute works closely with many partner organizations in the state to promote innovation and business start-ups in the seven targeted technology sectors. These organizations participated in the listening sessions and provided feedback on plan design. They also offered their full cooperation in promoting the Fund to their respective clients. Key current partners include: The Maine Center for Entrepreneurs, SCORE, Maine Venture Fund, CEI, FAME, Maine Venture Fund and several regional economic development organizations. In addition, Maine Technology Institute views the PRIME Fund as an opportunity to cultivate new partnerships that will allow

Maine Technology Institute to increase its ability to positively support and impact Black or Indigenous entrepreneurs, other entrepreneurs of color, and entrepreneurs located in the more rural parts of the state. Maine Technology Institute has identified the following organizations and point people: Black Owned Maine, Immigrant Welcome Center, Prosperity Maine and the Maine Chambers of Commerce.

Link to Project Website

<https://www.maine.gov/jobsplan/program/pandemic-recovery-innovative-maine-economy-prime-fund>

Key Performance Indicators

Number of businesses or community organizations receiving economic assistance *

16

Number of businesses or community organizations receiving technical assistance *

No applications received for technical assistance.

Number of ecosystem partners receiving funding *

16; Funding to awardees June2023- March 2026

Number of applications to MTI for funding originating out of programs managed by the ecosystem partner *

0; Expect some 6 month to a year after ecosystem partner programs completed

Funding effectiveness metric of total funds awarded to an ecosystem partner/number of active businesses served in a year *

0, survey 1 year after receiving funding.

If applicable, please provide any other information to provide context to project status or to help reader interpret results *

MTI intends to conduct a series of economic impact surveys following the disbursement of funds. This will provide a better view of the economic impact from these programs.

License Modernization

Project Information

Control Number *

G.15.1

Funding Amount

\$1,000,000

Initiative Name

License Modernization

Project Name

License Modernization

Sub-Expenditure Category

6.1-Provision of Government Services

Project Overview

Project Description

The Maine Department of Environmental Protection (DEP) is seeking to procure a modern, internet-based Enterprise Licensing System (ELS) and implementation services via the State of Maine Maine Jobs Recovery Program initiative Q.57.1.

This project will modernize licensing processes by using contracted services to assist in the implementation of the Enterprise Licensing System (ELS). This will allow for the project to be implemented without impact to the regulated community.

The implementation of a modern, internet-based ELS will provide new tools such as a self-service portal and automatic application validation that will enable remote application completion and reduced manual work. This will remove the need for human interaction and speed up the processing times which will allow for a safer, more efficient economic recovery from the COVID-19 Pandemic.

Schedule / Timeline

The Jobs Plan was approved by the Legislature in July 2021 and the legislation enacting the Maine Jobs & Recovery Plan took effect October 18, 2021. This program became active in March 2022.

Partners

Contracted Partner Berry Dunn MacNeil Parker LLC has been intrinsically involved with the planning stages of the initiative that these contracted services will assist with.

Key licensing customers (frequently engaged consultants, small and large businesses doing many infrastructure projects) are the primary external stakeholders in this initiative. The primary contact method will be via internet survey tools videoconferencing, and follow-up communications if necessary (email).

Maine IT has been engaged in the implementation of this initiative because of the requirements to comply with State of Maine IT security, accessibility and architecture policies and because of the extensive integration with existing information systems. Some of these existing information systems are at the Department of Environmental Protection, and some support business at other State of Maine agencies (e.g. AdvantageME at the Department of Administrative and Financial Services).

Link to Project Website

<https://www.maine.gov/jobsplan/program/increase-licensing-efficiency>

Key Performance Indicators

Number of businesses that obtain a license through the new ELS *

Statement of Work (SOW) written, waiting for approval to publish via Knowledge Services (State of Maine's IT Services Master Agreement Vendor for pre-approved IT Service Vendors).

How many licenses have been transitioned to the ELS online portal, enhancing economic, social and environmental equity. *

Statement of Work (SOW) written, waiting for approval to publish via Knowledge Services (State of Maine's IT Services Master Agreement Vendor for pre-approved IT Service Vendors).

Number of licenses that have been transitioned to the new ELS. *

Statement of Work (SOW) written, waiting for approval to publish via Knowledge Services (State of Maine's IT Services Master Agreement Vendor for pre-approved IT Service Vendors).

Number of critical business requirements met by ELS vendor. *

Statement of Work (SOW) written, waiting for approval to publish via Knowledge Services (State of Maine's IT Services Master Agreement Vendor for pre-approved IT Service Vendors).

If applicable, please provide any other information to provide context to project status or to help reader interpret results *

Statement of Work (SOW) written, waiting for approval to publish via Knowledge Services (State of Maine's IT Services Master Agreement Vendor for pre-approved IT Service Vendors).

Contracted Services for Licensing

Project Information

Control Number *

G.16.1

Funding Amount

\$4,000,000

Initiative Name

Contracted Services for Licensing

Project Name

Contracted Services for Licensing

Sub-Expenditure Category

6.1-Provision of Government Services

Project Overview

Project Description

The Department will promote investments and innovation by contracting for administrative, technical, and paralegal services to provide more rapid environmental permitting. Many planned investments of COVID recovery funds, or the ripple effect of those investments, involve construction and operation of facilities that require environmental permitting, particularly land use, stormwater management, wastewater discharges and waste management. Reducing permitting delays and costs is critical for recovery from the negative economic effects of COVID on Maine businesses. These contracted services will be assisting licensing programs concurrently with and so may assist with an effort to migrate licensing workflows to a new system which will enhance equity and facilitate recovery from negative economic impacts that were exacerbated by the COVID-19 pandemic.

Schedule / Timeline

The Jobs Plan was approved by the Legislature in July 2021 and the legislation enacting the Maine Jobs & Recovery Plan took effect October 18, 2021. This program was approved through the state's internal documentation process in April 2022 and is now pending launch.

Partners

Department of Economic and Community Development - Maine's Economic Development Strategy 2020-2029, Strategy F, Action F1. and Maine Economic Recovery Committee, November 2020 recommendations to "Modernize Areas of Maine's Business Regulatory Environment", p29-30

Link to Project Website

<https://www.maine.gov/jobsplan/program/increase-licensing-efficiency>

Key Performance Indicators

Number of licenses which have had their provisioning facilitated. *

276

How many licenses have been facilitated by the contracted services, enhancing economic, social and environmental equity. *

276

Number of licenses whose transition to the new ELS has been facilitated by the contracted services. *

0. Agency is in contract negotiation with ELS vendor.

Percentage by which customers' satisfaction with DEP's licensing has increased, as measured by a survey. *

0 / Unknown at this time. Survey is in development.

If applicable, please provide any other information to provide context to project status or to help reader interpret results *

Contracts for temporary licensers and contracts for University of Maine interns have provided the human resources who have facilitated the processing of DEP licenses so far.
More licenses will be facilitated once the new ELS provides staff with workflow assistance and customers with self service capabilities.

Civil Legal Services for COVID-19 Recovery

Project Information

Control Number *

GG.105.1

Funding Amount

\$591,008

Initiative Name

Civil Legal Services for COVID-19 Recovery

Project Name

Civil Legal Services for COVID-19 Recovery

Sub-Expenditure Category

2.18-Housing Support: Other Housing Assistance

Project Overview

Project Description

With funding from the Maine Jobs & Recovery Plan, the Civil Legal Services for COVID-19 Recovery Program will allocate funding to six civil legal aid providers to sustain foreclosure prevention and community redevelopment projects that include legal assistance offered to Maine individuals and families unable to afford a lawyer to assist in recovery from the COVID-19 pandemic.

Schedule / Timeline

The Jobs Plan was approved by the Legislature in July 2021 and the legislation enacting the Maine Jobs & Recovery Plan took effect October 18, 2021. This program became active in October 2022, and is in progress.

Partners

The ARPA funds will be allocated to the Maine Judicial Branch (MJB) to be deposited by the MJB in the Maine Civil Legal Services Fund ("the Fund") established by 4 M.R.S.A. §18-A. The administrator of the Fund will disburse the funds to six civil legal aid organizations for use in calendar year 2022 and again for use in calendar year 2023 to sustain certain foreclosure prevention and community redevelopment projects undertaken by those organizations pursuant to grants awarded by the Maine Justice Foundation ("MJF") under its Bank of America Grant Program ("BOAGP"). No other agencies or organizations are partnering in this initiative.

Link to Project Website

<https://www.maine.gov/jobsplan/program/expand-legal-services-low-income-mainers>

Use of Evidence

Whether SLFRF funds are being used for evidence-based interventions *

Yes No Not Applicable

The dollar amount of the total project spending that is allocated towards evidence-based interventions (If Applicable) *

Whether a program evaluation of the project is being conducted *

Yes No Not Applicable

Key Performance Indicators

Number of households receiving household assistance *

Maine Equal Justice will track the number of systemic cases we advance to increase consumer rights and protections in Maine through impact litigation, legislation, and administrative advocacy. MEJ will report on outcomes for those cases as well as the estimated number of households impacted. MEJ will report on education and outreach efforts as well, including educational materials produced and coalition and outreach work with other organizations and stakeholders to disseminate and share this information broadly. *

These ARPA funds allowed Maine Equal Justice to provide critically important legal services for low-income consumers during Maine's recovery from the COVID-19 pandemic. We were party to four cases of impact litigation, supported systemic policy changes, and represented the interest of consumers in two cases of administrative advocacy before the State's executive branch. Our consumer protection work included, but was not limited to, protecting victims of domestic violence from economic abuse, strengthening of the rules for evidence in credit card debt collection, increasing protection for homeowners during foreclosure proceedings, and successfully defending a 2021 law that caps interest rate on loans made in Maine regardless of the lender's location.

Cumberland Legal Aid Clinic The Cumberland Legal Aid Clinic will collect data on how many people we assist, which of our Clinics provide the assistance, the type of case, how many hours we spend on each case, the outcome, the date each case is opened and closed, each client's age, gender identification, financial circumstances, race and ethnicity. We will also request and evaluate feedback from all people we assist. This information will be reviewed by both the Managing Attorney and the Clinical Director. *

Data for Community Redevelopment Legal Assistance

1. How many individuals benefited from ARPA funds used for community redevelopment legal assistance between 1/1/2022 and 6/30/2023? 85
2. Within this gross number, how many of those served were:
 - a. Elderly (60+)? 5
 - b. 29 - 59 years old? 72
 - c. Young adults (18 - 29 years old)? 8
 - d. Children (<18 years old living in a household impacted)? 30
 - e. Veterans (homeowner or living in a household impacted)? 8
 - f. Gender Identification:
 - Men? 49
 - Women? 36
 - g. Race/Ethnicity Demographics:
 - White? 69
 - Black or African American? 6
 - Native American? 5
 - Two or more races? 1
 - Unknown race? 4
 - h. Financial circumstances of the clients represented?
 - 100% of the individuals served by ARPA funds represented by the Cumberland Legal Aid Clinic's Prisoner Assistance Clinic were incarcerated, indigent clients.
3. How many total cases did we assist individuals with from ARPA funds used for community redevelopment legal assistance between 1/1/2022 and 6/30/2023? 103
 - a. Which types of cases did we assist our clients with?
 - Family law (including divorce, parental rights & responsibilities, protection from abuse): 57
 - Civil (including bankruptcy, taxes, collections, small claims): 19
 - Probate: 17
 - Prisoners' rights: 4
 - Post-conviction criminal cases: 2
 - Housing (landlord/tenant cases): 2
 - Income maintenance: 1
 - Immigration: 1
4. How many non-profits benefited, if any? None – these were all individuals.
5. How many small business clients benefited, if any? None – these were all individuals.
6. How many hours were spent working with each client? As a clinical program, we did not track hours that were spent on these cases.

Volunteer Lawyers Project In the fall of 2022, we will launch a client survey to measure client satisfaction with our family law clinic. This survey will form the basis for ongoing evaluation of the various programs VLP offers. The survey will include demographic information of the survey participants, which will inform our assessment of progress reaching disadvantaged groups. In addition, VLP records and tracks all case outcomes by report of the volunteer attorney, so we will continue to collect data on the effectiveness of the services provided. Finally, we collect and use data about the numbers of people served through the various programs, including breakdowns by demographic and geographic factors, which will inform our assessment of effectiveness meeting the needs of indigent and low-income Mainers. *

In August 2022 VLP surveyed clients of our family law clinic. We found that clinic attendees were older, poorer, and less white than the state of Maine as a whole. 100% of respondents felt they were treated with respect and would recommend the clinic to others. 87.50% were satisfied with services received and felt the clinic helped them understand their legal options. In the 18 months, VLP served 2,598 individuals by providing legal information, advice, or representation. Of those, 1,004 had limited representation through the clinics, 1,128 received legal information, 96 had full representation with complete resolution of issues, and 28 had full representation without resolution. 258 cases remain open and 84 are under review. In 2023, VLP referred 675 people to other resources. VLP served Mainers throughout the state. 23% of clients were from the seven northern, more rural counties. 72% were female, and 85% were white. All clients had income at or below 200% of the federal poverty level.

Pine Tree Legal Assistance Using case management software, Pine Tree tracks both the number of cases opened and closed within a given period and the extent to which the client's objectives were achieved. Specific case closing codes are used to track the results of closed cases and to distinguish between successful and unsuccessful outcomes. Pine Tree uses evaluation data both qualitatively and quantitatively to analyze all its services. By tracking the number of cases opened, time spent on each case and legal issue, Pine Tree can evaluate how well its programs are responding to the needs of the community. By tracking the level of service provided and the outcomes of each case, Pine Tree can evaluate the effectiveness of its programs. *

The number of households receiving legal assistance: 132

During the period of January 1, 2022 through June 30, 2023, Pine Tree Legal Assistance opened 90 new foreclosure-related cases for homeowners and continued work on 42 cases that were opened prior to January 1, 2022. During the reporting period, Pine Tree Legal Assistance closed 87 cases. Of those cases, 56 were closed after providing legal advice, 15 were closed after providing legal advice and brief legal assistance, and 19 were closed after Pine Tree Legal Assistance provided representation in a court or administrative matter. All but one (95%) of the representation cases were resolved in favor of our client. Specific outcomes obtained include: 8 foreclosures were dismissed; 5 homeowners avoided debt related to foreclosure; and 4 homeowners obtained loan modifications.

- Number of households receiving eviction prevention services (including legal representation) *

0. This was not the focus of this project.

- Number of affordable housing units preserved or developed *

0 This was not the focus of this project.

Legal Services for the Elderly LSE will track the number of individuals provided with legal representation, the number of hours of service provided, the date cases are opened, and the date cases are closed. LSE will also record outcome measures for each case handled from a pre-determined set of potential outcomes. Finally, LSE will assess if the overall situation of the homeowner was improved as a result of the representation. The gender, age, county of residence, sexual orientation, and race of those served will be recorded and an analysis of outcomes achieved broken down by those demographic groups will be conducted to determine if there is equity in the results achieved *

The number of households receiving legal assistance: 117

During the period of January 1, 2022 through June 30, 2023, Legal Services for the Elderly opened 98 new foreclosure-related cases for older homeowners and continued work on 19 cases that were opened prior to January 1, 2022. During the reporting period LSE closed 90 cases. Of those cases, 11 were closed after providing legal advice, 62 were closed after providing legal advice and brief legal assistance, and 17 were closed after LSE provided extended representation. Twenty-seven cases remained open. The situation was improved for 83% of the older homeowners who received legal services. The demographics of those helped were: 73 female, 44 male and all were 60 and older (with thirty-six who were 75 or older). Those served included residents from every county in Maine.

If applicable, please provide any other information to provide context to project status or to help reader interpret results *

N/A

Doctors of Maine's Future Scholarship Fund

Project Information

Control Number *

H.17.1

Funding Amount

\$2,000,000

Initiative Name

Doctors of Maine's Future Scholarship Fund

Project Name

Doctors of Maine's Future Scholarship Fund

Sub-Expenditure Category

6.1-Provision of Government Services

Project Overview

Project Description

The Doctors for Maine's Future (DFMF) Scholarship Program was enacted by the Maine Legislature in 2009 to provide up to a \$25,000 scholarship per student, annually, for eligible students who enter qualifying Maine-based medical school programs (University of New England College of Osteopathic Medicine and Tufts University School of Medicine-Maine Medical Center Maine Track Program) for the purpose of increasing the number of physicians in this State who practice in primary care, under-served specialties or under-served areas of the State. For each scholarship funded by the state, a scholarship from philanthropic sources must be funded by the Maine-based medical school thereby effectively doubling the number of recipients for this scholarship. Recipients are selected by the medical schools using criteria set in Maine statute.

The infusion of federal funds into this program, coupled with FAME's ongoing commitment to annually allocate \$400,000 from our state appropriation, will allow FAME to bring the total number of annual scholarships back to at least eight each year (four at each Maine medical school) and maintain that level five years longer than would have been possible without the federal funds. This funding is expected to assist 44 students total (22 funded through federal funds and state appropriations and 22 additional students funded by philanthropic funds from each medical school).

Schedule / Timeline

The Jobs Plan was approved by the Legislature in July 2021 and the legislation enacting the Maine Jobs & Recovery Plan took effect October 18, 2021. This program became active in June 2022.

Partners

Tufts University School of Medicine-Maine Medical Center MaineTrack Program
University of New England College of Osteopathic Medicine

Link to Project Website

<https://www.maine.gov/jobsplan/program/tuition-support-health-care-professions>

Key Performance Indicators

Number of individuals receiving financial assistance for education *

14 recipients have received \$25,000 each in FY23 for a total of \$350,000 disbursed to the University of New England College of Osteopathic Medicine and the Maine Medical Center Tufts University School of Medicine. Source: FAME records

Number of workers earning a license or credential *

No credentials have been earned yet. Four (4) medical students were funded in FY23 for their second year of medical school and 10 students were funded in FY23 for their first year of medical school. Data will be provided in the annual reporting required of the Maine-based medical schools where the scholarship recipients attended.

Number of scholarship recipients who stayed in Maine and/or who returned to Maine to practice medicine as well as the percentage who practice in Family/Internal Medicine counted as a percent of all past scholarship recipients. *

The earliest this measurement can be reported will be February 2026 after Maine-based medical schools inform FAME where the scholarship recipients are doing their residency training and in what medical specialty. Data will be provided in the annual reporting required of the Maine-based medical schools where the scholarship recipients attended.

Program attrition will be monitored annually *

As of June 30, 2023, no scholarship recipients have been reported by the Maine-based medical schools as having withdrawn from school.

Those in residency training outside of Maine will be monitored annually *

The earliest this measurement can be reported will be February of 2026 after the Maine-based medical schools provide annual reports to FAME detailing where scholarship recipients are completing their residency training programs.

Those in residency training in specialties other than Family/Internal Medicine will be monitored annually *

Practice location during residency can be reported in February of 2026 after the Maine-based medical schools provide annual reports where scholarship recipients are doing their residency training.

Practice location of employed physicians in Maine will be monitored for geographic distribution (rural versus urban) annually *

Practice location post residency can be reported in February of 2030 or 2031 after the Maine-based medical schools provide annual reports where scholarship recipients are practicing.

If applicable, please provide any other information to provide context to project status or to help reader interpret results *

Reporting as described in the Program Evaluation for Federal Reporting already exists at FAME and medical students, medical residents, and practicing physicians who received MJRP dollars will be included in the annual agency report. Additionally, recipients of MJRP funds will be reported on as a cohort. Currently, there are 14 scholarship recipients and all are currently enrolled in medical school.

Maine Health Care Provider Loan Repayment

Project Information

Control Number *

H.18.1

Funding Amount

\$1,000,000

Initiative Name

Maine Health Care Provider Loan Repayment

Project Name

Maine Health Care Provider Loan Repayment

Sub-Expenditure Category

2.36-Aid to Other Impacted Industries

Project Overview

Project Description

The Maine Health Care Provider Loan Repayment Pilot Program will support rebuilding Maine's healthcare industry workforce, which has been negatively impacted by COVID-19. The program will attract and retain healthcare professionals to Maine by repaying outstanding student loans of selected participants who commit to living and working in Maine for at least three years. FAME will pay up to \$25,000 per year and, in aggregate over three years, the lesser of \$75,000 and 50% of the recipient's outstanding student loan balance. FAME will create an administrative process to review applications from candidates for eligibility, notify selected candidates of the award amount for which they are eligible and, ultimately, enter into agreements for return service between it and the selected healthcare providers. Student loan debt reduction payments will be made on an annual basis directly to the student loan servicers of the program recipients up to a maximum annual payment of the lesser of one-third of the recipient's total award and \$25,000 and, in aggregate over three years, the lesser of \$75,000 and 50% of the recipient's outstanding student loan balance. In order for a payment to be made, recipients must verify, annually, that they have maintained, in the preceding 12-month period prior to a payment being made to their student loan servicer, residency in the state of Maine and full-time employment as a healthcare provider at a Maine-based organization.

Schedule / Timeline

The Jobs Plan was approved by the Legislature in July 2021 and the legislation enacting the Maine Jobs & Recovery Plan took effect October 18, 2021. This program became active in June 2022.

Partners

Department of Health and Human Services Deuty Commissioner collaborated with FAME on the creation of the pilot program, provided feedback on draft program rules, and helped to advise FAME regarding prioritization of high-demand health care occupations needed in Maine.

Link to Project Website

<https://www.maine.gov/jobsplan/program/tuition-support-health-care-professions>

Key Performance Indicators

Measure number of program recipients who were originally selected to receive student loan repayment and monitor annually from their program anniversary date their continuation in the program. Aggregate across all recipients a program retention rate and more specifically calculate the number of program recipients who completed the full three-year return service commitment as healthcare professionals in Maine. *

The first loan repayment recipients (total 18) were selected Fall 2022 and first loan repayment disbursements will occur November 2023. Program participants will be required to submit an annual employment certification and complete a survey capturing the data described as a pre-condition of loan repayments being sent to their student loan servicer. Source of information: Program applications/FAME data

Output measurements: Number of program applicants, number of program recipients, occupation of loan repayment program recipients, location of healthcare organizations where loan repayment recipients work, dollars disbursed annually over the three-year return service commitment, and number of recipients retained for each year of their return service commitment. The data will be collected in the normal course of program administration by the Education Program Officer at FAME. The data will be evaluated by FAME's Education Programs Manager and Director of Education. *

Number of applicants: 1021

Number of recipients: 18

Occupations: Behavioral Health (3), Dentist (1), Occupational Therapist (2), Pharmacist (5), Physical Therapist (1), Physician (1), Physician Assistant (1), Registered Nurse (4)

County Health Care Org Locations: Aroostook (6), Cumberland (1), Hancock (2), Lincoln (1), Penobscot (1), Piscataquis (1), Somerset (4), Waldo (2)

Projected annual disbursement = \$311,087

The first loan repayment recipients were selected in Fall 2022 and first repayment disbursements will occur in November 2023. Program participants will be required to submit an annual employment certification and complete a survey capturing the data described as a pre-condition of loan repayments being sent to their student loan servicer.

Source: Program applications/FAME data, annual program participant survey and annual employment certifications.

Outcome measurement: Measure job openings in a specific healthcare occupation in similar Maine-based organizations and compare between organizations with loan repayment recipients and those without loan repayment program recipients. The data will be collected by the FAME Education Program Officer and evaluated by FAME's Education Programs Manager and Director of Education. *

The first loan repayment recipients were selected in Fall 2022 and first repayment disbursements will occur in November 2023. Job opening measurements will be made in the Spring of 2024 when measuring job openings will be reflective of the impact that student loan repayment has had.

Outcome measurement: For the length of the return service commitment (three years), annually collect qualitative survey data from program participants assessing the impact that receipt of annual student loan repayments has had on their persistence through the return service period as well as their future plans (after the three-year return service period) to live and work in Maine. The data will be collected by the FAME Education Program Officer and evaluated by FAME's Education Programs Manager and Director of Education. *

Program participants will be required to submit an annual employment certification and complete a survey capturing the data described as a pre-condition of loan repayments being sent to their student loan servicer.

Outcome measurement: Upon completion of the return service (at the end of year three) determine an on-going commitment to live and work in Maine by loan repayment program participants. The data will be collected by the FAME Education Program Officer and evaluated by FAME's Education Programs Manager and Director of Education. *

Program participants will be required to submit a final employment certification and complete a final survey capturing the data described as a pre-condition of their third and final loan repayment being sent to their student loan servicer.

If applicable, please provide any other information to provide context to project status or to help reader interpret results *

Annual program reporting will be collected from program participants and be required prior to disbursements being made on their student loans. This information will be prepared in an annual and aggregated report reflecting the data as described in Program Evaluation for Federal Reporting.

Curriculum Design Services

Project Information

Control Number *

H.19.1

Funding Amount

\$300,000

Initiative Name

Curriculum Design Services

Project Name

Curriculum Design Services

Sub-Expenditure Category

2.36-Aid to Other Impacted Industries

Project Overview

Project Description

The statute funds a full time Curriculum and Instructional Design Specialist to support enhancements and redesign of mandated trainings, alignment of credentials across all department providers types, and crosswalk all short-term certifications. This position will work with approved training programs and education providers to build stackable credentials, and update training delivery to be accessible through both in-person and/or distance learning models. This limited period position will help to propel curriculum redesign, create policies, and strengthen training programs required to meet certification requirements across DHHS providers.

Schedule / Timeline

The Jobs Plan was approved by the Legislature in July 2021 and the legislation enacting the Maine Jobs & Recovery Plan took effect October 18, 2021. This program was approved through the state's internal documentation process in May 2022 and is in progress.

Partners

The curriculum designer will work closely with the Division of Licensing to ensure curricula align with regulation standards. External partners will include the "All Learning Counts" initiative with the University of Maine System, the Community College System, Adult Education and the State Workforce Board.

Link to Project Website

<https://www.maine.gov/jobsplan/program/health-care-clinical-opportunities-credentials>

Key Performance Indicators

Number of workers earning a license or credential *

As noted in the business case, this is a Limited Period Position designed to improve existing curricula to align with national best practices and CMS regulations. It will not impact the amount of learners attaining a credential. The currently identified performance indicator is being reviewed and may be amended for next annual reporting cycle to better reflect the intent of the project.

Number of new career development or job training programs offered *

See above.

If applicable, please provide any other information to provide context to project status or to help reader interpret results *

The curriculum designer is working on updating mandatory training curricula for front line care workers including: Certified Nurse Aide, Certified Residential Medication Aide, Mental Health Resource Technician-Crisis Service Provider, Personal Support Specialist and Direct Support Worker. All projects are currently on track.

Preceptors and Clinical Sites

Project Information

Control Number *

H.20.1

Funding Amount

\$1,600,000

Initiative Name

Preceptors and Clinical Sites

Project Name

Preceptors and Clinical Sites

Sub-Expenditure Category

2.36-Aid to Other Impacted Industries

Project Overview

Project Description

Provides one-time funding to increase the critical health care workforce by providing incentives to providers to serve as clinical preceptors; funds to clinical sites to support costs of hosting health care students who require clinical hours and related oversight; and funding to rural health care providers to expand rural Graduate Medical Education (GME) experiences.

Schedule / Timeline

The Jobs Plan was approved by the Legislature in July 2021 and the legislation enacting the Maine Jobs & Recovery Plan took effect October 18, 2021. This program became active in July 2022.

Partners

Phase 1: Financial Incentives for Clinical Rotations & Preceptors:

- Maine Hospital Association
- MaineHealth
- Northern Light Health
- Central Maine Health Care
- MaineGeneral Health
- Alliance for Addiction and Mental Health Services

Phase 2: Development of Rural Graduate Medical Education (GME) Programs:

- University of New England
- Maine Area Health Education Center (AHEC)
- Maine CDC Office of Rural Health
- Maine Residency Training Programs:
 - o Central Maine Medical Center
 - o Eastern Maine Medical Center
 - o Maine Medical Center
 - o Maine Dartmouth Family Medicine Program/ MaineGeneral Health

Added Partners for this initiative:

- University of Maine System
- University of New England
- Maine Community College System
- St Joseph's College
- Husson University
- Maine Primary Care Association

Link to Project Website

<https://www.maine.gov/jobsplan/program/health-care-clinical-opportunities-credentials>

Key Performance Indicators

Number of businesses or community organizations receiving economic assistance *

The department issued an RFA and the following awardees were selected as lead entities:

Expansion of Rural Clinical Preceptorships: University of Maine & St Joseph's College of Maine

Rural Graduate Medical Education (GME) Programs: MaineHealth

The lead entities are each coordinating multiple clinical sites and GME rotation locations. Contracts were recently awarded and the full list of clinical site partners is currently in development. Additional metrics will be added at the next reporting cycle.

Number of individuals receiving career development or job training assistance *

4 clinical learners have been impacted as of the current reporting cycle. Additional learners will be added for the 2023-24 academic year.

Number of new RURAL SITES created to host health care learners for clinical preceptorships or rotations *

23 Total

7 rural GME sites: 2 at Western Maine Primary Care in Norway Maine - Family Medicine and Addiction Medicine; 4 at FCHN in Farmington Maine - Behavioral Health, Internal Medicine, Family Medicine and Emergency Medicine; 1 at Bridgeton Hospital in Bridgeton Maine - Rural Hospitalist Medicine.

9 rural Nurse Practitioner clinical sites: MaineGeneral in Waterville - Pulmonology; Pen Bay Pediatrics in Rockland - Pediatrics; St. Andrews Urgent Care in Boothbay - Urgent Care; Maine Medical Partners in Rockland - Primary Care; Live Life Family Practice in South Paris - Family Practice; Franklin Community Health Network in Farmington - Family Practice and Specialty Practice; Lincoln Medical Partners in Damariscotta - Pediatrics and Family Medical Practice.

7 rural field placement sites to host MSW students: Pleasant Point Health Center, Blue Hill Hospital, Maine Coast Hospital, AR Gould Hospital, Inland Hospital, C.A, Dean Hospital/Mayo Hospital, Sebasticook Valley Hospital.

Number of new CLINICAL PRECEPTORS in rural sites who have agreed to host health care learners for clinical preceptorships or rotations *

Data not yet available

Number of TRAINING CONTACT HOURS at each clinical site or rotation to ensure a robust clinical experience for learners. *

Data not yet available

DIVERSITY: We will look at the program's success in engaging clinical preceptors and learners from diverse backgrounds: *

Data not yet available

If applicable, please provide any other information to provide context to project status or to help reader interpret results *

Contracts were recently signed. Due to the reporting cycle, much of the data is not yet available.

HC Tuition Remission

Project Information

Control Number *

H.21.1

Funding Amount

\$1,275,000

Initiative Name

HC Tuition Remission

Project Name

HC Tuition Remission

Sub-Expenditure Category

2.10-Assistance to Unemployed or Underemployed Workers (e.g. job training, subsidized employment, employment supports or i

Project Overview

Project Description

NOTE: This business case is submitted for H.21 & H.23. H.21 provides funding for 3LPP CareerCenter Consultant and 1 LPP Employment and Training Specialist- 3 to assist in establishment, program referrals, and coordination of tuition remission process/payment processing, and enrollment process for tuition remission. Includes system to track enrollments, process payments, and gather required information to evaluate outcomes including match with existing employer wage records, surveys, etc. Additionally, H.23 provides funding invests in training and stackable credential attainment for incumbent frontline healthcare workers. To retain this critical workforce and reduce turnover, establish a tuition remission program for healthcare workers to attain credentials and move into the next rung on their career pathway (such as CNA to LPN, BHP to OT). This program will target incumbent healthcare workers—including LTC, hospital, behavioral health and dental with a primary focus on DHHS Medicare/Medicaid providers. The focus will be on entry-level workers attaining credentials though additional info on credential, provider & sectoral needs will be further fleshed out after employer training needs survey are captured (currently in the field) later this month. Current focus on paying for the training though additional needs may emerge around bridge/foundational skills education for pre-reqs, test readiness, ELL and/or credential evaluation to support workers from priority communities

Schedule / Timeline

The Jobs Plan was approved by the Legislature in July 2021 and the legislation enacting the Maine Jobs & Recovery Plan took effect October 18, 2021. This program became active in April 2022.

Partners

Department of Health and Human Services: Co-lead on planning & implementing initiative

Department of Labor: Co-lead on planning & implementing initiative

In addition, there are key partners to collaborate with on planning & implementation:

Maine Community College System: Given healthcare focus of Maine Community College System quality centers' training, we must stay closely aligned with their efforts and understand how these two can complement each other vs. create competing or overlapping initiatives

Maine Dept of Education: Relatedly, it will be important to stay closely connected to adult ed & CTE offerings to ensure this program is offered as a suite of services to those with the highest need and not duplicative

Link to Project Website

<https://www.maine.gov/jobsplan/program/health-care-training-me-training-current-health-care-workers>

Use of Evidence

Whether SLFRF funds are being used for evidence-based interventions *

Yes No Not Applicable

The dollar amount of the total project spending that is allocated towards evidence-based interventions (If Applicable) *

Whether a program evaluation of the project is being conducted *

Yes No Not Applicable

Key Performance Indicators

Number of individuals receiving financial assistance for education *

Number of workers earning a license or credential *

Demographics of training participants AND employers: Quarterly/monthly number of qualifying eligible healthcare providers registered by size (large, medium, small) by county AND participant demographics may include –age, gender, race, ethnicity, geographic area. This will be captured for each employer upon applying for funds and for each worker participant via employer data sharing, tracked in Maine JobLink, an existing data management system used for Federal grant reporting

*

Retention of trained workers: For workers who receive employer-sponsored training, we will attempt to track retention with that employer over the coming years to demonstrate the ROI of investing in worker training. We will capture this by quarterly wage data and track in MJL *

Training completion rates Quarterly/monthly number of employees registered, started and completed training supported by ARPA funds *

0- This initiative provides for staffing for tuition remission--H.23 training & stackable credentials is the funding for the program

Average wage among and/or career change among trained participants: Quarterly/monthly number received a wage increase post training-question is if or whether we can consistently collect and attribute this sponsored training to the wage increase. Information source is direct reporting from sponsoring employers and wage data. Quarterly/monthly number advanced to new career/job title post training completion/during ARPA performance period *

0- This initiative provides for staffing for tuition remission--H.23 training & stackable credentials is the funding for the program

• Number of workers enrolled in sectoral job training programs *

0- This initiative provides for staffing for tuition remission--H.23 training & stackable credentials is the funding for the program

• Number of workers completing sectoral job training programs *

0- This initiative provides for staffing for tuition remission--H.23 training & stackable credentials is the funding for the program

• Number of people participating in summer youth employment programs *

0- This initiative provides for staffing for tuition remission--H.23 training & stackable credentials is the funding for the program

If applicable, please provide any other information to provide context to project status or to help reader interpret results *

This initiative provides for staffing for tuition remission--H.23 training & stackable credentials is the funding for the program. To reduce duplication and over-counting, all performance metrics are reported under H.23. Note: Prior annual report indicated a program evaluation to be completed. After further review the department has determined that as this initiative is for staffing, this project will not be part of any planned program evaluations for federal reporting.

Healthcare Career Navigators

Project Information

Control Number *

H.22.1

Funding Amount

\$600,000

Initiative Name

Healthcare Career Navigators

Project Name

Healthcare Career Navigators

Sub-Expenditure Category

2.10-Assistance to Unemployed or Underemployed Workers (e.g. job training, subsidized employment, employment supports or i

Project Overview

Project Description

Navigators will contribute significantly to filling the crisis-level health care workforce shortages, using deep expertise in health care occupations, training, education, and employers to provide residents with the information and referrals needed to launch or advance in a health care career, including in stackable credentials, prior learning credits, and apprenticeships. Navigators will work with incumbent healthcare workers as well as those interested in healthcare professions—with a specific focus on helping to navigate the complex ecosystem & supporting foreign-trained health care workers to successfully be recertified and/or move to a related health care occupation. Navigators will be networked throughout the workforce system, building partnerships with community-based organizations representing priority communities of New Mainers as well as healthcare employers to keep a pulse on industry workforce needs.

Schedule / Timeline

The Jobs Plan was approved by the Legislature in July 2021 and the legislation enacting the Maine Jobs & Recovery Plan took effect October 18, 2021. This program became active in March 2022.

Partners

Department of Health and Human Services: Co-lead on planning & implementing initiative
Department of Labor: Co-lead on planning & implementing initiative

Link to Project Website

<https://www.maine.gov/jobsplan/program/health-care-career-navigators>

Use of Evidence

Whether SLFRF funds are being used for evidence-based interventions *

Yes No Not Applicable

Please describe the evidence base for the interventions funded by the project *

Sector workforce strategies are known nationally as a best practice to support industry in identifying and sourcing a qualified workforce. The Aspen Institute promotes navigators as one element of a successful sector strategy; the National Fund for Workforce Solutions has dozens of sector-focused partnerships that have resulted in thousands of individuals entering sector-specific training and occupations; and recent data from a random control evaluation of Project Quest's sector approach in Texas shows impressive statistically significant earnings gains for workers over 11 years. Workforce development council in Michigan has also experienced success with industry-specific navigators—citing increased placement and retention rates among jobseekers and increased coordination among employers to develop relevant trainings and career pathways. Currently the career centers do not have specialists by industry, and with the acute shortage of health care workers establishing two navigators deeply versed in health care occupations and with connections to employers will help to interest and connect residents to immediate opportunities in health care as well as to training and education leading to occupational health care credentials.

The dollar amount of the total project spending that is allocated towards evidence-based interventions (If Applicable) *

\$600,000

Whether a program evaluation of the project is being conducted *

Yes No Not Applicable

Key Performance Indicators

Number of individuals receiving career development or job training assistance *

172

Number of workers earning a license or credential *

To prevent double counting across programs, metrics pertaining to training enrollment and completion are not reported here as navigators make referrals to training but do not provide the training

Number of newly employed or re-employed individuals *

70 customers served self-reported they have been connected to employment

Number of health care employers receiving referrals from Navigators for job applicants. Data will be tracked by the Navigators and entered into MJL (?) and reviewed quarterly by the DOL/DHHS management team.

*

36 employers that offered positions to navigator customers

Analysis of demographics of customers receiving services. Demographic information on individuals coached and/or referred by the Navigator will be collected via MJL and will be reviewed quarterly by the DOL/DHHS management team to monitor which communities are accessing services, and within those communities which populations, including a disaggregation by race and ethnicity. *

By gender: 135 (78%) women, 35 (20%) men received services
By age: 16-34 yr old (21%), 55+ (27%)
Race: White (83%), Black (9%)
Disability: 28 individuals with a disability
Education: 61 individuals with no education beyond HS, 47 with some college/license/certification, 37 with postsecondary

Satisfaction of health care employers with Navigators. An annual survey of employers receiving referrals from the health care navigator will give a measure of customer satisfaction from the industry. Survey results will be reviewed annually by a joint DOL/DHHS management team to monitor progress and recalibrate strategies. *

No data collected on this to date

• Number of workers enrolled in sectoral job training programs *

19

• Number of workers completing sectoral job training programs *

0

• Number of people participating in summer youth employment programs *

0--not applicable

If applicable, please provide any other information to provide context to project status or to help reader interpret results *

To prevent double counting across programs, metrics pertaining to training enrollment and completion are not reported here as navigators make referrals to training but do not provide the training

Training and Stackable Credentials

Project Information

Control Number *

H.23.1

Funding Amount

\$7,225,000

Initiative Name

Training and Stackable Credentials

Project Name

Training and Stackable Credentials

Sub-Expenditure Category

2.10-Assistance to Unemployed or Underemployed Workers (e.g. job training, subsidized employment, employment supports or i

Project Overview

Project Description

NOTE: H.21 and H.23 have same business case as H.21 provides program staff for tuition remission and H.23 provides program funding.

This funding invests in training and stackable credential attainment for incumbent frontline healthcare workers. To retain this critical workforce and reduce turnover, establish a tuition remission program for direct service healthcare workers to attain credentials and move into the next rung on their career pathway (such as CNA to LPN, BHP to OT). This program will target incumbent healthcare workers in clinical settings—including long term care, hospital, behavioral health and dental sectors with a primary focus on DHHS Medicare/Medicaid providers. The focus will be on entry-level workers attaining next-level credentials though additional information on exact credential, provider & sectoral needs will be further fleshed out after employer training needs survey are captured (currently in the field) later this month. Current focus on paying for the training needs though additional needs may emerge around bridge/foundational skills education for pre-reqs, test readiness, English Language Learning and/or credential evaluation to support workers from priority communities (New Mainers, those with lower educational attainment, who may be interested but face additional barriers and need additional support to pursue next-level credential attainment. .

Schedule / Timeline

The Jobs Plan was approved by the Legislature in July 2021 and the legislation enacting the Maine Jobs & Recovery Plan took effect October 18, 2021. This program became active in April 2022.

Partners

Department of Health and Human Services: Co-lead on planning & implementing initiative

Department of Labor: Co-lead on planning & implementing initiative

In addition, there are key partners to collaborate with on planning & implementation:

Given healthcare focus of Maine Community College System quality centers' training, we must stay closely aligned with their efforts and understand how these two can complement each other vs. create competing or overlapping initiatives

Maine Dept of Education: Relatedly, it will be important to stay closely connected to adult ed & CTE offerings to ensure this program is offered as a suite of services to those with the highest need and not duplicative

Link to Project Website

<https://www.maine.gov/jobsplan/program/health-care-training-me-training-current-health-care-workers>

Use of Evidence

Whether SLFRF funds are being used for evidence-based interventions *

Yes No Not Applicable

Please describe the evidence base for the interventions funded by the project *

The national organization that supports workforce development-focused collaboratives, the National Fund for Workforce Solutions, promotes the investment in frontline healthcare worker training due to its demonstrable effects on:

Worker retention: Beginning in 1999, Genesis pioneered the role of Geriatric Nursing Assistant Specialist, creating a career step-up for Certified Nursing Assistants. More recently, Genesis created a career map of clinical and non-clinical positions, including Restorative Nursing Aide and Certified Restorative Aide.

Since 1999, Genesis has increased the availability of direct care workers by training more than 4,000 CNAs. Since the start of its CNA training program in 1999, Genesis had a 98% reduction in use of staffing agencies. Furthermore, Genesis HealthCare maintained an 81% retention rate for its 2013 program participants.

Worker satisfaction: NY's Urban Health plan recognized gains in employee engagement after investing in worker training—with enhanced perceptions of worker's connection to organizational mission, recognizing opportunities for advancement within the organization, among others

Quality of care: Other models demonstrate that an increased investment in worker training lowers cost of care by preventing errors, increasing efficiency and increasing patient satisfaction with care received.

The dollar amount of the total project spending that is allocated towards evidence-based interventions (If Applicable) *

\$7,225,000

Whether a program evaluation of the project is being conducted *

Yes No Not Applicable

Please describe evaluation design as noted in **Coronavirus State and Local Fiscal Recovery Funds Compliance** and Reporting Guidance pg. 38 *

Tuition remission: A program evaluation will be conducted to understand the employment and wage outcomes of tuition remission participants. The evaluation will examine the employment rates and wages prior to enrollment and after program completion. The evaluation will also consider industry retention within the health care and social assistance sector among program completers. Outcomes will be disaggregated by demographic group and industry subsector where sample sizes are sufficient large enough—though likely to include gender, age and geographic region. The full evaluation will begin after program close—starting in December 2024.

Key Performance Indicators

Number of individuals receiving financial assistance for education *

428

Number of workers earning a license or credential *

82

Demographics of training participants AND employers: Quarterly/monthly number of qualifying eligible healthcare providers registered by size (large, medium, small) by county AND participant demographics may include –age, gender, race, ethnicity, geographic area. This will be captured for each employer upon applying for funds and for each worker participant via employer data sharing, tracked in Maine JobLink, an existing data management system used for Federal grant reporting

*

Education: 52% with no postsecondary degree
Age: 20% 16-24 yr old,
Race: 88% White, 3% Black
Gender: 61% Female, 36% Male

Retention of trained workers: For workers who receive employer-sponsored training, we will attempt to track retention with that employer over the coming years to demonstrate the ROI of investing in worker training. We will capture this by quarterly wage data and track in MJL *

This will be tracked in longer-term employment outcomes

Training completion rates Quarterly/monthly number of employees registered, started and completed training supported by ARPA funds *

This will be tracked in longer-term employment outcomes

Average wage among and/or career change among trained participants: Quarterly number received a wage increase post training-question is if or whether we can consistently collect and attribute this sponsored training to the wage increase. Information source is direct reporting from sponsoring employers and wage data. Quarterly number advanced to new career/job title post training completion/during ARPA performance period (Note: We may be limited by what information is reported and captured in quarterly wage records) *

This will be tracked in longer-term employment outcomes

• Number of workers enrolled in sectoral job training programs *

428

• Number of workers completing sectoral job training programs *

184

- Number of people participating in summer youth employment programs *

0 - not applicable

If applicable, please provide any other information to provide context to project status or to help reader interpret results *

N/A

Healthcare Career Pathways

Project Information

Control Number *

H.24.1

Funding Amount

\$2,700,000

Initiative Name

Healthcare Career Pathways

Project Name

Healthcare Career Pathways

Sub-Expenditure Category

2.36-Aid to Other Impacted Industries

Project Overview

Project Description

The Maine Apprenticeship Program is leveraging ARPA and additional federal grant funds to accomplish the following three goals: 1: Expand high-quality pre & apprenticeships; 2: Increase number of under-represented workers in apprenticeship; 3: Develop an integrated & effective statewide apprenticeship system. A core strategy of apprenticeship expansion will be partnering with Maine's businesses and industry associations, unions, education and training providers, and community-based organizations to develop new pre-apprenticeship and expand existing apprenticeship programs. This initiative will specifically focus on addressing current workforce challenges within the healthcare sector via apprenticeship and pre-apprenticeship opportunities.

Justification for allowable use: Maine ended 2019 with employment of 113,164 in Maine's Health Care and Social Assistance industry. Following the onset of the pandemic, employment in the industry dropped by 11.75% to 99,866 in April 2020 (source: Maine Center for Workforce Research and Information, Monthly Industry Employment).

Schedule / Timeline

The Jobs Plan was approved by the Legislature in July 2021 and the legislation enacting the Maine Jobs & Recovery Plan took effect October 18, 2021. This program became active in January 2022.

Partners

Dept Of Education, Career and Technical Education Director; connection to CTE center programming statewide.
Maine Community College System(Maine Community College System) – Deputy Director of Workforce Development, primary Maine Community College System Quality Center contact for Dept. of Labor working toward recognizing opportunities for Maine Community College System and Dept of Labor to leverage and braid resources
Department of Economic and Community Development – Economic Development Coordination, identifying synergy possibilities between Department of Economic and Community Development efforts and Dept of Labor efforts related to Career Exploration
Department of Health and Human Services Healthcare Workforce Program , recognizing opportunities for Department of Health and Human Services and Dept of Labor to leverage and braid resources within the health care sector.

Link to Project Website

<https://www.maine.gov/jobsplan/program/maine-apprenticeship-program-expansion>

Key Performance Indicators

Number of businesses or community organizations receiving economic assistance *

4

Number of individuals enrolling in an internship, apprenticeship, or pre-apprenticeship program *

20

Number of workers earning a license or credential *

10

Number of new career development or job training programs offered *

1

Number of newly employed or re-employed individuals *

0

Analysis of demographics & geographic info of apprentices and pre-apprentices. Demographic information on individuals served will be collected via MJL and will be reviewed quarterly to monitor which communities are accessing services, and within those communities which populations, including a disaggregation by race and ethnicity. Age range, veteran status, socioeconomic status, disability, substate region, and ethnicity/race will be tracked & disaggregated. *

Demographics for individuals served across P.51, H.24, L.38, I.30 are reported in P.51.2 business case

Wages: In addition, we will track wage growth (starting & ending wage) for registered apprenticeship participants *

Will be tracked in longer term outcomes

Program persistence & completion: To understand the effectiveness of program's and introduce additional supports where needed, MAP tracks apprenticeship program persistence and completion rates *

Will be tracked in longer term outcomes

If applicable, please provide any other information to provide context to project status or to help reader interpret results *

n/a

Campaign to Promote Direct Care Careers

Project Information

Control Number *

H.25.1

Funding Amount

\$500,000

Initiative Name

Campaign to Promote Direct Care Careers

Project Name

Campaign to Promote Direct Care Careers

Sub-Expenditure Category

2.36-Aid to Other Impacted Industries

Project Overview

Project Description

With direct care shortages threatening the closure of long-term care and other healthcare facilities today due the effects of the COVID-19 pandemic, it is more essential than ever that Maine invests in rebuilding, retaining and advancing direct care workers. A targeted recruitment effort designed to bolster the recruitment of workers into direct care entry-level employment with the promise for career, job skill and sustainable wage advancement will promote the value /importance of the profession as well as interest in the field. The project provides one-time funds to contract with a media consulting firm to design and implement a statewide multimedia campaign that encourages Maine residents, particularly those most affected by COVID-19, to consider direct care worker jobs as a career choice.

Schedule / Timeline

The Jobs Plan was approved by the Legislature in July 2021 and the legislation enacting the Maine Jobs & Recovery Plan took effect October 18, 2021. This program became active in April 2022.

Partners

Department of Health and Human Services: Part of advisory committee to provide input into campaign development
Department of Economic and Community Development: Part of advisory committee to provide input into campaign development;
Dept. of Labor: Part of advisory committee to provide input into campaign development.

Link to Project Website

<https://www.maine.gov/jobsplan/program/health-care-recruitment-campaigns>

Key Performance Indicators

Number of individuals enrolling in an internship, apprenticeship, or pre-apprenticeship program *

To prevent double counting across programs, metrics pertaining to training enrollment and completion are not reported here as the campaign made referrals to training but did not provide the training

Number of individuals receiving career development or job training assistance *

129 individuals connected with healthcare navigators due to the marketing campaign

Number of workers earning a license or credential *

To prevent double counting across programs, metrics pertaining to training enrollment and completion are not reported here as the campaign made referrals to training but did not provide the training

Number of newly employed or re-employed individuals *

16 customers who originated from Caring For ME campaign self-reported they connected to employment, while an additional 13 were referred to employment, and 52 were connected to training opportunities or supportive services. This is a subset of individuals that connected with healthcare navigators due to the marketing campaign

Analysis of demographics or individuals reach and affected through campaign. To ensure we reach the intended target audiences, we will capture select demographics of individuals upon translating from an impression to a conversion (registering for course, applying for job, etc.) We will also work with our marketing partner to capture this info based on social media/web activity or ad placement among communities to understand who is being reach effectively

*

Facebook Ads impressions: 61% by Men, 38% by women, 47% by 55+, 20% by 18-34 yr olds
Of 3,000 visitors to MaineJobLink: 75% women, 25% men

Satisfaction of health care employers with direct care campaign. In addition to job placements from jobseekers, we will seek to capture effects of the marketing campaign on healthcare employers to understand if it resulted in newly acquired talent. We will collect this via employer outreach at various points throughout the campaign, asking employers to report on the number of new hires or new connections made due to marketing campaign *

34 employers connected to the CareerCenter through the marketing campaign and were provided one-on-one technical assistance to support recruitment efforts

Outreach effectiveness: In addition to tracking ultimate outcomes, our marketing partner will regularly report on the reach and effectiveness of the campaign with standard measures for a public service/outreach campaign that we should expect the marketing firm to document are Conversion rate (number of known customers who connected/became customers), social media engagements, and advertising performance. *

43,000 website visitors, 3,900 clicks on job postings, 11.8 million impressions on campaign

If applicable, please provide any other information to provide context to project status or to help reader interpret results *

n/a

ARPA Statistician

Project Information

Control Number *

H.26.1

Funding Amount

\$300,000

Initiative Name

ARPA Statistician

Project Name

ARPA Statistician

Sub-Expenditure Category

3.4-Public Sector Capacity: Effective Service Delivery

Project Overview

Project Description

This initiative will provide funding to Maine's Department of Labor for one full-time staff person to support the tracking, analyzing, reporting and improving of workforce outcomes associated with key MDOL MJRP programs. This staff person will be deployed to support the outcomes-tracking and continuous improvement of newly developed and implemented MJRP workforce programs, both exclusively within MDOL, as well as provide support as needed to cross-agency workforce efforts.

Schedule / Timeline

The Jobs Plan was approved by the Legislature in July 2021 and the legislation enacting the Maine Jobs & Recovery Plan took effect October 18, 2021. This program became active in April 2022.

Partners

Preliminary conversations on data collection and outcomes tracking with Department of Health and Human Services partners

Link to Project Website

<https://www.maine.gov/jobsplan/program/job-and-career-programs-learning-evaluation>

Key Performance Indicators

Number of businesses or community organizations receiving technical assistance *

0--resources are allocated to evaluate workforce programs

Number of individuals receiving career development or job training assistance *

0--resources are allocated to evaluate workforce programs

Number of individuals receiving financial assistance for education *

0--resources are allocated to evaluate workforce programs

Number of workers earning a license or credential *

0--resources are allocated to evaluate workforce programs

Number of newly employed or re-employed individuals *

0--resources are allocated to evaluate workforce programs

Analysis of demographics of customers receiving services. Demographic information on individuals enrolled in MJRP MDOL workforce programs will be collected via MJL and will be reviewed quarterly to monitor which communities are accessing services. Gender, age range, veteran status, socioeconomic status, disability, and ethnicity/race will be tracked & disaggregated. *

0--resources are allocated to evaluate workforce programs

Wage growth: We will capture the wage gains of individuals who participate in MDOL MJRP workforce programs, comparing their wage when they entered to the program to their ending wage when they've entered employment post-training. *

0--resources are allocated to evaluate workforce programs

Overall spending: An additional metric that will be tracked and regularly reported on is spending per program, remaining funds, and spending per program participant to understand the cost effectiveness of programs in achieving desired outcomes *

0--resources are allocated to evaluate workforce programs

If applicable, please provide any other information to provide context to project status or to help reader interpret results *

This initiative is focused on evaluating program outcomes and developing program dashboards--it is not responsible in itself for directly service delivery to individuals or businesses but rather monitors and informs program improvement efforts. As this is a supporting staff vs direct service delivery role, we will be updating the metrics in the business case to more accurately reflect that work--to potentially include number of program dashboards created, number program evaluations completed, and number of meetings held with program teams focused on data analysis and program improvement.

Housing Navigators

Project Information

Control Number *

HH.106.1

Funding Amount

\$1,500,000

Initiative Name

Housing Navigators

Project Name

Housing Navigators

Sub-Expenditure Category

2.18-Housing Support: Other Housing Assistance

Project Overview

Project Description

The Housing Navigation Pilot Program will provide funding to public housing authorities and nonprofit organizations to employ a housing navigator. These navigators will engage landlords in areas of the state where the rental vacancy rate is very low and develop partnerships that encourage them to rent to families experiencing/at serious risk of homelessness and partner with the regional Homeless Response Service Hub, public housing authorities, community action agencies, and homeless liaisons in area schools to accept referrals of families experiencing/at significant risk of homelessness. They will provide support to families with rental assistance (including Housing Choice vouchers and Emergency Rental Assistance) to obtain units and continue that support during the first year of tenancy to assist them in remaining stably housed and will also offer assistance to families with homeless students that have been referred by area schools in obtaining rental assistance through MaineHousing's voucher programs. MaineHousing will fund at least nine organizations to employ at least one Housing Navigator for each Homeless Response Service Hub. At the end of the pilot period, funded organizations will report on final outcomes, lessons learned and best practices.

Schedule / Timeline

The Jobs Plan was approved by the Legislature in July 2021 and the legislation enacting the Maine Jobs & Recovery Plan took effect October 18, 2021. This program became active in January 2022.

Partners

MaineHousing sought input from stakeholders including Public Housing Authorities, Department of Environmental Protection, Department of Education, Maine Equal Justice, Nonprofit Housing Service Providers and legislative and municipal leaders. Once the grantees have been awarded through the Request for Proposals process, MaineHousing will publish the list of grantees who will partner with MaineHousing on this initiative.

Link to Project Website

<https://www.maine.gov/jobsplan/program/housing-navigators-pilot-program>

Use of Evidence

Whether SLFRF funds are being used for evidence-based interventions *

Yes No Not Applicable

Please describe the evidence base for the interventions funded by the project *

Housing First – it is an evidence-based approach to lower barriers as much as possible to get people into housing despite any challenges they might have so that they can work on those challenges once they are stably housed. The Center for Evidence Based Solutions to Homelessness recognizes the Housing First philosophy, which prioritizes quickly providing permanent housing to individuals and families experiencing homelessness, and doing so with minimum preconditions or barriers, as an evidenced-based approach.

The dollar amount of the total project spending that is allocated towards evidence-based interventions (If Applicable) *

\$1,400,000

Whether a program evaluation of the project is being conducted *

Yes No Not Applicable

Key Performance Indicators

Number of families served *

789 - not all data points below will reflect this total number of families served due to inability to gather some of the data points.

Household composition, including age, gender and race/ethnicity of family members. *

*317 - 1 person household; 89 - 2 person household; 69 - 3 person household; 49 - 4 person household; 21 - 5 person household; 11 - 6 person household; 2 - 7 person household; 4 - 8 person household; 1 - 9 person household
*14 households age 11 to 20; 69 households age 21 to 30; 163 households age 31 to 40; 100 households age 41 to 50; 44 households age 51 to 60; 34 households age 61 to 70; 6 households age 71 to 80; 3 households age 81 to 90
*52 American Indian/Alaska households; 2 Asian households; 210 Black/African American households; 1 Native Hawaiian/Other Pacific Islander households; 193 White households
*10 Hispanic or Latino households; 511 Non Hispanic or Latino households; 19 prefer not to answer

Household income. *

570 households 0-30% AMI
50 households 30-50% AMI
21 households 50-80% AMI
3 households 80% + AMI

Type of rental subsidy utilized. *

2 households - BRAP
108 households - General Assistance
53 households - Housing Choice Vouchers
12 households - Shelter plus Care
3 households - Stability Through Engagement Program (STEP)
41 households - Subsidized housing

Location of housing units. *

Statewide

Number of families leased *

128

Length of time between intake and lease up *

1 month - 45
2 months - 20
3 months - 12
4 months - 6

Number of families remaining stably housed during the previous six month timeframe *

Data not available at this time

• Number of households receiving eviction prevention services (including legal representation) *

36

• Number of affordable housing units preserved or developed *

36

If applicable, please provide any other information to provide context to project status or to help reader interpret results *

N/A

Clean Energy Workforce Development

Project Information

Control Number *

1.27.1

Funding Amount

\$3,700,000

Initiative Name

Clean Energy Workforce Development

Project Name

Clean Energy Workforce Development

Sub-Expenditure Category

2.36-Aid to Other Impacted Industries

Project Overview

Project Description

Provides one-time funding to establish the workforce development program of the clean energy partnership to fund programs that advance clean energy workforce development and training programs, including but not limited to internships, scholarships, apprenticeship and preapprenticeship programs and a climate corps pilot initiative through AmeriCorps. This initiative will also support the development of an online platform for attracting workers, sharing training opportunities and highlighting job opportunities in this sector and support the Governor's Energy Office in developing programs in partnership with the Department of Labor, industry, education institutions and others focusing efforts on supporting workers and businesses most affected by the COVID-19 pandemic and related economic impacts.

Schedule / Timeline

The Jobs Plan was approved by the Legislature in July 2021 and the legislation enacting the Maine Jobs & Recovery Plan took effect October 18, 2021. This program became active in April 2022. Grants have been awarded.

Partners

The Clean Energy Partnership will be led by the Governor's Energy Office (GEO) and in partnership with the Governor's Office of Policy Innovation and the Future (GOPIF), Maine Department of Labor (Dept. of Labor) and Department of Economic and Community Development. Other partners include the Maine Community College System, the University system, Efficiency Maine Trust, Maine Housing and Community Action Programs, the private sector, labor unions, nonprofits, municipalities, state and local chambers of commerce, among many others.

In particular the GEO will work in close coordination with the Department of of Labor as they advance a number of closely related initiatives.

Link to Project Website

<https://www.maine.gov/jobsplan/program/clean-energy-partnership-workforce-initiative>

Key Performance Indicators

Number of businesses or community organizations receiving economic assistance *

A total of 30 businesses, subcontractors, and community organizations have received economic assistance as a result of the project. Data are self-reported by RFP grant awardees via an annual report submitted as part of project reporting requirements. As reported by RFP grant recipients, businesses and subcontractors receiving funds from the project are located in the following counties: Hancock, Waldo, Cumberland, Allegheny, Middlesex, Washington, Kennebec, Philadelphia, York, Knox, Androscoggin, Penobscot, and Oxford.

Number of newly employed or re-employed individuals *

A total of 1,846 individuals have received career development or job training assistance as a result of the project. Data are self-reported by RFP grant awardees via an annual report submitted as part of project reporting requirements. Among these individuals were 1,640 students (K-12), 49 undergraduate students, 23 graduate students, 27 unemployed persons, and 1 veteran. As these demographic data are self-reported on a voluntary basis by RFP grant awardees, the categorical breakdown is not equivalent to the total number of individuals receiving career development or job training assistance as a result of the project.

Number of small business served

The number of small businesses served, as subrecipients, will be tracked on an annual basis by the Clean Energy Partnership Program Manager. This information will be able to be disaggregated by the organizations business mailing zip code. Recipient demographic data may be more difficult to track depending on the type of entity that is served. *

30 businesses, subcontractors, and community organizations have received economic assistance as a result of the project. Data are self-reported by RFP grant awardees via an annual report submitted as part of project reporting requirements. As reported by RFP grant recipients, businesses and subcontractors receiving funds from the project are located in the following zip codes: 04330, 04609, 04921, 04103, 04101, 01801, 04112, 15108, 04605, 04645, 04927, 19103, 04095, 15108, 02143, 04005, 04039, 04841, 04210, 04338, 04092, 04032, 04849, 04862, 04469, 04268, 04102, 04401, 04106, 04469.

Amount (in US dollars) provided as grants to clean energy businesses

The amount (in US dollars) provided as grants to clean energy businesses will be tracked on an annual basis by the Clean Energy Partnership Program Manager. This information will be able to be disaggregated by the organizations business mailing zip code. Recipient demographic data may be more difficult to track depending on the type of entity that is served. *

A total of \$2,492,697 has been encumbered as a result of the workforce development RFP (202205077). A total of 9 entities have been awarded funds from the project, including small businesses, nonprofits, educational institutions, industry associations, and labor unions.

Aid to Other Impacted Industries, as measured by total hours of engagement, including through publicly available Clean Energy Partnership Advisory Group meetings.

The amount of Aid to Other Impacted Industries, as measured by total hours of Advisory Group and industry engagement, will be tracked on an annual basis by the Clean Energy Partnership Program Manager. This information will be able to be disaggregated by the organizations business mailing zip code, when such information is available. Recipient demographic data will not be tracked due to the public nature of meetings. *

In FY22, the Clean Energy Partnership convened three meetings of the Clean Energy Partnership Advisory Group, which consists of members representing State government, industry, training and educational institutions, and labor. These meetings were made available to the public and were attended by an average of 10 members of the public per convening. Additionally, the GEO position in the I.28- Public Service Coordinator - Industry & Higher Ed conducted stakeholder engagement activities culminating in approximately 100 hours of meetings, technical assistance, and speaking engagements on behalf of the CEP.

If applicable, please provide any other information to provide context to project status or to help reader interpret results *

Data are self-reported by RFP grant awardees via an annual report submitted as part of project reporting requirements. RFP grant awardees are required to report 7 mandatory project performance metrics, and select two of seven optional demographic metrics to report against for individuals receiving career development or job training assistance as a result of the project.

Public Service Coordinator - Industry & Higher Ed

Project Information

Control Number *

I.28.1

Funding Amount

\$300,000

Initiative Name

Public Service Coordinator - Industry & Higher Ed

Project Name

Public Service Coordinator - Industry & Higher Ed

Sub-Expenditure Category

2.36-Aid to Other Impacted Industries

Project Overview

Project Description

Establishes one limited-period Public Service Coordinator II position through June 10, 2023 to support the work of the Clean Energy Partnership, including clean energy workforce development, clean energy business and innovation support initiatives.

Schedule / Timeline

The Jobs Plan was approved by the Legislature in July 2021 and the legislation enacting the Maine Jobs & Recovery Plan took effect October 18, 2021. This program became active in May 2022.

Partners

This limited period position will manage the various efforts of the Clean Energy Partnership. This includes maintaining positive relationships and coordination among partners.

The Clean Energy Partnership will be led by the Governor's Energy Office (GEO) and in partnership with the Governor's Office of Policy Innovation and the Future (GOPIF), Maine Department of Environmental Protection, Department of Labor (Dept. of Labor) and Department of Economic and Community Development.

Other partners include the Maine Community College System, the University system, Efficiency Maine Trust, Maine Housing and Community Action Programs, the private sector, labor unions, nonprofits, municipalities, state and local chambers of commerce, among many others. In particular the GEO will work in close coordination with the Department of Labor as they advance a number of closely related initiatives.

Link to Project Website

<https://www.maine.gov/jobsplan/program/clean-energy-partnership-workforce-initiative>

Key Performance Indicators

Equity in Program Access – This will be measured by identifying the counties in which the businesses/organizations that receive funding are located. The program will work to diversify the reach of this program across the state, and to include a diversity of workforce training participants. Additionally participant demographics will be collected as a grant reporting requirement for the training RFP grant recipients. Both the county and demographics data will be analyzed by the GEO, GOPIF and Clean Energy Partnership, with efforts led by the GEO position in the I.28- Public Service Coordinator - Industry & Higher Ed. *

Equity in Program Access is tracked for Business Cases i.27.1 and i.27.9, but are not applicable to Business Case i.28.1.

Number of Individuals & Businesses Utilizing the Online Database - The GEO will work to track the success of the online database in connecting individuals to education, training, and career opportunities in the sector. One metric to track is the number of training and educational opportunities that are posted on the site, as well as the number of job opportunities. While challenging, the GEO can utilize qualitative analysis to try to understand the number of specific connections that were pursued as a result of engagement on the site. *

Due to program implementation status, data is not yet available.

Number of Entities Engaged in Clean Energy Partnership – As has been stated previously, the strength of the Clean Energy Partnership lies in the coordinated engagement of industry, support organizations, training and educational institutions, and state government. The more stakeholders that are engaged in the design and implementation of workforce programs, the more likely it is that the programs are successful and will meet the needs of Maine workers. This can be measured by the GEO through the work of the Advisory Group of the Partnership. *

In FY22, the Clean Energy Partnership convened three meetings of the Clean Energy Partnership Advisory Group, which consists of members representing State government, industry, training and educational institutions, and labor. The Clean Energy Partnership consists of 19 members representing 18 State Agencies, businesses, and other organizations. These meetings were made available to the public and were attended by an average of 10 members of the public per convening.

Additionally, the GEO maintains a list of interested parties who have opted to receive news and updates from the Clean Energy Partnership program. The Clean Energy Partnership's "Interested Parties" list consists of 54 individuals, not including members of the Advisory Group.

If applicable, please provide any other information to provide context to project status or to help reader interpret results *

N/A

Clean Energy Innovation

Project Information

Control Number *

1.29.1

Funding Amount

\$2,500,000

Initiative Name

Clean Energy Innovation

Project Name

Clean Energy Innovation

Sub-Expenditure Category

2.36-Aid to Other Impacted Industries

Project Overview

Project Description

Provides one-time funding to establish the clean energy innovation program of the clean energy partnership to fund programs that advance innovation in the clean energy sector. Provides assistance to clean energy and energy efficiency small businesses and startups, as defined by the US Small Business Administration, and in accordance with State Fiscal Recovery Fund guidance, and community-based organizations, business support service providers, and business incubator organizations that are directly supporting clean energy and energy efficiency small businesses and startups. Assistance through this project may be provided in the form of loans, grants, technical assistance, counseling, or other services to support business planning.

Schedule / Timeline

The Jobs Plan was approved by the Legislature in July 2021 and the legislation enacting the Maine Jobs & Recovery Plan took effect October 18, 2021. This program was approved through the state's internal documentation process in May 2023, grant awards have been accounced.

Partners

The CEP will be led by the Governor's Energy Office (GEO) and in partnership with the Governor's Office of Policy Innovation and the Future (GOPIF), Maine Dept. of Labor and Department of Economic and Community Development. Other partners may include Efficiency Maine Trust, Maine Technology Institute, CEI, Score, Maine Center for Entrepreneurs, E2Tech, the private sector, municipalities, nonprofits, state and local chambers of commerce, among others.

Link to Project Website

<https://www.maine.gov/jobsplan/program/clean-energy-partnership-innovation-initiative>

Key Performance Indicators

Number of small business served

The number of small businesses served, as subrecipients, will be tracked on an annual basis by the Clean Energy Partnership Program Manager. This information will be able to be disaggregated by the organizations business mailing zip code. Recipient demographic data may be more difficult to track depending on the type of entity that is served. *

Due to program implementation status, data is not yet available.

Amount (in US dollars) provided as grants to clean energy businesses

The amount (in US dollars) provided as grants to clean energy businesses will be tracked on an annual basis by the Clean Energy Partnership Program Manager. This information will be able to be disaggregated by the organizations business mailing zip code. Recipient demographic data may be more difficult to track depending on the type of entity that is served. *

Due to program implementation status, data is not yet available.

Aid to Other Impacted Industries, as measured by total hours of engagement, including through publicly available Clean Energy Partnership Advisory Group meetings.

The amount of Aid to Other Impacted Industries, as measured by total hours of Advisory Group and industry engagement, will be tracked on an annual basis by the Clean Energy Partnership Program Manager. This information will be able to be disaggregated by the organizations business mailing zip code, when such information is available. Recipient demographic data will not be tracked due to the public nature of meetings. *

In FY22, the Clean Energy Partnership convened three meetings of the Clean Energy Partnership Advisory Group, which consists of members representing State government, industry, training and educational institutions, and labor. These meetings were made available to the public and were attended by an average of 10 members of the public per convening. Additionally, the GEO position in the I.28- Public Service Coordinator - Industry & Higher Ed conducted stakeholder engagement activities culminating in approximately 100 hours of meetings, technical assistance, and speaking engagements on behalf of the CEP.

If applicable, please provide any other information to provide context to project status or to help reader interpret results *

N/A

Clean Energy Apprenticeships_Resubmitting

Project Information

Control Number *

I.30.2

Funding Amount

\$1,500,000

Initiative Name

Clean Energy Apprenticeships

Project Name

Clean Energy Apprenticeships_Resubmitting

Sub-Expenditure Category

2.36-Aid to Other Impacted Industries

Project Overview

Project Description

The Maine Apprenticeship Program is leveraging ARPA and additional federal grant funds to accomplish the following three goals: 1: Expand high-quality pre & apprenticeships; 2: Increase number of under-represented workers in apprenticeship; 3: Develop an integrated & effective statewide apprenticeship system. A core strategy of apprenticeship expansion will be partnering with Maine's businesses and industry associations, unions, education and training providers, and community-based organizations to develop new pre-apprenticeship and expand existing apprenticeship programs. This initiative will specifically focus on building high quality pre-apprenticeship and apprenticeship programs for the clean energy sector.

Schedule / Timeline

The Jobs Plan was approved by the Legislature in July 2021 and the legislation enacting the Maine Jobs & Recovery Plan took effect October 18, 2021. This program became active in January 2022.

Partners

Governor's Energy Office Senior Policy Analyst, Workforce Development and Governor's Energy Office, Energy Policy Analyst. Connection to and leveraging of the work they are doing related to the Clean Energy Partnership Program and the Industry Partnership Initiative. Will provide connection to businesses.

Dept. of Education -Career and Technical Education Director , connection to CTE center programming statewide.

Department of Economic and Community Development, identifying synergy possibilities between Department of Economic and Community Development efforts and MDept. of Labor efforts

Department of Corrections, Vocational Trades staff, navigating the expansion of apprenticeship in DOC statewide

Maine Community College System, Department of Workforce Development, primary Maine Community College System contact for Dept. of Labor working toward recognizing opportunities for Maine Community College System and Dept. of Labor to leverage and braid resources

Link to Project Website

<https://www.maine.gov/jobsplan/program/maine-apprenticeship-program-expansion>

Key Performance Indicators

Number of businesses or community organizations receiving economic assistance *

2 employers/organizations directly receiving MJRP funding to develop new or expand existing apprenticeship or pre-apprenticeship programs

Number of individuals enrolling in an internship, apprenticeship, or pre-apprenticeship program *

44

Number of workers earning a license or credential *

10

Number of new career development or job training programs offered *

6

Number of newly employed or re-employed individuals *

34

Analysis of demographics/geographic info of apprentices and pre-apprentices. Demographic information on individuals served will be collected via MJL and will be reviewed quarterly to monitor which communities are accessing services, and within those communities which populations, including a disaggregation by race and ethnicity. Age range, veteran status, geographic substate region, socioeconomic status, disability, and ethnicity/race will be tracked & disaggregated. *

Demographics for individuals served across P.51, H.24, L.38, I.30 are reported in P.51.2 business case

Wages: In addition, we will track wage growth (starting & ending wage) for registered apprenticeship participants *

Will be evaluated in longer term outcomes due to wage match lag

Program persistence & completion: To understand the effectiveness of program's and introduce additional supports where needed, MAP tracks apprenticeship program persistence and completion rates *

Will be evaluated in longer term outcomes

If applicable, please provide any other information to provide context to project status or to help reader interpret results *

N/A

Transition Active Duty Military to Civilian Life

Project Information

Control Number *

II.107.1

Funding Amount

\$200,000

Initiative Name

Transition Active Duty Military to Civilian Life

Project Name

Transition Active Duty Military to Civilian Life

Sub-Expenditure Category

2.36-Aid to Other Impacted Industries

Project Overview

Project Description

The Department of Economic and Community Development, in collaboration with the Bureau of Veterans Services, will partner with military personnel assistance organizations to participate in a one-year pilot project aimed at providing employment opportunities in qualified industries in Maine that have been negatively impacted by the pandemic for military personnel transitioning from service.

Schedule / Timeline

The Jobs Plan was approved by the Legislature in July 2021 and the legislation enacting the Maine Jobs & Recovery Plan took effect October 18, 2021. This program became active in February 2022. Grants have been awarded and spending has been completed.

Partners

Department of Economic and Community Development – implementation lead
Bureau of Veterans Services – key thought partner and collaborator on program design
Live and Work in Maine – key thought partner in talent attraction
Veterans Business Outreach Center of NE – key thought partner in supporting spouses and partners of transitioning military
Department of Labor - identify businesses in industry sectors negatively impacted by the pandemic.

Link to Project Website

<https://www.maine.gov/jobsplan/program/military-veteran-career-transition-pilot-program>

Key Performance Indicators

Number of new jobs created, or job losses avoided *

0. Following the launch of the program, it was determined that there was no way to confidently tie the number of new jobs created, or job losses avoided to the work performed.

Number of individuals receiving career development or job training assistance *

147 per Boots2Roots tracking software.

Number of newly employed or re-employed individuals *

50 per Boots2Roots tracking software.

This pilot project will require quarterly reporting on project deliverables and goals. Output measures will include the number of newly employed veterans, demographics and locations and the number of positions filled in negatively impacted industries. *

With priority being on attracting workers to negatively impacted industries, 88% of those veterans who found work did so in negatively impacted industries. Positions filled include: Healthcare/Social Services- 9; Construction/Trades/Logistics- 17; Manufacturing- 11; Education- 3; Agriculture- 0; Information/IT/Cyber- 1; Clean Energy- 3. Additional jobs will be filled as Veterans who enrolled in the program during the period of performance make their transitions to living and working in Maine.

If applicable, please provide any other information to provide context to project status or to help reader interpret results *

Boots2Roots increased year-over-year enrollment 93% (147 total enrollees) and the program's active candidate pool increased 110%. Additionally, the number of military service members, Veterans and Spouses finding work through Boots2Roots' Transition to Work Program increased 22% (50 total hires). Of those who found employment, 88% did so in Maine industries negatively impacted by the pandemic, and Boots2Roots' Teammates found work in 13 of Maine's counties. When family members are counted, Boots2Roots impacted over 150 new Mainers. The significant increase in enrollment portends continued program growth into 2024 and continued positive impact to Maine's workforce.

Domestic Trade Outreach

Project Information

Control Number *

J.31.1

Funding Amount

\$2,800,000

Initiative Name

Domestic Trade Outreach

Project Name

Domestic Trade Outreach

Sub-Expenditure Category

2.36-Aid to Other Impacted Industries

Project Overview

Project Description

With funding from the Maine Jobs and Recovery Plan, the Maine Department of Economic and Community Development's Office of Business Development is developing a pilot program to help support Maine's small- to mid-sized businesses to grow sales across the United States. This portion of the funding will support marketing of Maine's goods and services to other markets within the United States.

Schedule / Timeline

The Jobs Plan was approved by the Legislature in July 2021 and the legislation enacting the Maine Jobs & Recovery Plan took effect October 18, 2021. This program was approved through the state's internal documentation process in June 2022 and is now in progress

Partners

One of the recommendations in the Domestic Trade Baseline Study (completed in 2020) was to establish an informal Domestic Trade Advisory Board to ensure that the Office of Business Development's Domestic Trade Pilot Program is consistent with business needs. While the exact make-up of this Advisory Board has not yet been determined, it will likely include many of the key stakeholders who were engaged during the Domestic Trade Baseline Study. These stakeholders include (but are not limited to):

- Department of Environmental Protection
- Department of Agriculture Conservation & Forestry
- Department of Marine Resources
- Maine International Trade Center
- Maine Technology Institute
- Procurement Technical Assistance Centers
- Maine Made c/o Maine Department of Economic and Community Development
- Manufacturing Extension Partnership
- University of Maine

The Office of Business Development will also rely on other partner organizations to supply data to inform program design.

These organizations may include Focus Maine, CEI, Forest Industry Roadmap Maine, and trade associations (e.g., Maine Aquaculture Association, Manufacturers Association of Maine). These organizations may or may not play a role in the Advisory Board. The exact make-up of the Advisory Board will be at the discretion of the Commissioners of the Department of Environmental Protection, Department of Economic & Community Development, Marine Resources, and Agriculture, Conservation & Forestry.

Link to Project Website

<https://www.maine.gov/jobsplan/program/domestic-trade-program>

Key Performance Indicators

Number of businesses or community organizations receiving technical assistance *

0, program not started. RFP currently under review.

Total sales by industry made to entities outside of the State (showing Maine, Maine's Rank among all states, US Average):

- (a) % change in past 1 and 5 years;
- (b) current years as % of total sales;
- (c) current years as % of gross state product; *

Program not started. RFP currently under review.

Foreign Export Sales* (showing Maine, Maine's Rank among other states, US Average):

- (a) % change in past 1 and 5 years;
- (b) current years as % of total sales;
- (c) current years as % of gross state product; *

Program not started. RFP currently under review.

Number of businesses accessing DECD's domestic trade webpage *

0, program not started. RFP currently under review.

Number of businesses or domestic trade organizations receiving direct financial support, including businesses in economically disadvantaged areas of the state (economically distressed counties) and businesses owned by minorities *

0, program not started. RFP currently under review.

Number of businesses that reported an increase in domestic sales as a result of receiving assistance from Maine's domestic trade recovery grant program *

0, program not started. RFP currently under review.

Percentage of businesses reporting an increase in sales as compared with the total number of businesses receiving grants *

Program not started. RFP currently under review.

If applicable, please provide any other information to provide context to project status or to help reader interpret results *

Program not started. RFP currently under review.

Domestic Trade Pilot

Project Information

Control Number *

J.32.1

Funding Amount

\$600,000

Initiative Name

Domestic Trade Pilot

Project Name

Domestic Trade Pilot

Sub-Expenditure Category

2.36-Aid to Other Impacted Industries

Project Overview

Project Description

With funding from the Maine Jobs and Recovery Plan, the Maine Department of Economic and Community Development's Office of Business Development is developing a pilot program to help support Maine's small- to mid-sized businesses to grow sales across the United States. This portion of the funding will support development, management, and oversight of Domestic Trade Pilot Program

Schedule / Timeline

The Jobs Plan was approved by the Legislature in July 2021 and the legislation enacting the Maine Jobs & Recovery Plan took effect October 18, 2021. This program became active in July 2022, and is now in progress

Partners

One of the recommendations in the Domestic Trade Baseline Study (completed in 2020) was to establish an informal Domestic Trade Advisory Board to ensure that the Office of Business Development's Domestic Trade Pilot Program is consistent with business needs. While the exact make-up of this Advisory Board has not yet been determined, it will likely include many of the key stakeholders who were engaged during the Domestic Trade Baseline Study. These stakeholders include (but are not limited to):

- Department of Environmental Protection
- Department of Agriculture Conservation & Forestry (Claire Eaton)
- Department of Marine Resources
- Maine International Trade Center
- Maine Technology Institute
- Procurement Technical Assistance Centers
- Maine Made c/o Maine Department of Economic and Community Development
- Manufacturing Extension Partnership
- University of Maine

The Office of Business Development will also rely on other partner organizations to supply data to inform program design. These organizations may include Focus Maine, CEI, Forest Industry Roadmap Maine, and trade associations (e.g., Maine Aquaculture Association, Manufacturers Association of Maine). These organizations may or may not play a role in the Advisory

Board. The exact make-up of the Advisory Board will be at the discretion of the Commissioners of the Department of Environmental Protection, Department of Economic & Community Development, Marine Resources, and Agriculture, Conservation & Forestry.

Link to Project Website

<https://www.maine.gov/jobsplan/program/domestic-trade-program>

Key Performance Indicators

Total sales by industry made to entities outside of the State (showing Maine, Maine's Rank among all states, US Average):

- (a) % change in past 1 and 5 years;
- (b) current years as % of total sales;
- (c) current years as % of gross state product; *

Metrics will be collected by the Domestic Trade Program Manager using exit surveys from businesses receiving technical assistance from the Domestic Trade Pilot Program. Exit surveys will be distributed no more than one year from when a business receives assistance from the program. A year is needed to gauge the effectiveness of the technical assistance and market data/analysis supplied to the businesses. Trade improvements do not happen quickly, but rather take time to yield quantifiable results via increased sales and increased market share.

Foreign Export Sales* (showing Maine, Maine's Rank among other states, US Average):

- (a) % change in past 1 and 5 years;
- (b) current years as % of total sales;
- (c) current years as % of gross state product; *

Metrics will be collected by the Domestic Trade Program Manager using exit surveys from businesses receiving technical assistance from the Domestic Trade Pilot Program. Exit surveys will be distributed no more than one year from when a business receives assistance from the program. A year is needed to gauge the effectiveness of the technical assistance and market data/analysis supplied to the businesses. Trade improvements do not happen quickly, but rather take time to yield quantifiable results via increased sales and increased market share.

Number of businesses accessing DECD's domestic trade webpage *

Google Analytics recorded 70,319 sessions by 50,930 users in the period between July 1, 2022 and June 30, 2023. The number of business users included in the total user number is not designated.

Number of businesses or domestic trade organizations receiving direct financial support, including businesses in economically disadvantaged areas of the state (economically distressed counties) and businesses owned by minorities *

75

Number of businesses that reported an increase in domestic sales as a result of receiving assistance from Maine's domestic trade recovery grant program *

0, data will be gathered during exit interviews and surveys. None have been completed as of the time of reporting.

Percentage of businesses reporting an increase in sales as compared with the total number of businesses receiving grants *

Metrics will be collected by the Domestic Trade Program Manager using exit surveys from businesses receiving technical assistance from the Domestic Trade Pilot Program. Exit surveys will be distributed no more than one year from when a business receives assistance from the program. A year is needed to gauge the effectiveness of the technical assistance and market data/analysis supplied to the businesses. Trade improvements do not happen quickly, but rather take time to yield quantifiable results via increased sales and increased market share.

If applicable, please provide any other information to provide context to project status or to help reader interpret results *

Metrics will be collected by the Domestic Trade Program Manager using exit surveys from businesses receiving technical assistance from the Domestic Trade Pilot Program. Exit surveys will be distributed no more than one year from when a business receives assistance from the program. A year is needed to gauge the effectiveness of the technical assistance and market data/analysis supplied to the businesses. Trade improvements do not happen quickly, but rather take time to yield quantifiable results via increased sales and increased market share.

State Trade Promotion

Project Information

Control Number *

J.33.1

Funding Amount

\$10,000,000

Initiative Name

State Trade Promotion

Project Name

State Trade Promotion

Sub-Expenditure Category

2.36-Aid to Other Impacted Industries

Project Overview

Project Description

With funding from the Maine Jobs and Recovery Plan, the Maine Department of Economic and Community Development's Office of Business Development is developing a pilot program to help support Maine's small- to mid-sized businesses to grow sales across the United States. This portion of the funding will provide direct support via grants to Maine-based organizations that are already engaged in assisting other Maine companies with domestic trade.

Schedule / Timeline

The Jobs Plan was approved by the Legislature in July 2021 and the legislation enacting the Maine Jobs & Recovery Plan took effect October 18, 2021. This program was approved through the state's internal documentation process in June 2022 and is now in progress

Partners

One of the recommendations in the Domestic Trade Baseline Study (completed in 2020) was to establish an informal Domestic Trade Advisory Board to ensure that the Office of Business Development's Domestic Trade Pilot Program is consistent with business needs. While the exact make-up of this Advisory Board has not yet been determined, it will likely include many of the key stakeholders who were engaged during the Domestic Trade Baseline Study. These stakeholders include (but are not limited to):

- Department of Environmental Protection
- Department of Agriculture Conservation & Forestry
- Department of Marine Resources
- Maine International Trade Center
- Maine Technology Institute
- Procurement Technical Assistance Centers
- Maine Made c/o Maine Department of Economic and Community Development
- Manufacturing Extension Partnership
- University of Maine

The Office of Business Development will also rely on other partner organizations to supply data to inform program design. These organizations may include Focus Maine, CEI, Forest Industry Roadmap Maine, and trade associations (e.g., Maine

Aquaculture Association, Manufacturers Association of Maine). These organizations may or may not play a role in the Advisory Board. The exact make-up of the Advisory Board will be at the discretion of the Commissioners of the Department of Environmental Protection, Department of Economic & Community Development, Marine Resources, and Agriculture, Conservation & Forestry.

Link to Project Website

<https://www.maine.gov/jobsplan/program/domestic-trade-program>

Key Performance Indicators

Number of businesses or community organizations receiving technical assistance

*

332

Total sales by industry made to entities outside of the State (showing Maine, Maine's Rank among all states, US Average):

- (a) % change in past 1 and 5 years;
- (b) current years as % of total sales;
- (c) current years as % of gross state product; *

This data will be collected as a part of the measures associated with Business Case J.34.1.

Foreign Export Sales* (showing Maine, Maine's Rank among other states, US Average):

- (a) % change in past 1 and 5 years;
- (b) current years as % of total sales;
- (c) current years as % of gross state product; *

This data will be collected as a part of the measures associated with Business Case J.34.1.

Number of businesses accessing DECD's domestic trade webpage *

This data will be collected as a part of the measures associated with Business Case J.34.1.

Number of businesses or domestic trade organizations receiving direct financial support, including businesses in economically disadvantaged areas of the state (economically distressed counties) and businesses owned by minorities *

119. The sub-awardees reported that 119 businesses received direct financial assistance, with several businesses receiving funding for more than one project, resulting in 108 individual businesses which received funding. Most grants (66 or 55%) were awarded to businesses in Cumberland and York counties. Smaller numbers were awarded to businesses in other counties, with no current recipients in Aroostook, Franklin, Oxford and Piscataquis counties. The metric for minority-owned businesses is self-reported, with information collected from half the recipients. Of these, 43% were women-owned, 3% were minority owned, and 2% were veteran-owned.

Number of businesses that reported an increase in domestic sales as a result of receiving assistance from Maine's domestic trade recovery grant program *

27 --This includes businesses who received grants and technical assistance.

Percentage of businesses reporting an increase in sales as compared with the total number of businesses receiving grants *

18% -- this includes the first 2 quarters of activities. It is projected that this number will substantially increase for the next fiscal year.

If applicable, please provide any other information to provide context to project status or to help reader interpret results *

Please note, the Domestic Trade initiative consists of four separate business cases: J.31, J.32, J.33, and J.34.

J.31.1 - Domestic Trade Outreach - Market Outreach Strategy RFP is currently posted and will be implemented in Q1 FY24.

J.32.1 - Domestic Trade Pilot - This portion of the funding is for the administration and execution of the overall Domestic Trade initiative.

J.33.1 - This includes several components of domestic trade including specific initiatives with partner organizations such as Maine Made, MTI, and MITC. Program supports include technical assistance and direct grant funding.

J.34.1 - This program focuses on securing market analytics to support the efforts and opportunities of small businesses and companies in the State.

Trade & Market Analysis

Project Information

Control Number *

J.34.1

Funding Amount

\$1,600,000

Initiative Name

Trade & Market Analysis

Project Name

Trade & Market Analysis

Sub-Expenditure Category

2.36-Aid to Other Impacted Industries

Project Overview

Project Description

With funding from the Maine Jobs and Recovery Plan, the Maine Department of Economic and Community Development's Office of Business Development is developing the Domestic Trade Pilot Program to help support Maine's small- to mid-sized businesses to grow sales across the United States. This portion of the funding will expand the availability of trade and market data and analysis to support the efficient and effective implementation of the program.

Schedule / Timeline

The Jobs Plan was approved by the Legislature in July 2021 and the legislation enacting the Maine Jobs & Recovery Plan took effect October 18, 2021. This program was approved through the state's internal documentation process in June 2022 and is now in progress.

Partners

One of the recommendations in the Domestic Trade Baseline Study (completed in 2020) was to establish an informal Domestic Trade Advisory Board to ensure that the Office of Business Development's Domestic Trade Pilot Program is consistent with business needs. While the exact make-up of this Advisory Board has not yet been determined, it will likely include many of the key stakeholders who were engaged during the Domestic Trade Baseline Study. These stakeholders include (but are not limited to):

- Department of Environmental Protection
- Department of Agriculture Conservation & Forestry
- Department of Marine Resources
- Maine International Trade Center
- Maine Technology Institute
- Procurement Technical Assistance Centers
- Maine Made c/o Maine Department of Economic and Community Development
- Manufacturing Extension Partnership
- University of Maine

The Office of Business Development will also rely on other partner organizations to supply data to inform program design. These organizations may include Focus Maine, CEI, Forest Industry Roadmap Maine, and trade associations (e.g., Maine

Aquaculture Association, Manufacturers Association of Maine). These organizations may or may not play a role in the Advisory Board. The exact make-up of the Advisory Board will be at the discretion of the Commissioners of the Department of Environmental Protection, Departments of Economic & Community Development, Marine Resources, and Agriculture, Conservation & Forestry.

Link to Project Website

<https://www.maine.gov/jobsplan/program/domestic-trade-program>

Key Performance Indicators

Number of businesses or community organizations receiving technical assistance

*

A total of eight (8) businesses requested and received technical assistance: Two (2) organizations requested specific market data and were provided with 'research memos' from the vendor; an additional six (6) organizations were contacted by the Domestic Trade research provider to discuss specific findings and data collection associated with the Seafood, Agricultural, Beverage, Wholesale Food, and Food Manufacturing industries.

Total sales by industry made to entities outside of the State (showing Maine, Maine's Rank among all states, US Average):

- (a) % change in past 1 and 5 years;
- (b) current years as % of total sales;
- (c) current years as % of gross state product; *

Maine's total sales grew from \$135.6 billion in 2019 (the earliest collected year for this program) to \$157.6 billion a 16.2% increase. This includes foreign and domestic exports out of state. The total value of sales exported out of state grew by 18.2%, from \$77.1 billion to \$91.1 billion in 2021. This represented 57.8% of total sales in 2021, an increase from 56.8% in 2019. The total value of domestic sales grew 18.4%, from \$74.4 billion in 2019 to \$88.0 billion in 2021. Domestic sales represent the sales that went to other states in the U.S., therefore excluding foreign exports.

Foreign Export Sales* (showing Maine, Maine's Rank among other states, US Average):

- (a) % change in past 1 and 5 years;
- (b) current years as % of total sales;
- (c) current years as % of gross state product; *

Foreign export values grew 14% from \$2.7 billion in 2019 to \$3.1 billion in 2021. Of the \$91.1 billion of sales exported out of Maine in 2021, \$3.1 billion was exported to foreign entities, accounting for 2.0% of total sales. Maine's gross state product was \$76.9 billion in 2021. The state's \$3.1 billion of foreign exports accounted for 4.0% of the state's GSP.

Number of businesses accessing DECD's domestic trade webpage *

Google Analytics recorded 70,319 sessions by 50,930 users in the period between July 1, 2022 and June 30, 2023. The number of business users included in the total user number is not designated.

Number of businesses or domestic trade organizations receiving direct financial support, including businesses in economically disadvantaged areas of the state (economically distressed counties) and businesses owned by minorities *

0. The metrics listed in the individual business cases associated with the Domestic Trade Program (J.31.1, J.32.1, J.33.1, and J.34.1) were based on the KPIs for the entire Domestic Trade Program. Individual measures may not be applicable to all individual components. For this reason, metrics reported in the aforementioned Domestic Trade Program components should be viewed as a reflection of the progress made on the program as a whole.

Number of businesses that reported an increase in domestic sales as a result of receiving assistance from Maine's domestic trade recovery grant program *

0, data not yet available.

Percentage of businesses reporting an increase in sales as compared with the total number of businesses receiving grants *

The metrics listed in the individual business cases associated with the Domestic Trade Program (J.31.1, J.32.1, J.33.1, and J.34.1) were based on the KPIs for the entire Domestic Trade Program. Individual measures may not be applicable to all individual components. For this reason, metrics reported in the aforementioned Domestic Trade Program components should be viewed as a reflection of the progress made on the program as a whole.

If applicable, please provide any other information to provide context to project status or to help reader interpret results *

Metrics will be collected by the Domestic Trade Program Manager using exit surveys from businesses receiving technical assistance from the Domestic Trade Pilot Program. Exit surveys will be distributed no more than one year from when a business receives assistance from the program. A year is needed to gauge the effectiveness of the technical assistance and market data/analysis supplied to the businesses. Trade improvements do not happen quickly, but rather take time to yield quantifiable results via increased sales and increased market share.

Talent & Workforce Attraction

Project Information

Control Number *

K.35.1

Funding Amount

\$3,860,000

Initiative Name

Talent & Workforce Attraction

Project Name

Talent & Workforce Attraction

Sub-Expenditure Category

2.36-Aid to Other Impacted Industries

Project Overview

Project Description

This investment seeks to strategically attract out of state workers into Maine to fill critical positions in the State's key industries most impacted by the pandemic. This effort will compliment, expand and/or strengthen existing efforts in the State to meet a similar goal. It will have three main components: 1. Overarching and coordinated marketing workforce attraction strategy 2. Connecting these workers with coordinated and integrated employment opportunities, including any training, retraining or upskilling. 3. Supporting employers to successfully to attract, hire, onboard and retain these workers, as well as connecting them to relevant existing supports.

Schedule / Timeline

The Jobs Plan was approved by the Legislature in July 2021 and the legislation enacting the Maine Jobs & Recovery Plan took effect October 18, 2021. This program was approved through the state's internal documentation process in September 2022, and is in progress

Partners

Dept. of Labor and Department of Health and Human Services are the primary State Agency partners

Link to Project Website

<https://www.maine.gov/jobsplan/program/welcome-home-talent-attraction-program>

Key Performance Indicators

Number of businesses or community organizations receiving technical assistance *

507 employers registered for the REACH Employer Summit with a total of 363 registered as attending the conference. Data was collected from active registrations and participation recorded using the Slido app which recorded attendance at each session and through a follow-on attendee survey.

Number of individuals receiving career development or job training assistance *

0, this portion of the program has not yet begun.

Number of individuals receiving financial assistance for education *

0, this portion of the program has not begun.

Number of employers engaged *

507 employers registered for the REACH Employer Summit with a total of 363 registered attending the conference (308 in-person, 55 virtual).

Number of people engaged through workforce attraction marketing efforts *

0, this portion of the program has not begun.

If applicable, please provide any other information to provide context to project status or to help reader interpret results *

DECD (in partnership with DOL) hosted an employer summit in May 2023. The goal of the summit was multipronged: to raise awareness among Maine employers about the workforce situation in Maine and the MJRP and other resources that existed to support their workforce challenges from pilot transportation programs to how to uniquely attract and retain from key populations.

Talent & Workforce Attraction - 2 WCC

Project Information

Control Number *

K.35.2

Funding Amount

\$1,140,000

Initiative Name

Talent & Workforce Attraction

Project Name

Talent & Workforce Attraction - 2 WCC

Sub-Expenditure Category

2.10-Assistance to Unemployed or Underemployed Workers (e.g. job training, subsidized employment, employment supports or i

Project Overview

Project Description

With the addition of MJRP funds, the Boston Federal Reserve will be able to expand targeted support for workforce development in six low- and moderate-income communities working to recover from negative economic impacts of the pandemic.

The Boston Fed will be the subrecipient for the funding in this business case and will deploy the funds to six communities through awards to a mix of municipalities and community organizations following project development and assessment against the criteria below. The Federal Reserve will be responsible for administering all subawards, monitoring compliance, and facilitating reporting consistent with UST requirements.

Allowable projects for use of these funds include:

- Job training, credential development, pre-apprenticeships, on-the-job training, industry career pathway programs, or other training-based assistance or delivery improvement of these programs
- Initiatives focused on improving job opportunities, attracting and retaining workers, and growing workforce participation
- Subsidized employment programs, apprenticeships, grants to hire underserved workers, retention supports for newly employed workers, or other hiring, development, or retention programs or incentives
- Development or enhancement of local job and workforce training centers, partnerships, evaluation, infrastructure, or technical education facilities or equipment
- Wraparound supports that reduce barriers to employment
- Help for unemployed to start small businesses

Schedule / Timeline

The Jobs Plan was approved by the Legislature in July 2021 and the legislation enacting the Maine Jobs & Recovery Plan took effect October 18, 2021. This program was approved through the state's internal documentation process in March 2022 and is now in progress.

Partners

Department of Economic and Community Development, Department of Health and Human Services and Dept. of Labor will be involved in the execution work of the communities.

Link to Project Website

<https://www.maine.gov/jobsplan/program/welcome-home-talent-attraction-program>

Use of Evidence

Whether SLFRF funds are being used for evidence-based interventions *

Yes No Not Applicable

Please describe the evidence base for the interventions funded by the project *

The WCC has been implemented in several other states. The scale of the investment in order to achieve meaningful impact has been proven across New England. In addition, each community had to submit individual budgets to align their activities with their projected results.

The dollar amount of the total project spending that is allocated towards evidence-based interventions (If Applicable) *

\$1,140,000

Whether a program evaluation of the project is being conducted *

Yes No Not Applicable

Please describe evaluation design as noted in **Coronavirus State and Local Fiscal Recovery Funds Compliance** and Reporting Guidance pg. 38 *

The Boston Federal Reserve Bank/BlueHub Financial will be conducting an evaluation this program as part of their overall review of the Working Communities Challenge. As such this evaluation will pull data from project across the State in an effort to demonstrate the success of the initiatives being conducted in historically disadvantaged communities. One goal of the Working Communities Challenge is to identify processes and efforts that can be replicated in other environments to support economic advances.

Key Performance Indicators

Number of businesses or community organizations receiving economic assistance *

0, program not begun.

Number of new career development or job training programs offered *

0, program not begun.

Number of newly employed or re-employed individuals *

0, program not begun.

Number of Industries supported as a result of the project *

0, program not begun.

The Boston Fed will share teams' progress toward the following performance indicators:
Workforce participation rates in participating communities – Department of Labor published reports , Wage growth in low income sectors in participating communities – Department of Labor wage data, Number of people in workforce – census data *

0, program not begun.

• Number of workers enrolled in sectoral job training programs *

0, program not begun.

• Number of workers completing sectoral job training programs *

0, program not begun.

• Number of people participating in summer youth employment programs *

0, program not begun.

If applicable, please provide any other information to provide context to project status or to help reader interpret results *

Partners for this program will begin implementation in Q1 of FY24.

Healthcare Workforce Recruitment

Project Information

Control Number *

K.36.1

Funding Amount

\$1,000,000

Initiative Name

Healthcare Workforce Recruitment

Project Name

Healthcare Workforce Recruitment

Sub-Expenditure Category

2.36-Aid to Other Impacted Industries

Project Overview

Project Description

Provides one-time funding to support nursing home, federally qualified health center and hospital health care recruitment efforts to address critical health care workforce shortages to be spent as part of a collaborative public-private partnership with providers.

Schedule / Timeline

The Jobs Plan was approved by the Legislature in July 2021 and the legislation enacting the Maine Jobs & Recovery Plan took effect October 18, 2021. This program became active in April 2022.

Partners

Collaboration with the following healthcare sector partners:
- Maine Hospital Association, Maine Primary Care Association, Maine Healthcare Association.
-Advisory committee to provide input into campaign development: Department of Economic and Community Development; Dept. of Labor; Department of Health and Human Services. Marketing: Live Work Maine

Link to Project Website

<https://www.maine.gov/jobsplan/program/health-care-recruitment-campaigns>

Key Performance Indicators

Number of newly employed or re-employed individuals *

Our Marketing efforts can track web analytics to show how many candidates viewed health care jobs. We can also track how many candidates clicked the apply button. Once they are referred directly to the health care employer, we do not have the ability to track who was hired.

(Determining if this measure needs to be amended in the next reporting cycle. We can track the number of web site views and "apply" button clicks.)

This is a marketing and workforce attraction campaign aimed at increasing the healthcare workforce. We will work closely with the selected marketing vendors to capture website impressions as well as track the number of conversions—or the number of individuals who enter thru the established campaign microsite and ultimately register for a training, internship, credential or apply for a job. We will conduct follow up outreach as capacity allows with individuals captured through the campaign to collect this information, as well as work with employers and training provider partners to supplement it.

-Analysis of demographics or individuals reach and affected through campaign: To ensure we reach the intended target audiences, we will capture select demographics of individuals upon translating from an impression to a conversion (registering for course, applying for job, etc.) We will also work with our marketing vendors to capture this info based on social media/web activity or ad placement among communities to understand who is being reached effectively.

-Satisfaction of health care employers with direct care campaign: In addition to job placements from jobseekers, we will seek to capture effects of the marketing campaign on healthcare employers to understand if it resulted in newly acquired talent. We will collect this via employer outreach at various points throughout the campaign, asking employers to report on the number of new hires or new connections made due to marketing campaign. *

For the first year of the health workforce attraction campaign, we contracted with Live and Work in Maine. They created a multi-pronged strategy which included material specific to younger workers, high school students and guidance counselors highlighting career paths in healthcare; marketing health sector jobs through radio, streaming, youtube and other platforms; highlighting tuition and training available; and highlighting the benefits of living in Maine while working in healthcare. <https://healthcare.liveandworkinmaine.com>

In Calendar Year 2022 we achieved the following results on the Live and Work in Maine job board:

Healthcare Jobs Posted: 46,209 (multiple health sector employers and multiple positions at each employer)

Views of Healthcare Jobs: 147,891 (website impressions)

Candidates applying to jobs: 2,601 (new connections made through attraction efforts, candidates applying directly on the Live and Work in Maine job board)

Employer partners have been pleased with the results. MaineHealth, one of the largest health systems and employers in the state, provided the following quote as feedback. "We have consistently observed meaningful results related to the impact of their job board, but have also benefited significantly from the quality talent leads generated through their tremendous work marketing the State of Maine. We consider the Live and Work in Maine team an invaluable partner and look forward to continuing to work closely with them on efforts to attract talent to the state's workforce."

-- Jamie Galanif, Manager, Talent Acquisition (MaineHealth)

If applicable, please provide any other information to provide context to project status or to help reader interpret results *

Please note, K 36.1 and K 36.2 are related strategies. We extended the Live and Work in Maine contract for CY 23.

Healthcare Workforce Recruitment FY23

Project Information

Control Number *

K.36.2

Funding Amount

\$1,500,000

Initiative Name

Healthcare Workforce Recruitment

Project Name

Healthcare Workforce Recruitment FY23

Sub-Expenditure Category

2.36-Aid to Other Impacted Industries

Project Overview

Project Description

Provides one-time funding to support nursing home, federally qualified health center and hospital health care recruitment efforts to address critical health care workforce shortages to be spent as part of a collaborative public-private partnership with providers. This project will include a marketing strategy, a healthcare related job board, and a website highlighting career pathways, healthcare related training programs and resources such as tuition remission and loan forgiveness for individuals working in the healthcare sector.

Schedule / Timeline

The Jobs Plan was approved by the Legislature in July 2021 and the legislation enacting the Maine Jobs & Recovery Plan took effect October 18, 2021. This program was approved through the state's internal documentation process in February 2023 and is now pending launch.

Partners

Collaboration with the following healthcare sector partners:
- Maine Hospital Association, Maine Primary Care Association, Maine Healthcare Association.
-Advisory committee to provide input into campaign development: Department of Economic and Community Development; Dept. of Labor; Department of Health and Human Services.

Link to Project Website

<https://www.maine.gov/jobsplan/program/health-care-recruitment-campaigns>

Key Performance Indicators

Number of newly employed or re-employed individuals *

Our marketing efforts can track web analytics to show how many candidates viewed health care jobs. We can also track how many candidates clicked the apply button. Once they are referred directly to the health care employer, we do not have the ability to track who was hired. (Determining if this measure needs to be amended in the next reporting cycle. We can track the number of web site views and "apply" button clicks.)

This is a marketing and workforce attraction campaign aimed at increasing the healthcare workforce. We will work closely with the selected marketing vendors to capture website impressions as well as track the number of conversions—or the number of individuals who enter thru the established campaign microsite and ultimately register for a training, internship, credential or apply for a job. We will conduct follow up outreach as capacity allows with individuals captured through the campaign to collect this information, as well as work with employers and training provider partners to supplement it.

-Analysis of demographics or individuals reach and affected through campaign: To ensure we reach the intended target audiences, we will capture select demographics of individuals upon translating from an impression to a conversion (registering for course, applying for job, etc.) We will also work with our marketing vendors to capture this info based on social media/web activity or ad placement among communities to understand who is being reached effectively.

-Satisfaction of health care employers with direct care campaign: In addition to job placements from jobseekers, we will seek to capture effects of the marketing campaign on healthcare employers to understand if it resulted in newly acquired talent. We will collect this via employer outreach at various points throughout the campaign, asking employers to report on the number of new hires or new connections made due to marketing campaign. *

As noted in K.36.1, this is a continuation of an existing strategy. Based on successful outcomes, we extended the Live and Work in Maine contract through calendar year 2023. They will re-run the ads deemed most successful in 2022 to drive traffic to the job board with a planned summer/fall 2023 media push. The following metrics are reflective of numbers PRIOR to the fall 2023 media push. Updated metrics will be added for the next reporting cycle.

From January 1, 2023 through July 1, 2023, we achieved the following results on the Live and Work in Maine job board:

Healthcare Jobs Posted: 21,664 (multiple health sector employers and multiple positions at each employer)

Views of Healthcare Jobs: 59,235 (website impressions)

Candidates applying to jobs: 1,245 (new connections made through attraction efforts, candidates applying directly on the Live and Work in Maine job board)

In addition to the Live and Work in Maine job board, we are also making improvements to the website which highlights training opportunities in the health sector. <https://www.maine.gov/healthcaretrainingforme>

An RFP is currently in development to procure a master calendar tool which can pull health related training offerings from multiple training partners into one centralized calendar.

If applicable, please provide any other information to provide context to project status or to help reader interpret results *

K.36.1 and k.36.2 are the same project that was broken out into 2 business cases over 2 years.

Reimbursement of Board Expenses

Project Information

Control Number *

KK.108.1

Funding Amount

\$9,600

Initiative Name

Reimbursement of Board Expenses

Project Name

Reimbursement of Board Expenses

Sub-Expenditure Category

6.1-Provision of Government Services

Project Overview

Project Description

With funding from the Maine Jobs and Recovery Plan, the Maine Department of Agriculture, Conservation, and Forestry is establishing the Maine Agriculture, Food, and Forest Products Investment Fund to help spur economic recovery through innovative investments in the sector. This portion of the funding will be used to reimburse incidental expenses by members of the Fund's board. Established under LD 1773, the Fund will have far-reaching and long-lasting impacts across the agriculture, food, and forestry sectors. This program will help stimulate near-term economic recovery among farms and businesses negatively impacted by the COVID-19 pandemic by providing appropriately structured and scaled financial resources that encourage sustainable growth and resilience. The Advisory Board established under LD 1733 will perform a critical role related to governance and administration of the Investment Fund, thereby directly impacting the farms and small businesses that represent the prospective applicant pool for this particular resource. Funding for board reimbursement, as outlined in LD 1733, will enable participation of appropriately experienced and diverse Board Members.

Schedule / Timeline

The Jobs Plan was approved by the Legislature in July 2021 and the legislation enacting the Maine Jobs & Recovery Plan took effect October 18, 2021. This program was approved through the state's internal documentation process in May 2022 and is now pending launch.

Partners

Maine Department of Agriculture, Conservation, and Forestry is continuously collaborating with the Department of Economic and Community Development, per the language in LD 1733. Maine Department of Agriculture, Conservation, and Forestry is also working closely with Coastal Enterprises, Inc. (CEI), which played an important role in developing the concept for the investment fund. The Department has already identified a contractor to conduct the assessment activities outlined in LD 1733 that will inform the design of the fund, including advisory board composition.

Link to Project Website

<https://www.maine.gov/jobsplan/program/designing-maine-agriculture-food-forest-products-investment-fund>

Key Performance Indicators

Number of Board Members recruited to participate *

The Board has not yet been assembled. There is no data to report.

Number of Board Members that remain active *

The Board has not yet been assembled. There is no data to report.

Number of Board Members from underrepresented communities *

The Board has not yet been assembled. There is no data to report.

Reimbursement (total and by member) for the purposes of annual reporting (e.g., to the Maine State Legislature) *

The Board has not yet been assembled. There is no data to report.

Reimbursement (total and by member) for the purposes of budget management *

The Board has not yet been assembled. There is no data to report.

Reimbursement (total and by member) for the purposes of expense projections that may influence future policy amendments or changes to Fund operations. *

The Board has not yet been assembled. There is no data to report.

If applicable, please provide any other information to provide context to project status or to help reader interpret results *

N/A

Youth Career Exploration

Project Information

Control Number *

L37.1

Funding Amount

\$25,000,000

Initiative Name

Youth Career Exploration

Project Name

Youth Career Exploration

Sub-Expenditure Category

2.10-Assistance to Unemployed or Underemployed Workers (e.g. job training, subsidized employment, employment supports or i

Project Overview

Project Description

The Youth Career Exploration Program will expand on existing Career Exploration programming in high schools and communities in key parts of Maine and establish infrastructure to support this programming beyond the federal funding for this initiative. Activities include:

- DECD will transfer funding to the DOE to oversee a grant process for high schools and community groups to expand ELOs in high schools to support students in acquiring knowledge and skills through flexible instruction or study outside of the traditional classroom. This effort will focus on connecting as many students as possible to work experience.
- Provide one-time funding to expand JMG career exploration work at Maine's high schools to support more students participating in ELOs, meaningful paid work experience, and attaining of credentials/badges to prepare them for future employment and/or post-secondary degree programs. JMG will increase ELO staffing to include business specialists to connect with employers. Funding is also identified for JMG to secure technology such as a volunteer management tool and marketing to promote and support the program. Lastly JMG will develop a new Learning Management System to support ELO coordinators.
- DECD will work with GOPIF to manage the Children's Cabinet execution of a pilot project to provide grant funding to community groups to support disconnected and under-represented youth in career exploration and meaningful paid work programming.

Schedule / Timeline

The Jobs Plan was approved by the Legislature in July 2021 and the legislation enacting the Maine Jobs & Recovery Plan took effect October 18, 2021. This program became active in April 2022, funding programs at over 100 schools and adult education centers statewide.

Partners

Department of Economic and Community Development – implementation lead, Childrens Cabinet – pilots for disconnected and highly affected youth, Dept. of Labor – collaborative partner connecting with overall vision, preapprenticeships and progressive employment model, Dept. of Education – collaborative partner on extended learning opportunities (ELO) opportunities, C3, and Life & Career Ready programs

Jobs for Maine Graduates (JMG) – legislatively named intermediary and collaborative partner. The Youth Career Exploration program will be led by JMG as indicated in S.P. 577 – L.D/ 1733 with oversight provided by Department of Economic and Community Development. JMG will utilize existing reporting tools available to both JMG and Dept. of Education to identify and manage participants. Department of Economic and Community Development will work with JMG to determine the proper lead for managing and executing payroll and staffing efforts.

The ELO and JMG coordinators will lead the business coordination efforts in their respective areas and Department of Economic and Community Development will be the interface for statewide organization efforts, leaving local representatives to manage the execution of the program at the community level.

Link to Project Website

<https://www.maine.gov/jobsplan/program/maine-career-exploration-program>

Use of Evidence

Whether SLFRF funds are being used for evidence-based interventions *

Yes No Not Applicable

Please describe the evidence base for the interventions funded by the project *

As noted in the P1 Risk Assessment, the Center for Workforce Research and Information (CWRI) has reported that overall unemployment for workers aged 16-24 jumped from 8.4% to 24.4% between 2019 and 2020. Workers under the age of 25 with a high school diploma or less were particularly affected. By promoting job exploration and credentialing targeted to this affected segment of the workforce, this program will empower those entering the workforce to be more attractive to existing business and help them compete in a redeveloping work environment.

The dollar amount of the total project spending that is allocated towards evidence-based interventions (If Applicable) *

\$25,000,000

Whether a program evaluation of the project is being conducted *

Yes No Not Applicable

Please describe evaluation design as noted in **Coronavirus State and Local Fiscal Recovery Funds Compliance** and Reporting Guidance pg. 38 *

Through the Maine Jobs & Recovery Plan, the Departments of Economic & Community Development (DECD) and Education (DOE), along with the Governor's Office of Policy Innovation & the Future (GOPIF), are launching a pilot program to provide meaningful paid work experience to an initial cohort of around 6,000 youths ages 16-24 throughout the state. A key objective of this pilot program is to determine the effectiveness of the various strategies employed over the first iteration of this program, to understand how to improve outcomes and expand program reach over the coming years. The University of Southern Maine will work with DECD and GOPIF to design, test, and implement an evaluation plan to determine the program's short- and long-term impacts on the participating youth population.

Key Performance Indicators

Number of individuals enrolling in an internship, apprenticeship, or pre-apprenticeship program *

2,894

Number of individuals receiving career development or job training assistance *

7,492

Number of workers earning a license or credential *

0. This is to be determined through future reports.

Number of new career development or job training programs offered *

121

Number of newly employed or re-employed individuals *

0. This is to be determined through future reports.

Participation in funded experiential learning programs *

2791 -Number of partnership engagements in or out of school (job shadows / guest speakers / field trips)

Number of micro credentials of badges awarded by the program *

1507 Students have completed the Maine Career Exploration Badge through JMG

Student and Employer satisfaction with this program as captured through periodic interviews and surveys of participants *

To date, periodic interviews and surveys of participants indicate overall program satisfaction: "I feel like this is actually helping me figure out what I want to do with my life, and showing me that I have a lot of options,"
-ELO student @ Belfast Area High School

• Number of workers enrolled in sectoral job training programs *

0. This is to be determined through future reports.

• Number of workers completing sectoral job training programs *

0. This is to be determined through future reports.

• Number of people participating in summer youth employment programs *

0. This is to be determined through future reports.

If applicable, please provide any other information to provide context to project status or to help reader interpret results *

There are several programs that are engaging in the Associated General Contractors of Maine's training academy but are not yet complete. Data is expected in Q1 FY24.

Youth Pre-apprenticeship Programs

Project Information

Control Number *

L38.1

Funding Amount

\$3,000,000

Initiative Name

Youth Pre-apprenticeship Programs

Project Name

Youth Pre-apprenticeship Programs

Sub-Expenditure Category

2.10-Assistance to Unemployed or Underemployed Workers (e.g. job training, subsidized employment, employment supports or i

Project Overview

Project Description

The Maine Apprenticeship Program is leveraging ARPA and additional federal grant funds to accomplish the following three goals: 1: Expand high-quality pre & apprenticeships; 2: Increase number of under-represented workers in apprenticeship; 3: Develop an integrated & effective statewide apprenticeship system. A core strategy of apprenticeship expansion will be partnering with Maine's businesses and industry associations, unions, education and training providers, and community-based organizations to develop new pre-apprenticeship programs. High-quality pre-apprenticeship programs provide foundational job and soft-skill training necessary to bridge trainees to successful employment as apprentices. Pre-apprenticeship programs can be delivered through high schools, adult education providers, community colleges, employers, labor organizations, community-based organizations or workforce agencies. These initiatives will be targeted at youth (ages 16 – 24) at Career and Technical Education (CTE) schools, high schools and out-of-school youth in need of a connection to gainful employment leading to financial stability and professional success.

Schedule / Timeline

The Jobs Plan was approved by the Legislature in July 2021 and the legislation enacting the Maine Jobs & Recovery Plan took effect October 18, 2021. This program became active in January 2022.

Partners

Dept. of Education - Career and Technical Education Director , connection to CTE center programming statewide
Maine Community College System – Deputy Director of Workforce Development, primary Maine Community College System Quality Center contact for Dept. of Labor working toward recognizing opportunities for Maine Community College System and Dept. of Labor to leverage and braid resources
Department of Economic and Community Development – Economic Development Coordination, identifying synergy possibilities between Department of Economic and Community Development efforts and Dept. of Labor efforts related to Career Exploration
Governor's Children's Cabinet -, Senior Policy Analyst and Children's Cabinet Coordinator, identifies connection opportunities between work of the Children's Cabinet and Dept. of Labor apprenticeship programming for youth

Link to Project Website

<https://www.maine.gov/jobsplan/program/maine-apprenticeship-program-expansion>

Use of Evidence

Whether SLFRF funds are being used for evidence-based interventions *

Yes No Not Applicable

Please describe the evidence base for the interventions funded by the project *

Results For America (source) rated “registered apprenticeship” as having a strong evidence base and cited the outcomes and impact after extensive national review:

- Increased employment rate by 8.6 percentage points
- Estimated career earnings average of \$240,037 more than for similar nonparticipants
- Over the career of an apprenticeship, the estimated social benefits exceed the social costs by more than \$49,000

Based on Maine-specific data within the Maine apprenticeship program, recent apprentices realized, on average, a 40% growth in wages and 94% maintained employment with sponsor employer. Additionally, apprenticeship benefits cited by sponsoring employers include reducing employee turnover and increasing productivity, quality, safety, and worker versatility

The dollar amount of the total project spending that is allocated towards evidence-based interventions (If Applicable) *

\$3,000,000

Whether a program evaluation of the project is being conducted *

Yes No Not Applicable

Please describe evaluation design as noted in **Coronavirus State and Local Fiscal Recovery Funds Compliance** and Reporting Guidance pg. 38 *

Apprenticeship: A program evaluation will be conducted to understand the employment and wage outcomes of apprenticeship participants. The evaluation will examine the employment rates and wages prior to enrollment and after program completion. The evaluation will also consider industry retention among program completers. Outcomes will be disaggregated by demographic group and industry subsector where sample sizes are sufficient large enough—though likely to include gender, age and geographic region. The full evaluation will begin after program close—starting in December 2024.

Key Performance Indicators

Number of businesses or community organizations receiving economic assistance *

8 employers/organizations directly receiving MJRP funding to develop new or expand existing apprenticeship or pre-apprenticeship programs

Number of individuals enrolling in an internship, apprenticeship, or pre-apprenticeship program *

29

Number of new career development or job training programs offered *

1

Analysis of demographics/geographic info of apprentices and pre-apprentices. Demographic information on individuals served will be collected via MJL and will be reviewed quarterly to monitor which communities are accessing services, and within those communities which populations, including a disaggregation by race and ethnicity. Age range, veteran status, geographic substate region, socioeconomic status, disability, and ethnicity/race will be tracked & disaggregated. *

Demographics for individuals served across P.51, H.24, L.38, I.30 are reported in P.51.2 business case

Wages: In addition, we will track wage growth (starting & ending wage) for registered apprenticeship participants *

Will be tracked in longer term outcomes due to wage match lag

Program persistence & completion: To understand the effectiveness of program's and introduce additional supports where needed, MAP tracks apprenticeship program persistence and completion rates *

Will be tracked in longer term outcomes once programs complete

• Number of workers enrolled in sectoral job training programs *

29

• Number of workers completing sectoral job training programs *

0

• Number of people participating in summer youth employment programs *

0

If applicable, please provide any other information to provide context to project status or to help reader interpret results *

n/a

Regional Education Representative

Project Information

Control Number *

LL.110.1

Funding Amount

\$183,366

Initiative Name

Regional Education Representative

Project Name

Regional Education Representative

Sub-Expenditure Category

2.10-Assistance to Unemployed or Underemployed Workers (e.g. job training, subsidized employment, employment supports or i

Project Overview

Project Description

The Maine Department of Education Regional Representative position will play an important role in program design and monitoring to determine progress of the College and Career Success and Career navigation programs. The DOE position will provide training, support, and technical assistance for the seven college and career success coordinators and the four career advancement and navigation specialists working with populations that have been impacted by COVID-19. Eligible participants are those who are unemployed, underemployed, low socio-economic learners, and English language learners who are seeking a new and distinct pathway for education and training. The DOE Regional Representative will also work with local providers to implement grant funded projects to initiate or expand English language acquisition courses as well as job training programs to meet workforce needs of employer partners.

Schedule / Timeline

The Jobs Plan was approved by the Legislature in July 2021 and the legislation enacting the Maine Jobs & Recovery Plan took effect October 18, 2021. This program became active in April 2022.

Partners

Commissioner, Maine Department of Education
Office of Policy, Innovation, and the Future
Director of Adult Education, Maine Department of Education
President, Maine Adult Education Association
Executive Director, Maine Adult Education Association

Link to Project Website

<https://www.maine.gov/jobsplan/program/career-advancement-and-navigation-pilot-program>

Use of Evidence

Whether SLFRF funds are being used for evidence-based interventions *

Yes No Not Applicable

The dollar amount of the total project spending that is allocated towards evidence-based interventions (If Applicable) *

Whether a program evaluation of the project is being conducted *

Yes No Not Applicable

Key Performance Indicators

- Number of workers enrolled in sectoral job training programs

0-This is UST Mandated Reporting Measure for sub expenditure category 2.10. Measure is not applicable to this project.

- Number of workers completing sectoral job training programs

0-This is UST Mandated Reporting Measure for sub expenditure category 2.10. Measure is not applicable to this project.

OUTPUT MEASURES: a) Creation of intake form b) Creation of career plan template c) Creation of marketing materials d) Creation of data gathering and reporting tools to track: - how many people were informed of the programming; how many were in each sub-population; how many completed intakes; how many created career plan; how many informational meetings were held; how many employers were talked to; how many individuals referred to other agencies and for what purposes; inter-agency partnerships established - Development of a reporting time table e) Training plan for Navigators and local adult education providers on the purpose, goals, outcomes and roles of the navigator program f) Use of 4 marketing channels

0. Measure is related to staffing project LL.111.0. Please refer to the measures listed in that project.

If applicable, please provide any other information to provide context to project status or to help reader interpret results

An increase in the participation within the sub-populations of eligible participants

0. Measure is related to staffing project LL.111.0. Please refer to the measures listed in that project.

- Number of people participating in summer youth employment programs

0-This is UST Mandated Reporting Measure for sub expenditure category 2.10. Measure is not applicable to this project.

Number of individuals receiving career development or job training assistance

0. Measure is related to staffing project LL.111.0. Please refer to the measures listed in that project.

OUTCOME MEASURES: a) As we do not know which categories within the funding categories that local providers will have the need to apply for, we will measure success by the increase in numbers of ESL courses; the number of contextualized ESL courses; the number of training programs with employers b) Use of intake form with 400 participants c) Arrange with MDOL data group to conduct employment data matching for participants d) The number of adult education enrollees and completers will increase e) The number of participants entering post-secondary or employment will increase f) 35% of participants will receive an industry recognized credential g) The number of ELL participants make an English language proficiency gain will increase by 30%

0. Measure is related to staffing project LL.111.0. Please refer to the measures listed in that project.

Career Advancement & Navigation Specialists

Project Information

Control Number *

LL.111.1

Funding Amount

\$592,319

Initiative Name

Career Advancement & Navigation Specialists

Project Name

Career Advancement & Navigation Specialists

Sub-Expenditure Category

2.10-Assistance to Unemployed or Underemployed Workers (e.g. job training, subsidized employment, employment supports or i

Project Overview

Project Description

Career Advancement & Navigation Specialists: Regional adult education programs will hire local talent to serve as career advancement and navigation specialists to identify, support, and coach unemployed, underemployed, low-socioeconomic learners, and adults seeking a new and distinct pathways for education and training. The DOE's adult education team will provide training, support, and technical assistance for career and navigation specialists.

Schedule / Timeline

The Jobs Plan was approved by the Legislature in July 2021 and the legislation enacting the Maine Jobs & Recovery Plan took effect October 18, 2021. This program became active in April 2022.

Partners

Commissioner, Maine Department of Education
Office of Policy, Innovation, and the Future
Director of Adult Education, Maine Department of Education
President, Maine Adult Education Association
Executive Director, Maine Hospitality Association
Executive Director, Maine Manufacturer's Association

Executive	Director,	Maine	Adult	Education	Association
-----------	-----------	-------	-------	-----------	-------------

Link to Project Website

<https://www.maine.gov/jobsplan/program/career-advancement-and-navigation-pilot-program>

Use of Evidence

Whether SLFRF funds are being used for evidence-based interventions *

Yes No Not Applicable

Please describe the evidence base for the interventions funded by the project *

This project is modeled after successful career advancement and navigation specialist programs in other states. For several years, Maine Adult Education has used advisors in the navigator role in the Maine College and Career Access program. Research and applied practice have determined that the intentional connection between learner and advisor/navigator/coach helps students increase feelings of engagement with their education and workforce training programs as a result of feeling they are known, that their success is important to their instructors and navigators, and received access to other support services they might benefit from. The Workforce Strategies Initiatives at the Aspen Institute reported the following: A growing body of practice and data suggests that college/career navigation assistance programs are drivers of student retention, completion of training programs, and employment advancement for nontraditional students. This somewhat new specialized role is gaining attention across the country to close the gap in helping low-income individuals access and succeed in college programs, attain credentials, and ultimately pursue quality careers. The professionals providing these services range in their scope of work, target populations served, and by title; some are referred to as adult career coaches, career advisors, global career development facilitators, career counselors, among other titles. The Second Year of Accelerating Opportunity: Implementation Findings from the States and Colleges | Full Report | Urban Institute Findings in this journal credit a "navigator", "success coach", or "transition coordinator" outside the classroom as an important resource in connecting students to necessary services. "Navigators were often instrumental in linking students to support services available both on campus and in the community."

The dollar amount of the total project spending that is allocated towards evidence-based interventions (If Applicable) *

\$592,319

Whether a program evaluation of the project is being conducted *

Yes No Not Applicable

Key Performance Indicators

Number of individuals receiving career development or job training assistance *

170 participants, as recorded in MaineSTARS as having completed an intake as of May 2023

OUTPUT MEASURES: a) Creation of intake form b) Creation of career plan template c) Creation of marketing materials d) Creation of data gathering and reporting tools to track: - how many people were informed of the programming; how many were in each sub-population; how many completed intakes; how many created career plan; how many informational meetings were held; how many employers were talked to; how many individuals referred to other agencies and for what purposes; inter-agency partnerships established - Development of a reporting time table e) Training plan for Navigators and local adult education providers on the purpose, goals, outcomes and roles of the navigator program f) Use of 4 marketing channels *

a) Yes

b) Yes, multiple versions have been created and available based on participant needs.

c) Yes, both print and online.

d) Yes, via MaineSTARS and excel.

- There have been 459 contacts (participants and potential participants). Demographics include 114 unemployed participants, 80 people of color, 96 women, 57 English Language Learners, 47 people with low to low-moderate incomes and 36 under-employed people. 170 participants completed intake forms. 95 participants created a career plan. There were 81 information meetings. There were 160 employers talked to.

- 70 referrals to other agencies for a large variety of services such as housing, translation services, food assistance, and education. 88 inter-agency partnerships were made. A few examples of partnerships in the Maine Retail Association, the Jewish Community Alliance, the Maine Career Exploration Project and the DOL.

- Yes, there are quarterly reports with deadlines for both fiscal and narrative reports as well as the compiled reports.

e) All navigators have been trained in the requirements of the grant that relate to their role, priorities, and goals of the grant/program as part of their onboarding. The goals of the grant and other aspects were also shared statewide at an Adult Education Director's meeting in November 2022. AE employees that serve as fiscal agents receive regular support regarding the grant on a monthly group basis as well as individually as needed. Local Adult Education providers have been offered support and contact from the navigator associated with their region.

f) Yes, all Navigators have a flyer that is used both in print and online as well as business cards. Social media and QR codes groups have been developed, articles in the newspaper have been published, rotating slides at a movie theatre and career fairs have been developed, as well as extensive marketing through word of mouth (visiting classrooms at AE, offering services at libraries, career centers, and to jails and recovery centers, as well as referrals from agencies and colleagues within CCs and AE).

OUTCOME MEASURES: a) 4 Navigators and staff at 70 local adult education providers will be trained resulting in heightened awareness of the Navigator program and its goals b) Project will be promoted through: MDOE and adult education provider websites; Facebook; Informal methods such as Community gatherings, church bulletins, neighborhood associations; immigrant groups; Workforce partners (DOL, DHHS, Workforce Boards, Post-secondary: websites, trade association, association websites and newsletters c) Navigators will know how to successfully complete intake forms, assist participants in completing career plans, accurately gather, analyze and complete data reports and narratives at least quarterly *

a) All navigators have been trained in the requirements of the grant that relate to their role, priorities, and goals of the grant/program as part of their onboarding. The goals of the grant and other aspects were also shared statewide at an Adult Education Director's meeting in November 2022. AE employees that serve as fiscal agents receive regular support regarding the grant on a monthly group basis as well as individually as needed. Local Adult Education providers have been offered support and contact from the navigator associated with their region.

b) Yes, a DOE website has been developed (press release draft is complete and waiting to be published). Advertisements are on social media such as Facebook and informal methods such as flyers in public areas that the navigators serve.

c) Yes.

OUTCOME MEASURES: a) As we do not know which categories within the funding categories that local providers will have the need to apply for, we will measure success by the increase in numbers of ESL courses; the number of contextualized ESL courses; the number of training programs with employers b) Use of intake form with 400 participants c) Arrange with MDOL data group to conduct employment data matching for participants d) The number of adult education enrollees and completers will increase e) The number of participants entering post-secondary or employment will increase f) 35% of participants will receive an industry recognized credential g) The number of ELL participants make an English language proficiency gain will increase by 30% *

- a) Not Started.
- b) 170 intakes have been collected thus far by individual participants; the measure of success in intakes as stated in the contract is 200.
- c) 95 career plans have been completed; the measure of success outlined in the contract is 160 career plans for navigators.
- d) Enrollees have increased. No tracking for this data is in the navigators' contracts.
- e) Yes, navigators have helped participants enter employment as well as referred them to post-secondary programs.
- f) 16 participants have enrolled in sectorial job training and one has completed as of 3/31/23.
- g) Navigators will be referring client to ELL classes in partnership with the SMW grant and have as needed as well.

Navigator and local adult education programs will distribute translated information through print flyers, web, community contacts *

completed less than 50%

An increase in the participation within the sub-populations of eligible participants *

Yes

The number of ELL participants make an English language proficiency gain will increase by 30% *

Not yet started tracking yet though Navigator help people to get into English language classes as indicated.

• Number of workers enrolled in sectoral job training programs *

17

• Number of workers completing sectoral job training programs *

1

• Number of people participating in summer youth employment programs *

0

If applicable, please provide any other information to provide context to project status or to help reader interpret results *

It is noteworthy that Navigators are on track to exceed several goals that are in the contract such as having 400 contacts and 200 intakes. While two of the four started in the summer of 2022, the others started that fall in October and then in February of 2024. This is later than anticipated.

Career Advancement & Navigation Pilot

Project Information

Control Number *

LL.112.1

Funding Amount

\$5,006

Initiative Name

Career Advancement & Navigation Pilot

Project Name

Career Advancement & Navigation Pilot

Sub-Expenditure Category

2.10-Assistance to Unemployed or Underemployed Workers (e.g. job training, subsidized employment, employment supports or i

Project Overview

Project Description

These one-time funds are necessary to support the technology costs associated with the work of Maine Department of Education Office of Adult Education Regional Representative. This Regional Representative will serve as the coordinator for Career Advancement and Navigation Specialists and College and Career Success Coordinators. These positions will be located throughout the state to guide eligible participants in the development of career plans and making decisions regarding next steps for academic preparation, job training and entry into the employment. In addition, the Regional Representative will work with local adult education providers and employers to direct the implementation and monitoring of grants to initiate and expand English language acquisition and workforce training with eligible employers.

Schedule / Timeline

The Jobs Plan was approved by the Legislature in July 2021 and the legislation enacting the Maine Jobs & Recovery Plan took effect October 18, 2021. This program became active in April 2022.

Partners

Commissioner, Maine Department of Education
Office of Policy, Innovation, and the Future
Director of Adult Education, Maine Department of Education
President, Maine Adult Education Association Executive Director, Maine Adult Education Association

Link to Project Website

<https://www.maine.gov/jobsplan/program/career-advancement-and-navigation-pilot-program>

Use of Evidence

Whether SLFRF funds are being used for evidence-based interventions *

Yes No Not Applicable

The dollar amount of the total project spending that is allocated towards evidence-based interventions (If Applicable) *

Whether a program evaluation of the project is being conducted *

Yes No Not Applicable

Key Performance Indicators

• Number of workers enrolled in sectoral job training programs *

0-This is UST Mandated Reporting Measure for sub expenditure category 2.10. Measure is not applicable to this project.

• Number of workers completing sectoral job training programs *

0-This is UST Mandated Reporting Measure for sub expenditure category 2.10. Measure is not applicable to this project.

• Number of people participating in summer youth employment programs *

0-This is UST Mandated Reporting Measure for sub expenditure category 2.10. Measure is not applicable to this project.

If applicable, please provide any other information to provide context to project status or to help reader interpret results *

N/A, this funding is for technology cost for state position to support Control Number LL.111.1

Coworking Development

Project Information

Control Number *

M.40.1

Funding Amount

\$2,500,000

Initiative Name

Coworking Development

Project Name

Coworking Development

Sub-Expenditure Category

2.4-Household Assistance: Internet Access Programs

Project Overview

Project Description

In response to the COVID-19 pandemic, many employers and employees were forced to embrace the remote working environment to ensure that daily operations could continue. Nearly 51% of workers across the country have experienced at least some remote work during the pandemic according to 2022 study by Morning Consult. This program enables communities to aid citizens who find themselves in fully remote or hybrid work situations after the disruptions caused by the pandemic. Libraries are the original coworking space and the funds provided by this program will allow libraries to modernize their business offerings and appeal to the growing remote and hybrid worker.

Coworking facilities provide the logistical support necessary for remote workers to thrive away from the office. Coworking spaces are important for the small and mid-sized businesses that make up 75% of shared service center market. In Maine, small and mid-sized businesses make up the bulk of the employers; investing in coworking resources benefits the state by ensuring that the State's remote workforce has the services and structure it needs to compete in roles that are no longer tied to physical office space. The presence of modern coworking resources and services also makes Maine more attractive to industries with large remote workforces by demonstrating that the state has the resources, capabilities, and desire to support such work.

Schedule / Timeline

The Jobs Plan was approved by the Legislature in July 2021 and the legislation enacting the Maine Jobs & Recovery Plan took effect October 18, 2021. This program was approved through the state's internal documentation process in October 2022 and is now pending launch.

Partners

Key partners include the Maine Coworking Cohort, Main Street Maine, and the Maine Downtown Center. Partners also include the Maine Community College Foundation and its grant-funded work to support remote work in Maine. Department of Economic and Community Development will work closely with the Maine State Library to identify eligible public libraries and regions that can support the addition of coworking spaces.

Link to Project Website

<https://www.maine.gov/jobsplan/program/remote-worker-welcome-program>

Use of Evidence

Whether SLFRF funds are being used for evidence-based interventions *

Yes No Not Applicable

Please describe the evidence base for the interventions funded by the project *

The Tulsa Remote program executed by the Tulsa Oklahoma community is one instance where access to coworking spaces was part of the package offered to prospective remote workers willing to move to the region. A review of the program since its start in 2018 revealed that for every dollar spent on the attraction of remote workers, there was a \$13.77 return in new local labor income including the remote work income and induced local labor. Other studies specific to coworking environments suggest shared offices make 70% of their members healthier. 64% of people sharing an office with a coworker have improved on completing their tasks on time, and 68% say they are better focused. (Officevibe). Additional support in favor of increased coworking spaces comes from a recent Pew Research study that revealed that 60% of remote workers say that they feel less connected to coworkers and many cite that they do not have access to the resources they need. This is where coworking initiatives can offer support by creating a shared business resource and community center aimed at the remote working population.

The dollar amount of the total project spending that is allocated towards evidence-based interventions (If Applicable) *

\$2,000,000

Whether a program evaluation of the project is being conducted *

Yes No Not Applicable

Please describe evaluation design as noted in **Coronavirus State and Local Fiscal Recovery Funds Compliance** and Reporting Guidance pg. 38 *

The evaluation will focus (1) on the implementation, (2) the form the remote work program takes at different libraries with different challenges and users, (3) the nature of the challenges the individual libraries faced in setting up the program, and (4) the usage and success of the program in the various libraries. The information gathered would be both numerical and narrative and this would enable different audiences to use the information in ways that are helpful to them in using what is learned from the project and, if needed, improve the program.

Key Performance Indicators

Number of businesses or community organizations receiving economic assistance *

0, awards not yet made.

Number of businesses or community organizations receiving technical assistance *

0, awards not yet made.

Number of workers making use of new or newly enhanced coworking spaces. *

0, awards not yet made.

Length and nature of visits to coworking spaces in community libraries. *

0, awards not yet made.

The number of new remote worker library patrons. *

0, awards not yet made.

If applicable, please provide any other information to provide context to project status or to help reader interpret results *

This program is in the early stages and additional metrics are expected beginning Q1 FY24.

MCCS Workforce Development Plans

Project Information

Control Number *

N.41.1

Funding Amount

\$35,000,000

Initiative Name

MCCS Workforce Development Plans

Project Name

MCCS Workforce Development Plans

Sub-Expenditure Category

2.36-Aid to Other Impacted Industries

Project Overview

Project Description

The MCCS Maine Jobs and Recovery Plan initiative focuses on short-term trainings supporting industry sectors (Healthcare, The Green Economy, Manufacturing, Hospitality, Education, Computer Technology, and trades) negatively impacted (identified by the State, see attached document "Industries Negatively Impacted by the Pandemic- Workforce" dated December 3, 2021) by COVID-19 and provides training for 8,500 Mainers negatively impacted by COVID-19 seeking training in these impacted industry sectors. Individuals qualify based on previous employment in an impacted industry sector or by receiving training in targeted impacted industry sectors. Funding supports free training, the purchase of new equipment needed to stand up new trainings and added staffing for project management, instruction, and learner navigation.

Schedule / Timeline

The Jobs Plan was approved by the Legislature in July 2021 and the legislation enacting the Maine Jobs & Recovery Plan took effect October 18, 2021. This program became active in December 2021.

Partners

Maine Community College System partner organizations include our seven community colleges: Central Maine Community College, Eastern Maine Community College, Kennebec Valley Community College, Northern Maine Community College, Southern Maine Community College, Washington County Community College, York County Community College, and at our 4 off-site education locations including East Millinocket, Dover-Foxcroft, Brunswick, and Sanford. External partners include the State Workforce Board, Central-Western Maine Workforce Development Board, Coastal Counties Workforce Development Board, Northeastern Workforce Development Board, Department of Health and Human Services (Healthcare Workforce Development Manager), Dept. of Labor (Director of Employment Services), and Maine Adult Education. In addition to the above-mentioned partners, Maine Community College System actively participates in the Maine Jobs and Recovery Healthcare Coordination work group. Which is led by Dept of Labor, and includes representation from DHHS, U Maine System, and Maine Adult Education. The group is charged with statewide coordination of healthcare industry trainings supported by Maine Jobs and Recovery Funding. In addition to this group, Dan Belyea, Chief Workforce Development Officer, is participating in the Cabinet level discussions with Commissioners from Department of Health and Human Services, Department of Environmental Protection, Department of Education, Department of Environmental Protection, Department of Labor, Department of Environmental

Protection of Community & Economic Development, University of Maine System, and the Governor's Office of Innovation.

Link to Project Website

<https://www.maine.gov/jobsplan/program/maine-community-college-system-workforce-training-programs>

Key Performance Indicators

Number of individuals receiving financial assistance for education *

Maine Community College System (MCCS) MRJP program provided financial assistance for education to 2,946 Mainers, through June 30, 2023. We accomplish this through offering free short-term trainings providing learners with industry recognized credentials and certifications.

Number of new career development or job training programs offered *

To date, our MRJP efforts include 204 training programs. This number includes programs currently running, future programs, and programs that have already completed.

Three key performance indicators (KPI's) MCCS will track, are: 1). Total number of program enrollees in sectional job training programs. 2). Total number of training completers in sectional job training programs. 3). The number of trainees receiving training in each of the targeted industry sectors (Healthcare, the Green Economy, Manufacturing, Hospitality, Education, Computer Technology, and the Trades). MCCS uses Jenzabar as our Student Information System (SIS); this system tracks student data including personal identifiable information (name, address, phone, email, etc.), demographic information, and training/education records (class participation, grades, completion, etc.). MCCS Institutional Research (IR) utilizes Tableau for report creation which identifies total number of trainees in each training program (defined by a unique course numbering tied to funding source) and total numbers of completers in each program. The MCCS workforce development team is responsible for running these reports and will track data needed for interim and annual Maine Jobs and Recovery Plan reporting *

As of June 30, 2023, 1). The total number of of enrollees in sectional job training programs is 2,946 individuals. 2). The total number of training completers in sectional job training programs is 2,438 individuals. 3). The number of trainees receiving training in each of the targeted industry sectors; Healthcare: 1,324; The Green Economy: 271; Manufacturing: 365; Hospitality: 191; Education: 261; Computer Technology: 102; Trades: 432.

If applicable, please provide any other information to provide context to project status or to help reader interpret results *

MCCS' goal is to provide training to 8,500 Maine residents from January 1, 2022, through June 20, 2025. Through June 30th, we provided training to 2,946 individuals, or 32.42% of our total training goal. Total programs approved (past, current, and future) provide training to 7,223 individuals or 84.97% of our goal. We continue to have colleges submitting new funding requests and launching new training programs. We expect to meet our training goals and continue to monitor for an equitable distribution of training requests based on industry sectors.

Infrastructure & Equipment Grants for Technical Ed

Project Information

Control Number *

N.42.1

Funding Amount

\$20,000,000

Initiative Name

Infrastructure & Equipment Grants for Technical Ed

Project Name

Infrastructure & Equipment Grants for Technical Ed

Sub-Expenditure Category

2.10-Assistance to Unemployed or Underemployed Workers (e.g. job training, subsidized employment, employment supports or i

Project Overview

Project Description

The purpose of this funding is to improve and align CTE education with current and future industry standards and to help address the needs of Maine's economic recovery and long-term growth. This investment in Maine's public education system's 27 CTE schools will give students the potential to learn the technical skills they need to enter the workforce to meet the workforce needs and/or continue on to postsecondary education opportunities. These funds will provide CTE schools with resources to provide career and technical education to students within the 16-24 age group that experienced disproportionate economic harm as a result of the pandemic, This project will support multiple rounds of grants to update equipment and infrastructure in the 27 secondary CTE schools and programs. Equipment upgrades would include the purchase of a single piece of equipment that exceeds \$5,000 or multiple pieces of equipment to serve a single program, such as 20 new computers for a pre-engineering program or a fully equipped toolbox for an automotive program, and the physical and personnel infrastructure upgrades to support the new equipment. The equipment would need to have a life expectancy of five years and align with the current workforce standards or projected industry standards for emerging technologies. This will allow CTE programs to prepare students for the in-demand workforce with the most up to date technology.

Schedule / Timeline

The Jobs Plan was approved by the Legislature in July 2021 and the legislation enacting the Maine Jobs & Recovery Plan took effect October 18, 2021. This program became active in April 2022.

Partners

Maine Administrators of Career and Technical Education will continue to support this initiative and the Directors of the 27 secondary CTE schools will be partnering with Dept. of Education to complete this initiative. State trade associations; such as Associated Builders and Contractors, Maine Manufacturers Association, Associated General Contractors of Maine, Maine Automobile Association, Hospitality Maine, etc.

Link to Project Website

<https://www.maine.gov/jobsplan/program/career-and-technical-education-cte-centers-infrastructure-and-equipment-upgrades>

Use of Evidence

Whether SLFRF funds are being used for evidence-based interventions *

Yes No Not Applicable

Please describe the evidence base for the interventions funded by the project *

We will be monitoring increase enrollments into programs as well as increase in industry certifications.

The dollar amount of the total project spending that is allocated towards evidence-based interventions (If Applicable) *

\$19,500,000

Whether a program evaluation of the project is being conducted *

Yes No Not Applicable

Key Performance Indicators

Number of individuals receiving career development or job training assistance *

Not available at this time

Outcome Measure— measuring overall increase in secondary CTE program enrollments in Maine's 27 CTE schools; evaluating whether or not CTE schools are meeting projected targets for the approved grants. *

Not Available at This Time

Outcome measure—measuring CTE program offerings and student enrollments from previous school years *

Not Available at This Time

Outcome measure—measure input from local industry partnerships in purchasing decisions *

Not Available at This Time

Outcome measure—examining and comparing the number of students who earned credits with post-sec partners *

Not Available at This Time

- Number of workers enrolled in sectoral job training programs *

0. Not applicable to this project.

- Number of workers completing sectoral job training programs *

0. Not applicable to this project.

If applicable, please provide any other information to provide context to project status or to help reader interpret results *

In total, this program has awarded 27 grants to 23 grantees. Of those, there were 23 grants for personnel and equipment upgrades and 4 grants to build/expand facilities and infrastructure.

Equipment/Personnel Infrastructure RFA:

We will be establishing baseline data measures at the conclusion of this school year. The equipment that was ordered arrived at various times throughout the school year with most of them receiving it between January and June. Therefore, the ability to measure the impact would not be feasible due to the timeline. There were a few CTE schools that were able to receive equipment and get it operational, such as Caribou and Augusta. However, because it was in the middle of the year, it would be difficult to determine the impact on student enrollments for this current school year. We anticipate that the new equipment may be used as a recruitment tool and that instructors would spend time over the summer building ways to integrate it their curriculum, therefore, we are most likely to see any impact next school year.

We have also conducted an internal audit to ensure we have updated submitted invoices and double checked on any equipment that hasn't been ordered. There are currently four schools that have not submitted all of their requests and we have submitted an amendment to their contract that will allow them to purchase the equipment in the upcoming year. This delay was due in large part to availability of the equipment.

We will be developing a plan over the summer to visit all programs next year and document the impact any of the new equipment is having. We will also be developing a process to collect the required data points in order to measure impact.

Infrastructure RFA:

There are four infrastructure projects that are all at various stages.

1. BRCOT-Biddeford: Groundbreaking just took place, project will be completed for start of school in 2024.
2. Region 3-Lincoln: Project is underway and is anticipated to be done for start of school in fall of 2023
3. Region 11-Oxford Hills: Referendum was just passed and the project will be bid in the coming months.
4. Region 9-Mexico: There are multiple small projects. A portion of these has been started and request for proposals have been posted for other parts of the project.

We will continue to monitor these projects over the next year. Overall impact on these projects will also be a year out due to the timeline of construction.

Competitive Grants for Adult Education

Project Information

Control Number *

N.43.1

Funding Amount

\$6,000,000

Initiative Name

Competitive Grants for Higher Education

Project Name

Competitive Grants for Adult Education

Sub-Expenditure Category

2.10-Assistance to Unemployed or Underemployed Workers (e.g. job training, subsidized employment, employment supports or i

Project Overview

Project Description

Case N.43.1 Competitive Grants for Adult Education will specifically support grant local adult education grant recipients in offering English language acquisition classes that initiate or enhance levels of programming. In addition, grants funds will be used for job training programs offered in partnership with eligible employment sectors for prospective and incumbent workers. Funds also enable the hiring of seven (7) College and Career Success Coordinators to be hired by adult education regions to reside on community college campuses and provide activities, classes, and support service to increase access and retention in postsecondary for adults eligible for this funding (low income, low levels of literacy, English language learners, the unemployed and underemployed, women, and members of communities of color).

Schedule / Timeline

The Jobs Plan was approved by the Legislature in July 2021 and the legislation enacting the Maine Jobs & Recovery Plan took effect October 18, 2021. This program became active in June 2022.

Partners

Commissioner Makin, Maine Department of Education
Commissioner Johnson, Department of Economic and Community Development
Commissioner Fortman, Department of Environmental Protection
Lisa Plimpton, Office of Policy, Innovation, and the Future
Director of Adult Education, Maine Department of Education
President, Maine Adult Education Association
Executive Director, Maine Adult Education Association
VP and Chief Academic Officer, Maine Community College System

Link to Project Website

<https://www.maine.gov/jobsplan/program/competitive-grant-programs-english-language-acquisition-college-success-and-higher>

Use of Evidence

Whether SLFRF funds are being used for evidence-based interventions *

Yes No Not Applicable

Please describe the evidence base for the interventions funded by the project *

The College and Career Success Coordinator aspect of this project is based on national research. A growing body of practice and data suggests that college/career success assistance programs are drivers of student retention, completion of training programs, and employment advancement for nontraditional students. This somewhat new specialized role is gaining attention across the country to close the gap in helping low-income individuals access and succeed in college programs, attain credentials, and ultimately pursue quality careers. The professionals providing these services range in their scope of work, target populations served, and by title; some are referred to as adult career coaches, career advisors, global career development facilitators, career counselors, among other titles. The Second Year of Accelerating Opportunity: Implementation Findings from the States and Colleges | Full Report | Urban Institute Findings credit a "navigator", "success coach", or "transition coordinator" outside the classroom as an important resource in connecting students to necessary services. "Navigators were often instrumental in linking students to support services available both on campus and in the community."

ELL and Training Grants - Recent Maine Adult Education data reflects that additional English language acquisition classes are needed. Providers located in areas where immigrants are now moving to need funds to start English language programs. In listening sessions, it was shared that current and potential employees could benefit from language classes with the vocabulary contextualized to their industries. In listening sessions, employers in the targeted business areas shared their need to basic workplace skills training for their positions. Because many of these positions need what have been referred to as "front line" workers, or in businesses without any remote options, positions were eliminated or reduced. Now these same employers must rebuild their workforces and provide training that enables potential employees to learn skills in training programs specific for their industries. Others need to quickly upskill incumbent workers to promote them to new positions within their companies.

The dollar amount of the total project spending that is allocated towards evidence-based interventions (If Applicable) *

\$6,000,000

Whether a program evaluation of the project is being conducted *

Yes No Not Applicable

Key Performance Indicators

Number of businesses or community organizations receiving technical assistance *

31. The 31 businesses represent 1 employer working with the College and Career success Coordinator at KVCC and 30 employers who are partnering with Adult Education on the Strengthening Maine Workforce grants.

Number of individuals receiving career development or job training assistance *

509

Number of workers earning a license or credential *

142

Number of new career development or job training programs offered *

40

Newly hired Success Coordinators and staff at 70 local adult education providers will be trained in all aspect of grants and goals to ensure accurate data gathering. *

All seven CCSC have been trained in the requirements of the grant that relate to their role, priorities, and goals of the grant/program as part of their onboarding. The goals of the grant and other aspects were also shared statewide at an Adult Education Director's meeting in November 2022. AE employees that serve as fiscal agents receive regular support regarding the grant on a monthly group basis as well as individually as needed. All Adult Education providers have been offered support and contact from the CCSC associated with their hub.

Students will be placed in academic, English language acquisition and training programs that are appropriate for goal attainment as influenced by their assessment results. *

Yes. We do not yet have enrollment numbers for the English Language Classes.

Programs will make use of web, social media, industry association mailing lists, print and partner distribution means for outreach. Materials will be translated into multiple languages. *

Web, social media, and partner referrals for outreach. As part of the intake process, SSN and FERPA forms are available in 18 different languages.

• Number of workers enrolled in sectoral job training programs *

40

• Number of workers completing sectoral job training programs *

107

• Number of people participating in summer youth employment programs *

0. This is zero because these are college and career navigators, working with adult learners.

If applicable, please provide any other information to provide context to project status or to help reader interpret results *

The Number of workers enrolled in sectoral job training programs is 40 and Number of workers completing sectoral job training programs is 107. The numbers enrolled and completed don't represent a cohort of the same group of people but rather individuals who are working either w/a Coordinator or enrolled in a SMW Workforce training.

Competitive Grants for Higher Education

Project Information

Control Number *

N.43.2

Funding Amount

\$9,000,000

Initiative Name

Competitive Grants for Higher Education

Project Name

Competitive Grants for Higher Education

Sub-Expenditure Category

2.36-Aid to Other Impacted Industries

Project Overview

Project Description

While the COVID-19 pandemic has had broad economic impacts, several Maine industries have suffered disproportionate negative economic consequences caused by the pandemic. Through this application, the Maine Department of Education intends to provide funding to higher education institutions in Maine to prepare students for employment in industries harmed by the COVID-19 pandemic.

Grants awarded through this program will be limited to supporting the following industries:

- Education;
- Healthcare & social assistance;
- Construction, trades & logistics;
- Agriculture, aquaculture, fishing & forestry;
- Information;
- Manufacturing; and
- Clean energy.

These industries and sectors have experienced workforce challenges caused by COVID-19, including high rates of employment loss and unemployment.

Schedule / Timeline

The Jobs Plan was approved by the Legislature in July 2021 and the legislation enacting the Maine Jobs & Recovery Plan took effect October 18, 2021. This program became active in June 2022.

Partners

Dept. of Education has developed the criteria for this program in partnership with GOPIF, Dept. of Labor and Department of Economic and Community Development.

Link to Project Website

<https://www.maine.gov/jobsplan/program/competitive-grant-programs-english-language-acquisition-college-success-and-higher>

Key Performance Indicators

Number of individuals enrolling in an internship, apprenticeship, or pre-apprenticeship program *

7

Number of individuals receiving career development or job training assistance *

5

Number of new career development or job training programs offered *

2

Address critical needs in Maine's economy and workforce by advancing strategies identified in Maine's 10-year economic development strategic plan; *

Participant grantees cite applicability of grant programs with actions "A" and "B" in Maine's 10-year economic plan. Specific initiatives include training teachers (high need area); facilitating participants earning maritime licenses; and developing job skills/talents amongst students from disadvantaged populations in the state.

Prioritize supports for disadvantaged students, students with disabilities, and individuals such as new Mainers; Black, Indigenous, and people of color; low-income students; students seeking work in rural communities and unemployed and underemployed workers; *

Programming is targeting either disadvantaged students (defined variously as pell grant eligible; geographic origin from disadvantaged regions; or first-generation college students) or the training for teachers who will then serve in disadvantaged areas.

Demonstrate the likelihood of supporting the advancement of students and workers to achieve higher paying jobs in Maine; *

Participant grantees cite high completion rates in the student programs supported by their applicable grants or, alternatively, peer-reviewed research indicating the particular mode of training facilitated by grant money has a track record of retention.

Use funding for one-time investments that will produce lasting benefits or propose a feasible funding strategy for sustaining activities after grant funds have been exhausted. *

One-time investments vary by program, including specialized equipment, costs associated with the first year of employment for new positions, and critical training for program participants. All grantees are confident of various sources of ongoing funding, from sources including incoming tuition from future program participants.

If applicable, please provide any other information to provide context to project status or to help reader interpret results *

4 institutions were awarded 6 total contracts in the 2022 MJRP Higher Ed grants-

MAINE MARITIME ACADEMY (1 contract)

HUSSON UNIVERSITY (2 contracts)

UNIV OF NEW ENGLAND (2 contracts)

THOMAS COLLEGE (1 contract)

University of Maine GEM Factory of the Future

Project Information

Control Number *

N.44.1

Funding Amount

\$15,000,000

Initiative Name

UMS Workforce Development Plans

Project Name

University of Maine GEM Factory of the Future

Sub-Expenditure Category

6.1-Provision of Government Services

Project Overview

Project Description

Through the Maine Jobs & Recovery Plan, the University of Maine System will expand experiential learning opportunities that prepare students for success in Maine careers, upgrade research and teaching facilities necessary for training Maine's 21st century workforce, and strengthen business partnerships that spark new innovations for Maine's economy. This portion of the funds will be used to construct the University of Maine Green Engineering and Materials Factory of the Future, which will help create new education and training pathways to high-need, high growth manufacturing careers.

Schedule / Timeline

The Jobs Plan was approved by the Legislature in July 2021 and the legislation enacting the Maine Jobs & Recovery Plan took effect October 18, 2021. This program was approved through the state's internal documentation process in January 2023 and is now pending launch.

Partners

1. Maine Department of Environmental Protection. of Economic and Community Development
2. Maine Housing Authority
3. Maine Forest Products Council
4. Forest Opportunities Roadmap-Maine (FOR-ME) /Maine Development Foundation
5. Board of Trustees, University of Maine System
6. WBRC
7. Robbins Lumber
8. Ingersoll Machine Tools Chip Storie, CEO
9. Office of the Secretary of Defense, Technology and Manufacturing Industrial Base in the Office of the Under Secretary of Defense for Research and Engineering
10. U.S. Department of Energy Oak Ridge National Laboratory – Craig Blue, Director of Energy Efficiency and Renewable Energy Programs;
11. Architect of Record – SMRT, Inc.

12. Architect Support – Grimshaw A/E

Link to Project Website

<https://www.maine.gov/jobsplan/program/university-maine-system-workforce-development-research-and-innovation-programs>

Key Performance Indicators

Number of new jobs created, or job losses avoided *

Due to program implementation status, data are not yet available

Number of new businesses started *

Due to program implementation status, data are not yet available

Number of individuals enrolling in an internship, apprenticeship, or pre-apprenticeship program *

2 (internships)

Number of individuals receiving career development or job training assistance *

16

Number of individuals receiving financial assistance for education *

3

Number of workers earning a license or credential *

2

Number of new career development or job training programs offered *

3

Percentage of students and workers trained in the GEM Factory of the Future disaggregated to the nine counties in Maine determined to be "Distressed" according to the Northern Border Regional Commission. *

Due to program implementation status, data are not yet available

Project expenditures within Maine or to Maine-based companies *

\$2,121,846

Number of manufacturing companies participating in GEM Factory of the Future development or workforce training programs *

Due to program implementation status, data are not yet available

If applicable, please provide any other information to provide context to project status or to help reader interpret results *

Through this initiative, the University of Maine has launched three workforce development microcredentials (Measurements Systems, Small Scale Additive Manufacturing, Design for Advanced Manufacturing) that lead to an Additive Manufacturing micro-badge.

UMS Talent, Research & Innovation Competition

Project Information

Control Number *

N.44.2

Funding Amount

\$4,000,000

Initiative Name

UMS Workforce Development Plans

Project Name

UMS Talent, Research & Innovation Competition

Sub-Expenditure Category

2.36-Aid to Other Impacted Industries

Project Overview

Project Description

Through the Maine Jobs & Recovery Plan, the University of Maine System will expand experiential learning opportunities that prepare students for success in Maine careers, upgrade research and teaching facilities necessary for training Maine's 21st century workforce, and strengthen business partnerships that spark new innovations for Maine's economy. This portion of funding will be used to support innovative programs across University of Maine System institutions that prepare or place students for work in Maine's critical industries negatively impacted by the pandemic.

Schedule / Timeline

The Jobs Plan was approved by the Legislature in July 2021 and the legislation enacting the Maine Jobs & Recovery Plan took effect October 18, 2021. This program was approved through the state's internal documentation process in September 2022. Programming began Spring 2023.

Partners

Given the statewide mission, reach and resources of UMS universities, communities, companies, hospitals, schools, and non-governmental organizations throughout the state will benefit from student interns placed within their organizations. Funding, coordination, and management of the internship cohorts will be conducted by the university to maximize the impact on organization hosting student interns. Examples of partners include: Maine Department of Economic and Community Development; Maine Department of Health and Human Services, Maine Dept. of Education; regional school units; Maine Community College System; Maine hospitals, healthcare, and dental organizations, Maine State Chamber of Commerce; Maine Municipal Association, Maine Technology Institute; and Maine-based companies, industries, and non-profit organizations.

Link to Project Website

<https://www.maine.gov/jobsplan/program/university-maine-system-workforce-development-research-and-innovation-programs>

Key Performance Indicators

Number of individuals enrolling in an internship, apprenticeship, or pre-apprenticeship program *

Due to program implementation status, data are not yet available

Number of individuals receiving career development or job training assistance *

12

Number of individuals receiving financial assistance for education *

24

Number of workers earning a license or credential *

1

Number of new career development or job training programs offered *

0 (Due to program implementation status)

In addition to the measures above which monitor this initiative's equity and workforce preparation goals, additional performance indicators will include: a) number of students directly supported through programming supported; b) number of paid internships, and student work opportunities; c) number of enrolled workforce preparation participants; d) documentation of how projects impact students' career preparation, student retention and success in areas of state workforce needs in those industries negatively impacted by the pandemic; and e) provide estimates of total number of students to be served. *

Due to program implementation status, validated data are not yet available.

If applicable, please provide any other information to provide context to project status or to help reader interpret results *

10 total small workforce development projects are being funded through this initiative, and many have only recently been awarded funding and thus are in the earliest stages of implementation. The University of Maine System expects significantly greater performance outcomes in FY24.

Aquaculture Research Institute SAWIC

Project Information

Control Number *

N.44.3

Funding Amount

\$3,500,000

Initiative Name

UMS Workforce Development Plans

Project Name

Aquaculture Research Institute SAWIC

Sub-Expenditure Category

6.1-Provision of Government Services

Project Overview

Project Description

Through the Maine Jobs & Recovery Plan, the University of Maine System will expand experiential learning opportunities that prepare students for success in Maine careers, upgrade research and teaching facilities necessary for training Maine's 21st century workforce, and strengthen business partnerships that spark new innovations for Maine's economy. This portion of the funds will be used to construct a Sustainable Aquaculture Workforce and Innovation Center, which will help expand and create new education and training pathways to high-need, high-growth aquaculture and biotechnology related careers.

Schedule / Timeline

The Jobs Plan was approved by the Legislature in July 2021 and the legislation enacting the Maine Jobs & Recovery Plan took effect October 18, 2021. This program became active in June 2022.

Partners

Beyond University of Maine collaborators, the following industry and educational institutions have expressed support and would be involved in the development of training opportunities through internships, externships, workshops, micro-credentialing, curriculum and career pathway development, and outreach.

Department of Economic and Community Development

Maine Department of Marine Resources

Maine Department of Inland Fisheries & Wildlife -

Maine Aquaculture Association, Sebastian Belle

National Cold Water Marine Aquaculture Center Research, USDA ARS

Kennebec River Biosciences

Cooke Aquaculture

Mook Sea Farm

Presque Isle CTE School

Washington County Community College

American Unagi

Nordic Aquafarms
Educate Maine

Link to Project Website

<https://www.maine.gov/jobsplan/program/university-maine-system-workforce-development-research-and-innovation-programs>

Key Performance Indicators

Number of businesses or community organizations receiving technical assistance *

6

Number of individuals enrolling in an internship, apprenticeship, or pre-apprenticeship program *

6

Number of individuals receiving career development or job training assistance *

6

Number of workers earning a license or credential *

0

Number of new career development or job training programs offered *

1

In addition to the measures above which monitor the SAWIC's equity and student engagement goals, additional performance indicators will include number of research contracts supported, number of research grants supported and number of jobs created (through f/t staff positions, temporary positions, paid internships and students workers). This will measure direct economic impacts and economic sustainability of the facility. All of these data already collected annually as part of the UMaine Office of Research Administration and Department of Industrial Collaboration reporting process and can be disaggregated. *

Due to program implementation status, data are not yet available.

If applicable, please provide any other information to provide context to project status or to help reader interpret results *

While construction has not yet begun for the facility that would be funded by this project due to the need to secure additional funding (for which federal appropriations have been requested by Sens. Collins and King), some programming has begun including the provision of a new externship program that has placed externs with the following organizations: Hurricane Island Center for Science and Leadership, Wild Ocean Aquaculture, Maine Oyster Company, Southern Maine Community Shellfish and Petit Manan Oysters.

UMaine Aroostook Farm Research & Education Center

Project Information

Control Number *

N.44.4

Funding Amount

\$3,000,000

Initiative Name

UMS Workforce Development Plans

Project Name

UMaine Aroostook Farm Research & Education Center

Sub-Expenditure Category

2.36-Aid to Other Impacted Industries

Project Overview

Project Description

Through the Maine Jobs & Recovery Plan, the University of Maine System will expand experiential learning opportunities for students, accelerate research and innovation, and spur new industry partnerships in support of Maine's economic recovery and long-term growth. Through renovation, this project will modernize outdated agriculture teaching, research and breeding facilities at the University of Maine's Aroostook Farm in Presque Isle to strengthen industry partnerships, research and workforce training programs that address innovation needs and skilled labor shortages in Maine's agriculture sector.

Schedule / Timeline

The Jobs Plan was approved by the Legislature in July 2021 and the legislation enacting the Maine Jobs & Recovery Plan took effect October 18, 2021. This program was approved through the state's internal documentation process in August 2022 and is now pending launch.

Partners

Maine Department of Environmental Protection
Maine Potato Board
USDA/Agricultural Research Service
Aroostook County Soil and Water Conservation District
Natural Resources Conservation Service
Agricultural Council of Maine

Link to Project Website

<https://www.maine.gov/jobsplan/program/university-maine-system-workforce-development-research-and-innovation-programs>

Key Performance Indicators

Number of businesses or community organizations receiving technical assistance *

Due to program implementation status, data are not yet available

Number of new jobs created, or job losses avoided *

Due to program implementation status, data are not yet available

Number of new businesses started *

Due to program implementation status, data are not yet available

Number of individuals receiving career development or job training assistance *

Due to program implementation status, data are not yet available

Number of workers earning a license or credential *

Due to program implementation status, data are not yet available

Number of new career development or job training programs offered *

Due to program implementation status, data are not yet available

Number of newly employed or re-employed individuals *

Due to program implementation status, data are not yet available

In addition to the workforce metrics developed by the MJRP team, the university plans to track four other performance indicators, including: Number of new varieties of potatoes produced annually and economic impact of those varieties in Maine and nationally Increased yields of potatoes per acre Number of individuals who utilize the renovated facilities, including those from the University of Maine System, Aroostook County, PK-12 groups, and national crop breeding program communities. Level of extramural funding obtained that utilizes these facilities in the funded project. *

Due to program implementation status, data are not yet available

If applicable, please provide any other information to provide context to project status or to help reader interpret results *

Through a competitive public process, the University of Maine has recently completed its request for quotes for architectural and engineering design services for the project. Harriman, founded in 1870 in Lewiston, was selected as they bring extensive experience in design for innovation, discovery and commercialization integrated seamlessly with sustainability. Authorization of the project is expected by University of Maine System Trustees later this year, as is the start of construction, with the facility projected to open in 2024 and programs that result in reportable performance metrics to follow also in 2024.

University of Maine Food Innovation Cluster Food

Project Information

Control Number *

N.44.5

Funding Amount

\$2,500,000

Initiative Name

UMS Workforce Development Plans

Project Name

University of Maine Food Innovation Cluster Food

Sub-Expenditure Category

2.36-Aid to Other Impacted Industries

Project Overview

Project Description

Through the Maine Jobs & Recovery Plan, the University of Maine System will expand experiential learning opportunities that prepare students for success in Maine careers, upgrade research and teaching facilities necessary for training Maine's 21st century workforce, and strengthen business partnerships that spark new innovations for Maine's economy. This portion of the funds will be used to construct the University of Maine Food Innovation & Education Center, which will support food and food product and business development, processing, safety consulting, and workforce training to help Maine's agriculture and seafood/aquaculture sectors recover from the negative impact of the pandemic, including employment losses of more than 15%.

Schedule / Timeline

The Jobs Plan was approved by the Legislature in July 2021 and the legislation enacting the Maine Jobs & Recovery Plan took effect October 18, 2021. This program was approved through the state's internal documentation process in November 2022 and is now pending launch.

Partners

Department of Environmental Protection
Maine Farm Bureau
Maine Wild Blueberry Commission
Agricultural Council of Maine

The University of Maine continues to solicit feedback and support for this project from stakeholders, including statewide private businesses in the ag and seafood sectors who expect to utilize the services of the Food Innovation & Education Center and may also provide sponsorship.

Link to Project Website

<https://www.maine.gov/jobsplan/program/university-maine-system-workforce-development-research-and-innovation-programs>

Key Performance Indicators

Number of businesses or community organizations receiving technical assistance *

Due to program implementation status, data are not yet available

Number of new jobs created, or job losses avoided *

Due to program implementation status, data are not yet available

Number of new businesses started *

Due to program implementation status, data are not yet available

Number of individuals enrolling in an internship, apprenticeship, or pre-apprenticeship program *

Due to program implementation status, data are not yet available

Number of individuals receiving career development or job training assistance *

Due to program implementation status, data are not yet available

Number of workers earning a license or credential *

Due to program implementation status, data are not yet available

Number of new career development or job training programs offered *

Due to program implementation status, data are not yet available

Number of newly employed or re-employed individuals *

Due to program implementation status, data are not yet available

In addition to the workforce metrics developed by the MJRP team, the university plans to track other performance indicators, including the number of new products developed in partnership with the Center, and to the extent it can be measured, the economic impact from the sales of those products, and the level of extramural funding obtained as a result of the new center. *

Due to program implementation status, data are not yet available

If applicable, please provide any other information to provide context to project status or to help reader interpret results *

Construction has not yet begun on the facility that would be funded by this project due to the need to raise additional funds. However, federal appropriations have now been secured through FY23 Congressionally Directed Spending (commonly known as earmarks) requested by Sens. Collins and King on behalf of the University of Maine System and should be awarded by the administering federal agency later in 2023.

USM Dubyak Center for Digital Science & Innovation

Project Information

Control Number *

N.44.6

Funding Amount

\$1,500,000

Initiative Name

UMS Workforce Development Plans

Project Name

USM Dubyak Center for Digital Science & Innovation

Sub-Expenditure Category

6.1-Provision of Government Services

Project Overview

Project Description

Through the Maine Jobs & Recovery Plan, the University of Maine System will expand experiential learning opportunities that prepare students for success in Maine careers, upgrade research and teaching facilities necessary for training Maine's 21st century workforce, and strengthen business partnerships that spark new innovations for Maine's economy. This portion of the funds will be used to construct the Michael E. Dubyak Center for Digital Science and Innovation, which will help create new education and training pathways to high-need, high-growth computer and data science, cybersecurity, and information technology careers.

Schedule / Timeline

The Jobs Plan was approved by the Legislature in July 2021 and the legislation enacting the Maine Jobs & Recovery Plan took effect October 18, 2021. This program was approved through the state's internal documentation process in August 2022 . Construction is underway and planned opening Fall 2023.

Partners

Gorham School District (Superintendent of Schools)
Portland Public Schools (PPS STEM Coordinator)
Foundation for Portland Public Schools (- Executive Director)
Maine Robotics (Director)
Maine Health (Vice President, Innovation)
Roux Institute (Director of Computational Life Sciences)
WEX (Chief Technology Officer)
Town and Country FCU (Director of Strategic Initiatives)
Covetrus (Data Privacy Officer)

Link to Project Website

<https://www.maine.gov/jobsplan/program/university-maine-system-workforce-development-research-and-innovation-programs>

Key Performance Indicators

In addition to the measures above which monitor the Dubyak Center's student and employer engagement, additional performance indicators tracked by the university will include: number of PK-12 student campers and after-school program participants and related demographics, and number of participant and hours of support provided in digital literacy programs. *

Due to program implementation status, data are not yet available

If applicable, please provide any other information to provide context to project status or to help reader interpret results *

Due to program implementation status, data are not yet available

Number of businesses or community organizations receiving technical assistance *

Due to program implementation status, data are not yet available

Number of individuals enrolling in an internship, apprenticeship, or pre-apprenticeship program *

Due to program implementation status, data are not yet available

Number of individuals receiving career development or job training assistance *

Due to program implementation status, data are not yet available

Number of individuals receiving financial assistance for education *

Due to program implementation status, data are not yet available

Number of new career development or job training programs offered *

Due to program implementation status, data are not yet available

Expand UMF Child Care and Early Education Center

Project Information

Control Number *

N.44.7

Funding Amount

\$1,000,000

Initiative Name

UMS Workforce Development Plans

Project Name

Expand UMF Child Care and Early Education Center

Sub-Expenditure Category

2.36-Aid to Other Impacted Industries

Project Overview

Project Description

Through the Maine Jobs & Recovery Plan, the University of Maine System will expand experiential learning opportunities that prepare students for success in Maine careers, upgrade research and teaching facilities necessary for training Maine's 21st century workforce, and strengthen business partnerships that spark new innovations for Maine's economy. This portion of the funds will be used to construct a new child care and early education center at the University of Maine at Farmington that will provide high-quality early learning to area infants, toddlers and preschool aged children and allow for the expansion of early childhood education degree programs to meet statewide workforce needs.

ADDED 4/27/22: UMS would note that according to a report from Strong Nation (Child Care Providers: The Workforce Behind the Workforce in Maine, 2022), since 2019, Maine has experienced a 19% decrease in employment rates among child care workers and researchers point to the COVID-19 pandemic as having exacerbated long-standing capacity challenges in the sector, well beyond the 8% employment loss required by the Final Rule for eligibility.

Schedule / Timeline

The Jobs Plan was approved by the Legislature in July 2021 and the legislation enacting the Maine Jobs & Recovery Plan took effect October 18, 2021. This program became active in February 2022. Construction is underway and planned opening Aug 2023.

Partners

UMF is partnering with Senior Policy Analyst and Children's Cabinet Coordinator with the Governor's Office of Policy Innovation and the Future; Franklin County Adult and Community Education; Greater Franklin Development Council; Promise Early Education Center; Community Concepts, Inc.; Saddleback Mountain; Maine Association for the Education of Young Children, Regional School Unit No. 9; , Western Maine Community Action.

Link to Project Website

<https://www.maine.gov/jobsplan/program/university-maine-system-workforce-development-research-and-innovation-programs>

Key Performance Indicators

Number of individuals enrolling in an internship, apprenticeship, or pre-apprenticeship program *

Due to program implementation status, data are not yet available

Number of individuals receiving career development or job training assistance *

Due to program implementation status, data are not yet available

Number of workers earning a license or credential *

Due to program implementation status, data are not yet available

Number of children enrolled in early childhood or PreK programs *

Due to program implementation status, data are not yet available

In addition to the metrics being developed by the MJRP workforce metrics team, UMF plans to monitor the following: To the extent possible, UMF will seek post-graduation data from early childhood education degree program graduates, including employment and quality of preparation. This is something the university does already to assess and improve the quality of its programming. Additionally, UMF will monitor demographic data associated with degree program students, including age, gender, geography, race/ethnicity, Pell-eligibility (indication of financial need), etc. Finally, UMF will survey families whose children are enrolled in childcare to understand how the expanded new center is serving their needs. To the extent families are willing to report it, UMF will correct demographic data upon enrollment in its child care center. *

Due to program implementation status, data are not yet available

If applicable, please provide any other information to provide context to project status or to help reader interpret results *

Construction for the new child care and early education center funded by this project is concluding, with the new facility expected to open this summer/fall, at which point the University of Maine System expects to have performance indicators to report.

UMS Solutions for Maine R&D and Innovation Hub

Project Information

Control Number *

N.44.8

Funding Amount

\$2,500,000

Initiative Name

UMS Workforce Development Plans

Project Name

UMS Solutions for Maine R&D and Innovation Hub

Sub-Expenditure Category

2.30-Technical Assistance, Counseling, or Business Planning

Project Overview

Project Description

Through the Maine Jobs & Recovery Plan, the University of Maine System will expand experiential learning opportunities that prepare students for success in Maine careers, upgrade research and teaching facilities necessary for training Maine's 21st century workforce, and strengthen business partnerships that spark new innovations for Maine's economy. This portion of the funds will be used to provide technical assistance, counseling, and other services to help stabilize and support the recovery and growth of startups and small businesses negatively impacted by the COVID-19 pandemic.

Schedule / Timeline

The Jobs Plan was approved by the Legislature in July 2021 and the legislation enacting the Maine Jobs & Recovery Plan took effect October 18, 2021. This program was approved through the state's internal documentation process in August 2022 and programming began spring 2023

Partners

In addition to collaborations across the University of Maine System, external partner organizations will include Maine Technology Institute and Maine Center for Entrepreneurs . Discussions are in the early stages. Many of the concepts have been shared broadly with stakeholders such as Maine Accelerates Growth and partner research organizations, like Mount Desert Biological Laboratory , Gulf of Maine Research Institute , and MaineHealth. Additional partners will likely include trade associations that support innovating companies such as E2Tech, BioME, Maine Manufacturing Association, Maine Aquaculture Association, Maine Aquaculture Innovation Center, as well as incubators and accelerators such as Tech Place in Brunswick, Union River Center for Innovation in Ellsworth, Dirigo Labs accelerator in Waterville, and the Roux Institute in Portland.

Link to Project Website

<https://www.maine.gov/jobsplan/program/university-maine-system-workforce-development-research-and-innovation-programs>

Use of Evidence

Whether SLFRF funds are being used for evidence-based interventions *

Yes No Not Applicable

Please describe the evidence base for the interventions funded by the project *

The I-Corps program has been well studied and outcomes indicate that startups that have team members who participated in I-Corps are more likely to get additional commercialization funding (Huang-Saad et al. 2017. Journal of Technology Transfer 42:6) and save money by stopping projects that do not have a strong market potential (Youtie et al. 2021. Science and Public Policy 48:4), among other outcomes. The impact of the Advanced Manufacturing Center's technical support was assessed by UMaine economics researchers who found a total \$51.4 million impact in the last five years. Entrepreneurs-in-residence are a demonstrated model used in incubators and accelerators worldwide. Student intern support in startups has been shown to help companies with talent recruitment, business acceleration, and financial value (Lantu et al. 2022. Higher Education, Skills and Work-Based Learning 12:1).

The dollar amount of the total project spending that is allocated towards evidence-based interventions (If Applicable) *

\$2,500,000

Whether a program evaluation of the project is being conducted *

Yes No Not Applicable

Please describe evaluation design as noted in **Coronavirus State and Local Fiscal Recovery Funds Compliance** and Reporting Guidance pg. 38 *

The University of Maine Office of Innovation and Economic Development will collect baseline data on the entrepreneur's/company's jobs and revenue. During the period of the project, the UMaine Office of Innovation and Economic Development will survey participants upon completion of any project/program activity to assess satisfaction with the assistance provided and again biannually to track business outcomes such as new revenue grants, investment, jobs, etc. After the project is complete, the UMaine Office of Innovation and Economic Development, working with researchers from the UMaine School of Economics, to conduct annual surveys of program participants to track long-term outcomes and economic impact including:

- New revenue and new revenue from new products and services
- New jobs
- For existing businesses, retained sales/jobs and cost savings
- New grants and investment
- New intellectual property

Key Performance Indicators

Number of businesses or community organizations receiving technical assistance *

50

Number of new jobs created, or job losses avoided *

Due to program implementation status, data are not yet available

Number of new businesses started *

Due to program implementation status, data are not yet available

New revenue, grants, investment, products introduced/prototyped: The university will require recipients of technical assistance to complete bi-annual surveys indicating new revenue/grant/investment as well as new product outcomes. These results will be updated and reported biannually. *

Due to program implementation status, data are not yet available

Equity - number rural and BIPOC-owned businesses served: The university will track participation data and report on a quarterly basis the number of businesses receiving technical assistance. We will disaggregate by community and demographics to the extent possible while also maintaining client confidentiality, as needed. *

Due to program implementation status, data are not yet available

Intellectual Property: The university will require recipients of technical assistance to complete bi-annual surveys indicating new patents, trademarks, and copyrights. These results will be updated and reported biannually. *

Due to program implementation status, data are not yet available

If applicable, please provide any other information to provide context to project status or to help reader interpret results *

This project has just formally launched, and future reports will reflect significantly greater impact and performance outcomes.

UMS Rural Career Pathway Center

Project Information

Control Number *

N.44.9

Funding Amount

\$1,500,000

Initiative Name

UMS Workforce Development Plans

Project Name

UMS Rural Career Pathway Center

Sub-Expenditure Category

2.10-Assistance to Unemployed or Underemployed Workers (e.g. job training, subsidized employment, employment supports or i

Project Overview

Project Description

Through the Maine Jobs & Recovery Plan, the University of Maine System will expand experiential learning opportunities that prepare students for success in Maine careers, upgrade research and teaching facilities necessary for training Maine's 21st century workforce, and strengthen business partnerships that spark new innovations for Maine's economy. This portion of the funds will be used to establish the Rural Career Pathway Center, which will provide funding opportunities for undergraduate students to pursue internships in high-need rural workforce areas during their time in school.

Schedule / Timeline

The Jobs Plan was approved by the Legislature in July 2021 and the legislation enacting the Maine Jobs & Recovery Plan took effect October 18, 2021. This program was approved through the state's internal documentation process in September 2022 and programming began spring 2023

Partners

As the Center develops, we anticipate many external collaborations to contribute to the overall design and success of the project. These collaborations might include Focus Maine's Maine Career Catalyst program; industry associations such as BioME, Maine Manufacturers Association, and several others; chambers of commerce throughout the state, and state agencies.; We have continued the process of working with industry-related groups to facilitate internship opportunities across the state. For example, plans for an internship coordinator for forest-product related companies were included in the workforce development activities of the FOR/Maine initiative and we are planning pilot training activities with healthcare organizations like Northern Light Health.

Link to Project Website

<https://www.maine.gov/jobsplan/program/university-maine-system-workforce-development-research-and-innovation-programs>

Use of Evidence

Whether SLFRF funds are being used for evidence-based interventions *

Yes No Not Applicable

Please describe the evidence base for the interventions funded by the project *

There is a wide body of research that has informed the development of the Rural Career Pathways Center with special attention to advancing equitable outcomes, including for students of color, those who live in rural communities, those who are low-income and/or those who are the first in their families to access postsecondary education. For example, students who graduate during an economic recession have reduced earnings for a decade or more relative to their peers who do not experience reduced opportunity (Kahn 2010. Labour Economics 17:303; Genda et al. 2008. J. Human Resources 45:157; Cockx 2016. IZA World of Labor 2016:281). The effects are longer for less advantaged students (Oreopoulos et al. 2012 Applied Economics 4:1), where earning disparities can persist through their entire lives. There are already socioeconomic and racial disparities present in internship programs nationally (Greenman, Chepp, and Burton 2022. Teaching in Higher Education 27:267), even before the pandemic impacts. Historically, disadvantaged populations not only participate in these High Impact Practices with lower frequency, students in these marginalized groups also obtain less benefit from participation due to the inadequacy of appropriate preparatory training by the educational institution (Valentine, Price, and Yang 2021. Lumina Issue Paper). The reliance on a "culture of volunteerism" to take advantage of internships, which requires students to have the resources to work without pay or to relocate to expensive urban centers for no or low pay, is a high socioeconomic barrier for many often disadvantaged populations.

The emphases of the Rural Career Pathway Center directly address these known barriers by providing 1) better pre-internship training, 2) more paid opportunities, 3) more online and rural opportunities, and 4) wrap-around services like housing and transportation to support participation. Throughout the proposed activities, we will monitor participation by gender, first-generation college attendance, socioeconomic, rural, and racial identities to allow for evidence-based narrowing of opportunity gaps. Additionally, UMS would note that a review of the academic literature and a study of Slippery Rock University graduates (Galbraith & Mondal 2019. Research in Higher Education Journal, 38) found consistent evidence that participation in internships leads to better career outcomes. Evidence from three states show that disadvantaged groups participate in these experiences less frequently and obtain lower gains from participation due to a lack of adequate training (Valentine et al. 2021) and the Wisconsin Center for Education (Hora et al. 2019) concluded that interventions that help students gain access to opportunities and that provide mentoring and structure will result in better outcomes.

The dollar amount of the total project spending that is allocated towards evidence-based interventions (If Applicable) *

\$1,500,000

Whether a program evaluation of the project is being conducted *

Yes No Not Applicable

Please describe evaluation design as noted in **Coronavirus State and Local Fiscal Recovery Funds Compliance** and Reporting Guidance pg. 38 *

The program will be evaluated at three time scales. In the short term, students will be surveyed prior to and following the completion of internship training and the first internship to assess attitudes toward career preparation. In the medium term, we will assess whether students who participate in preparatory training and internships are retained with the University of Maine System (UMS) at higher rates, achieve higher scholarly outcomes, or graduate within fewer semesters relative to students who do not have these experiences. In the longer term, we will survey alumni within one year of graduation and in subsequent five-year intervals to test for relationships between internship participation and job attainment, career satisfaction, and general well-being. These assessment protocols will capture student changes involved in this MJRP-funded project, as well as all related MJRP projects that include support for internships for UMS students. An assessment team has been selected and baseline data for all metrics have been assessed in the cohort prior to intervention to allow context to assess the impacts of this program.

Key Performance Indicators

Number of individuals enrolling in an internship, apprenticeship, or pre-apprenticeship program *

Due to program implementation status, data are not yet available.

Number of individuals receiving career development or job training assistance *

Due to program implementation status, data are not yet available.

In addition to the metrics listed above and those decided by the team developing workforce-specific MJRP metrics, the University of Maine System plans to track: Number of unique businesses engaged as internship hosts, sectors, geography will be tracked by staff for all students participating in this program. Academic retention and time to degree completion of students participating in this program will be tracked by the assessment team in University of Maine Office of Institutional Research on an annual basis. Descriptive characteristics of participants (e.g., gender, parental education level, socioeconomic, rural, and racial identities) will be aggregated by the assessment team in University of Maine Office of Institutional Research on an annual basis. *

Due to program implementation status, data are not yet available. However, economic sectors have been defined and responsibilities for managing internship coordination within each sector has been delegated across the University of Maine System (UMS). Additionally, baseline data on internship completion, retention, time to graduation and job placement has been collected using comparable methods across UMS. Finally, a database to handle these metrics has been established.

If applicable, please provide any other information to provide context to project status or to help reader interpret results *

N/A

• Number of workers enrolled in sectoral job training programs *

Due to program implementation status, data are not yet available.

• Number of workers completing sectoral job training programs *

Due to program implementation status, data are not yet available.

• Number of people participating in summer youth employment programs *

Due to program implementation status, data are not yet available.

Machias/Marine Science Field Station at the DEI

Project Information

Control Number *

N.44.10

Funding Amount

\$500,000

Initiative Name

UMS Workforce Development Plans

Project Name

Machias/Marine Science Field Station at the DEI

Sub-Expenditure Category

2.36-Aid to Other Impacted Industries

Project Overview

Project Description

Through the Maine Jobs & Recovery Plan, the University of Maine System will expand experiential learning opportunities that prepare students for success in Maine careers, upgrade research and teaching facilities necessary for training Maine's 21st century workforce, and strengthen business partnerships that spark new innovations for Maine's economy. This portion of the funds will be used to scale up an existing aquaculture internship program at the University of Maine at Machias' field station, the Downeast Institute, which will help create new education and training pathways to increase the number of skilled workers who can fill the aquaculture and related seafood industry labor gaps that were exacerbated by the pandemic.

Schedule / Timeline

The Jobs Plan was approved by the Legislature in July 2021 and the legislation enacting the Maine Jobs & Recovery Plan took effect October 18, 2021. This program became active in May 2022.

Partners

University of Maine at Machias
AC Inc (oyster farm)
Blue Hill Bay Mussels
AS Francis (oyster farm)
Cooke Aquaculture
Western Washington County Institute of Technology
Washington County Community College
Kingfish, Maine

Link to Project Website

<https://www.maine.gov/jobsplan/program/university-maine-system-workforce-development-research-and-innovation-programs>

Key Performance Indicators

Number of individuals enrolling in an internship, apprenticeship, or pre-apprenticeship program *

18

In addition to the workforce metrics developed by the MJRP team, we will track at least three other performance indicators, including: Number of interns who go on to be hired in aquaculture or a related sector, development of skills beneficial to the sector. Specifically, the project coordinator will administer a survey during onboarding to allow the student to rate their skills on a list of core competencies for aquaculture employment. The survey will be administered a second time at the end of the summer, allowing us to quantify skill increases. Economic status of internship participations. Specifically, our goal is to serve economically disadvantaged students with a target minimum rate of 20%. Using a separate survey form, college students will be asked if they are eligible for work study grants. High School students will be asked if they qualify for free/reduced hot lunch. *

Number of interns who go on to be hired in aquaculture or a related sector: 2 from 2022 internship cohort.

Development of skills beneficial to the sector: Skills surveyed included hatchery hygiene and practices, field practices, farm experience, math and science concepts, raising algae, larval husbandry. Average skills score from self-evaluation was 189 at the start of the internship and 241 at conclusion, demonstrating the significant skill development.

Economic status of internship participations: 32% met threshold for economically disadvantaged according to anonymous surveys (6 of 19 participants).

If applicable, please provide any other information to provide context to project status or to help reader interpret results *

N/A

Number of businesses or community organizations receiving technical assistance *

6

Promotion of Diversity, Equity & Inclusion

Project Information

Control Number *

O.45.1

Funding Amount

\$500,000

Initiative Name

Promotion of Diversity, Equity & Inclusion

Project Name

Promotion of Diversity, Equity & Inclusion

Sub-Expenditure Category

2.36-Aid to Other Impacted Industries

Project Overview

Project Description

Maine's Department of Economic and Community Development will be launching a competitive grant program that will fund regional communities of practice to help local employers in key sectors respond to labor shortages through more effective promotion, attraction and retention of racially, ethnically and linguistically diverse talent. These communities of practice will be comprised of local businesses and community organizations who will have opportunities to learn from each other, partner together, and receive assistance on talent initiatives. Each regional community of practice will be convened by either an individual organization or business, or a group of organizations and/or businesses. The program will be limited to addressing labor shortages facing employers in the following sectors: Health Care & Social Assistance; Construction, Trades, Logistics; Manufacturing; Education & Child Care; Agriculture, Fishing, & Forestry; Information; and Clean Energy.

Schedule / Timeline

The Jobs Plan was approved by the Legislature in July 2021 and the legislation enacting the Maine Jobs & Recovery Plan took effect October 18, 2021. This program was approved through the state's internal documentation process in May 2022 and is in progress

Partners

The Maine Dept. of Labor and Maine Department of Health and Human Services are key partners in this effort.

Key partners & roles to date:

- oDepartment of Economic and Community Development—lead on planning & implementation
- oDept. of Labor—support on planning & implementation
- oDepartment of Health and Human Services—advisory partner to ensure alignment with other advancing equity focused efforts
- oDepartment of Administrative and Financial Services—advisory partner to ensure alignment with procurement equity focused efforts and existing contractors
- oPermanent Commission—advisory partner to all advancing equity and procurement equity focused efforts

Link to Project Website

<https://www.maine.gov/jobsplan/program/business-diversity-technical-assistance-grant-program>

Key Performance Indicators

Number of businesses or community organizations receiving technical assistance *

0. Project not yet started.

Number of new jobs created, or job losses avoided *

0. Project not yet started.

Number of new businesses started *

0. Project not yet started.

Percentage of beneficiaries/stakeholders supported through this funding who report an improvement in the attraction and retention of workers. *

0. Project not yet started.

Percentage of beneficiaries/stakeholders supported through this funding who report being better prepared to attract, retain and support individuals of various racial, ethnic and linguistic backgrounds. *

0. Project not yet started.

If applicable, please provide any other information to provide context to project status or to help reader interpret results *

Program not yet started; however, an RFA has been submitted for review and an agreement between DECD and the University of Southern Maine is under development.

Promotion of Diversity, Equity & Inclusion - NMRC

Project Information

Control Number *

O.45.2

Funding Amount

\$1,000,000

Initiative Name

Promotion of Diversity, Equity & Inclusion

Project Name

Promotion of Diversity, Equity & Inclusion - NMRC

Sub-Expenditure Category

2.10-Assistance to Unemployed or Underemployed Workers (e.g. job training, subsidized employment, employment supports or i

Project Overview

Project Description

This project will expand existing programming to help foreign-born residents overcome barriers to entering Maine's workforce, assist New Mainers in becoming credentialed in Maine, and connect employers to qualified candidates – with a focus on those who on arrive in Maine with prior significant skills, education, and professional experience. The project builds on a successful Portland-based Welcome Center pilot program created by the Maine State Legislature in 2013, called the New Mainer Resource Center. These funds will expand capacity to serve more clients in the Portland area and introduce new capacity to serve additional communities around the state. There is significant evidence that this population experienced economic harm with the pandemic, including high levels of job losses and unemployment.

Schedule / Timeline

The Jobs Plan was approved by the Legislature in July 2021 and the legislation enacting the Maine Jobs & Recovery Plan took effect October 18, 2021. This program was approved through the state's internal documentation process in May 2023 and is now pending launch.

Partners

The Maine Dept. of Education are key partners in the effort to expand the New Mainer Resource Center and provide services in additional locations. Dept. of Education and Department of Economic and Community Development are partnering on the planning of the program and will closely collaborate on implementation.

- Maine Dept. of Labor: support on planning & implementation
- The University of Maine System: advise on implementation and coordination of services
- The Maine Community College System: advise on implementation and coordination of services
- Department of Health and Human Services: advisory partner to ensure alignment with other equity focused efforts
- GOPIF: workforce policy coordination

Link to Project Website

not yet available

Key Performance Indicators

Number of Individuals receiving career development or job training; Number of NMRC clients who earn a license, certification, or credential relevant in their field as a result of their participation in NMRC offerings. *

0; Program was approved June 2023, and has not yet launched.

Number of workers earning a license or credential; Data on the number of licenses and credentials earned will be reported not less than quarterly and shall be broken down by industry, geography, and demographics. *

0; Program was approved June 2023, and has not yet launched.

Number of NMRC clients who report a career advancement as a result of their participation. *

0; Program was approved June 2023, and has not yet launched.

Number of NMRC clients who report connecting to their key professional industry as a result in one of NMRC offerings. *

0; Program was approved June 2023, and has not yet launched.

Number of referrals to other entities within the higher education or workforce development system. *

0; Program was approved June 2023, and has not yet launched.

DECD plans to collect additional qualitative performance measures to assess the difference made as a result of these interventions and investments. Some of these measures include but are not limited to:

- Number of individuals provided with advising services
- Number of individuals who participate in one or more NMRC offerings.
- Demographic information on individuals served, including prior educational attainment, country of origin, English level, sector and location; as well as career advancement placements by industry/sector, location and wage.
- Number of individuals served by NMRC enrolling in other adult education or higher education. *

0; Program was approved June 2023, and has not yet launched.

If applicable, please provide any other information to provide context to project status or to help reader interpret results *

This program is a joint effort between DOL and DECD with input from GOPIF. The business case was approved on 6/6/2023 and is currently in the contracting phase. KPIs are expected to be included on the next annual program performance report.

Infrastructure - Diverse Business & Non-Profits

Project Information

Control Number *

O.46.1

Funding Amount

\$3,500,000

Initiative Name

Infrastructure - Diverse Business & Non-Profits

Project Name

Infrastructure - Diverse Business & Non-Profits

Sub-Expenditure Category

2.36-Aid to Other Impacted Industries

Project Overview

Project Description

This program is designed to provide aid to Maine industries negatively impacted by the pandemic. It will help local employers in these key sectors respond to labor shortages by scaling or expanding best practices in diversity, equity, inclusion and belonging AND/OR piloting innovative practices.

The program will be limited to addressing labor shortages facing employers in the following sectors only: Health Care & Social Assistance; Construction, Trades, Logistics; Manufacturing; Education & Child Care; Agriculture, Fishing, & Forestry; Information; and Clean Energy. These industries in Maine each experienced negative harms from the pandemic that were comparable or greater than that of the national tourism, travel, and hospitality industries.

The overarching strategy and intent is to focus the attraction and retention efforts in a specific demographic group: racial, ethnic and linguistic minorities.

Schedule / Timeline

The Jobs Plan was approved by the Legislature in July 2021 and the legislation enacting the Maine Jobs & Recovery Plan took effect October 18, 2021. This program was approved through the state's internal documentation process in June 2022 and is in progress

Partners

The Maine Dept. of Labor (Samantha Dina, Karen Fraser) and Maine Department of Health and Human Services (Leana Amaez) are key partners in this effort. Department of Administrative and Financial Services (Jaime Schorr) is also a key partner for connecting procurement efforts and TA capacity building and infrastructure.

Key partners & roles to date:

-Department of Economic and Community Development—lead on planning & implementation

- Dept. of Labor—support on planning & implementation and alignment with other advancing equity focused efforts, including work with disability and veterans communities
- Department of Health and Human Services—advisory partner to ensure alignment with other advancing equity focused efforts
- Department of Administrative and Financial Services—advisory partner to ensure alignment with procurement equity focused efforts and existing contractors
- Permanent Commission—advisory partner to all advancing equity and procurement equity focused efforts
- Professional and Financial Regulation.

Link to Project Website

<https://www.maine.gov/jobsplan/program/business-diversity-technical-assistance-grant-program>

Key Performance Indicators

Number of workers earning a license or credential *

3,723 individual credentials awarded in Q4 FY23. These numbers, reported by the Office of Professional and Occupational Regulation, represent a baseline measure and will be used to gage effectiveness as the program advances.

Number of new career development or job training programs offered *

0. Relevant metrics are expected in early FY24.

number of employers that report this investment has improved their workforce attraction, hiring and/or retention practices. *

0. Relevant metrics are expected in early FY24.

improvement in the number of demographic indicators collected by professional licensure and certification. *

0. Relevant metrics are expected in early FY24.

number of best practices adopted in other geographical regions and/or industries that have resulted in improvements in workforce attraction or other related economic indicators for the region(s). *

0. Relevant metrics are expected in early FY24.

If applicable, please provide any other information to provide context to project status or to help reader interpret results *

This program is a partnership between DECD and the Office of Professional and Occupational Regulation. OPOR is actively working to develop draft rules that establish provisional licensing guidelines for each of OPOR's licensing programs within MJRP targeted industries. Current efforts have focused on mental health with four projects currently under OPOR board review.

Community-Led Needs Assessments

Project Information

Control Number *

O.47.2

Funding Amount

\$1,000,000

Initiative Name

Data Collection to Improve Diversity

Project Name

Community-Led Needs Assessments

Sub-Expenditure Category

3.4-Public Sector Capacity: Effective Service Delivery

Project Overview

Project Description

With funding from the Maine Jobs and Recovery Plan, Maine's Department of Health and Human Services will conduct a series of Community-Led Needs Assessments (CLNA's) to better enable the Department to respond to the unique needs of communities of diverse backgrounds, help advance opportunities for these communities across the Department, and to reduce barriers to diverse businesses and non-profits in accessing Department resources. The CLNAs will be conducted by community-based organizations with technical assistance from a research partner.

Schedule / Timeline

The Jobs Plan was approved by the Legislature in July 2021 and the legislation enacting the Maine Jobs & Recovery Plan took effect October 18, 2021. This program was approved through the state's internal documentation process in February 2023 and is now pending launch.

Partners

Department of Health and Human Services will work with multiple Community-Based Organizations (CBOs) that are collaborating to lead these CNLAs from multiple communities that have experienced COVID-19 disparities. Department of Health and Human Services anticipates 2-4 formal contracts as a result of this project, and that each of these contracts will include multiple external stakeholders and organizations from the communities targeted. Department of Health and Human Services also anticipates working with an external partner to validate the process and serve as a data intermediary.

Link to Project Website

not yet available

Key Performance Indicators

Number of businesses or community organizations receiving technical assistance *

0 - the RFP for this project has not yet been released and is expected to be released in August 2023 so that the project can begin in October 2023.

The number of organizations that participate in each CLNA (disaggregated by community and recipient demographics). *

0 - the RFP for this project has not yet been released and is expected to be released in August 2023 so that the project can begin in October 2023.

The number of individuals that participate in the development, planning, and execution of each CLNA (disaggregated by community and recipient demographics). These data will be collected quarterly and reviewed by the Project Manager. *

0 - the RFP for this project has not yet been released and is expected to be released in August 2023 so that the project can begin in October 2023.

The number of individuals who participate in a CLNA survey as a recipient individual/household (disaggregated by community and recipient demographics). These data will be collected quarterly and reviewed by the Project Manager. *

0 - the RFP for this project has not yet been released and is expected to be released in August 2023 so that the project can begin in October 2023.

The number of individuals who participate in a CLNA focus group as a recipient individual/household (disaggregated by community and recipient demographics). These data will be collected quarterly and reviewed by the Project Manager. *

0 - the RFP for this project has not yet been released and is expected to be released in August 2023 so that the project can begin in October 2023.

If applicable, please provide any other information to provide context to project status or to help reader interpret results *

\$0 expenditures to date. The RFP that will lead to contracts under this project is in final approval stages and will be posted in August 2023.

Basic Needs for Underserved Communities

Project Information

Control Number *

O.48.1

Funding Amount

\$1,000,000

Initiative Name

Basic Needs for Underserved Communities

Project Name

Basic Needs for Underserved Communities

Sub-Expenditure Category

2.10-Assistance to Unemployed or Underemployed Workers (e.g. job training, subsidized employment, employment supports or i

Project Overview

Project Description

The Maine Department of Labor is seeking to partner with community-based organizations, worker groups, labor unions, or other non-profit organizations with deep ties to underserved and under-represented communities within the workforce in order to develop a peer workforce navigator pilot program that connects individuals disproportionately affected by COVID-19 with employment, skills development, and basic needs support resources, such as unemployment benefits. The Department is especially focused on increasing access to employment opportunities and basic needs resources among communities most impacted by the COVID-19 crisis including immigrants, individuals with limited English proficiency, inexperienced and untrained individuals, low-income and homeless individuals, individuals who have been out of the workforce for an extended period, individuals with low literacy and individuals with disabilities.

Schedule / Timeline

The Jobs Plan was approved by the Legislature in July 2021 and the legislation enacting the Maine Jobs & Recovery Plan took effect October 18, 2021. This program became active in January 2022.

Partners

No other state agencies or external partners are involved in the planning of this initiative

Link to Project Website

not yet available

Use of Evidence

Whether SLFRF funds are being used for evidence-based interventions *

Yes No Not Applicable

Please describe the evidence base for the interventions funded by the project *

As the US Department of Health and Human Services reported, the (mostly small-scale) rigorous impact evaluations to date find that peer navigators in health care have significant psychological and process impacts (e.g., patient feelings of self-efficacy, compliance with treatment) that may lead to important longterm well-being benefits, such as improved recovery outcomes and medical cost saving. The peer navigator model has been proven within healthcare settings and is currently being piloted within workforce settings as well.

In Maine, DOL is administering a federal grant program that hires peer support workers personally affected by the opioid epidemic to connect individuals in recovery with substance use services as well as employment, education and training resources. The program has been very effective—currently working with 500+ individuals, of which more than 400 are connected to education, training or employment.

We intend to pilot the peer navigation model proven effective in healthcare and substance use settings to understand its effectiveness in a workforce setting.

Several other states are launching similar efforts including an effort in King County, Washington that is leveraging employment navigators to connect individuals experiencing homelessness to jobs. Outcomes across King County and Pierce County show job placement rates of between 50% and 60% for individuals experiencing homelessness for this effort.

The dollar amount of the total project spending that is allocated towards evidence-based interventions (If Applicable) *

Whether a program evaluation of the project is being conducted *

Yes No Not Applicable

Key Performance Indicators

Number of individuals receiving career development or job training assistance *

Number of newly employed or re-employed individuals *

Number of households receiving household assistance *

Analysis of demographics of individuals served. Demographic information on individuals served will be collected via MJL and will be reviewed quarterly to monitor which communities are accessing services, and within those communities which populations, including a disaggregation by race and ethnicity. Age range, veteran status, substate region, disability, and ethnicity/race will be tracked & disaggregated. We also want to see how this pilot shifts the overall demographic make-up of who is referred into CareerCenters to gauge the effectiveness of the pilot in building bridges between priority communities and DOL workforce resources.

*

Number of immigrants served: 343
Number of individuals with limited English proficiency served: 300
Number of individuals with disabilities served: 13
Number of people experiencing homelessness served: 64

Referrals to benefit programs: One pillar of the peer workforce navigator pilot will be raising awareness of and connecting individuals to unemployment benefits. We will work with community grantees to capture the number of referrals made to unemployment benefits and identify the individuals connected to UI benefits from this pilot *

421 referred to UI

• Number of workers enrolled in sectoral job training programs *

0-Though several individuals have been referred to training programs, this program does not enroll individuals in training-- thus further enrollments will be captured in longer term outcomes

• Number of workers completing sectoral job training programs *

0-Though several individuals have been referred to training programs, this program does not enroll individuals in training-- thus further enrollments will be captured in longer term outcomes

• Number of people participating in summer youth employment programs *

0

If applicable, please provide any other information to provide context to project status or to help reader interpret results *

n/a

Expand Progressive Employment Program

Project Information

Control Number *

O.49.1

Funding Amount

\$1,000,000

Initiative Name

Expand Progressive Employment Program

Project Name

Expand Progressive Employment Program

Sub-Expenditure Category

2.10-Assistance to Unemployed or Underemployed Workers (e.g. job training, subsidized employment, employment supports or i

Project Overview

Project Description

This initiative will expand the utilization of Progressive Employment, an evidence-based dual customer practice proven successful in increasing the employment of individuals who have not been traditionally employed in the workforce, including those who have little or no work history due to barriers - including stigma - but want to work. For the last five years, MDOL's Division of Vocational Rehabilitation incrementally and successfully deployed Progressive Employment statewide to employers and people with disabilities of all ages who are seeking employment. This funding will allow MDOL to pilot this evidence-based approach among two communities disproportionately impacted by the COVID-19 pandemic and facing significant barriers to employment—individuals who are justice-involved and those in recovery. Engagement of this previously untapped workforce will be key to Maine's economic recovery and the achievement of adding 75,000 workers to our talent pool as identified in the 10-Year Economic Development Strategy.

Schedule / Timeline

The Jobs Plan was approved by the Legislature in July 2021 and the legislation enacting the Maine Jobs & Recovery Plan took effect October 18, 2021. This program became active in July 2022.

Partners

Key partners will include employers who want to engage in Progressive Employment; all CareerCenter partners, including Title IB funded agencies, Adult Education, Department of Health and Human Services, Department of Economic and Community Development, Department of Corrections and ME Department of Transportation; and any organizations who are involved with the priority populations of job seekers with barriers.

Implementation of this initiative will be done in alignment with other MJRP initiatives that touch Maine employers and job seekers with barriers, including Pre-Apprenticeship; Career and Industry Awareness; Department of Economic and Community Development Dept. of Education career exploration; and Department of Economic and Community Development business diversity

Link to Project Website

Use of Evidence

Whether SLFRF funds are being used for evidence-based interventions *

Yes No Not Applicable

Please describe the evidence base for the interventions funded by the project *

MDOL's Division of Vocational Rehabilitation has five years of experience using Progressive Employment with youth and young adults with disabilities and now is offering the model statewide to Vocational Rehabilitation customers of all ages. From an AIR evaluation of the progressive employment model in Maine among youth with disabilities, estimates suggest that youth with disabilities "enrolled in the Progressive Employment program were 10.5 percentage points more likely to be employed in the first year after developing an individualized plan for employment than non-Progressive Employment clients. The result implies that Progressive Employment had an additional positive impact on the probability of youth being employed compared to traditional VR services."

The Vermont Agency of Human Services piloted the approach from March 2016 through December 2018 to SNAP work registrants with barriers, including homelessness, connections to the correctional system, and substance abuse. Multiple researchers are currently studying Progressive Employment and finding the model increases the likelihood of exiting Vocational Rehabilitation (VR) services with an employment outcome (Mann, Stapleton, & Porter, 2018), potentially reduces the early drop out from VR (Moore, Haines, Foley, Kwan, & Mitchell, 2018a and 2018b), results in high levels of satisfaction and engagement of businesses (Robertson, Noys, & Pan, 2019), and fosters collaborative environments among VR counselors and employment specialists serving individuals with disabilities (Yin & Siwach, 2019). The characteristics of individuals assisted through the Progressive Employment model tend to be those who are detached from the workforce and have multiple employment barriers, which suggests that it will be effective with the identified priority populations – those who are justice-involved and those in recovery.

The dollar amount of the total project spending that is allocated towards evidence-based interventions (If Applicable) *

\$1,000,000

Whether a program evaluation of the project is being conducted *

Yes No Not Applicable

Key Performance Indicators

Number of businesses or community organizations receiving technical assistance *

12 employers/organizations participated in DOL-lead progressive employment training to integrate as approach in their employment & training program

Number of individuals receiving career development or job training assistance *

Program started in spring 2023--too early for metrics

Number of newly employed or re-employed individuals *

Program started in spring 2023--too early for metrics

Participant demographics: Demographic information on Progressive Employment participants will be collected by

CareerCenter Counselors and recorded in the Maine Job Link to ensure that the two priority communities – those who are justice-involved and/or in recovery - are participating in the pilot project and accessing employment services. This data will be reviewed by the MDOL Progressive Employment coordinator and the MJRP director at least quarterly and can be disaggregated with adherence to confidentiality requirements.

*

Program started in spring 2023--too early for metrics

Fidelity to the Progressive Employment model: The four main components of the model – services to job seekers with barriers to employment; business relations; dual-customer team approach; and risk mitigation strategies – will be collected and tracked consistent with the model’s evidence base and technical assistance provided to project staff. This data will be reviewed by the MDOL MJRP director, in consultation with the MDOL DVR director, at least quarterly and can be disaggregated with adherence to confidentiality requirements. *

Program started in spring 2023--too early for metrics

Progressive Employment team training: To ensure that CareerCenter staff and partners develop competencies in utilizing the Progressive Employment model, we will also collect data on the number of participants and events that occur in training the deployment of Progressive Employment in this pilot project. This data will be reviewed by MDOL MJRP director, in consultation with the MDOL DVR director, at least quarterly and can be disaggregated as needed. *

12

Experience indicators: Satisfaction of Progressive Employment project job seekers, employers and staff service providers will be collected consistent with the model’s evidence base and technical assistance provided. This data will be reviewed by the MDOL MJRP director, in consultation with the MDOL DVR director, at the mid- and endpoint of the project and can be disaggregated with adherence to confidentiality requirements. *

Program started in spring 2023--too early for metrics

• Number of workers enrolled in sectoral job training programs *

Program started in spring 2023--too early for metrics

- Number of workers completing sectoral job training programs *

Program started in spring 2023--too early for metrics

- Number of people participating in summer youth employment programs *

Program started in spring 2023--too early for metrics

If applicable, please provide any other information to provide context to project status or to help reader interpret results *

n/a

Career Center Consultants - Workforce

Project Information

Control Number *

P.50.1

Funding Amount

\$1,100,000

Initiative Name

Career Center Consultants - Workforce

Project Name

Career Center Consultants - Workforce

Sub-Expenditure Category

2.10-Assistance to Unemployed or Underemployed Workers (e.g. job training, subsidized employment, employment supports or i

Project Overview

Project Description

The ARPA resources will expand capacity to provide intensive services to unemployed and underemployed job seekers—with a specific emphasis on communities that experienced disproportionate effects of COVID-19—including BIPOC communities, those with lower educational attainment, justice-involved, immigrant communities, and more. Job seekers will get help overcoming skill deficiencies, accessing supports to overcome barriers such as childcare and transportation, and an opportunity to receive continued follow-up support and guidance as they find suitable employment and start in new jobs.

The initiative is also important to business who are experiencing a shortage of workers. Many lost workers due to factors named above and others are experiencing a surge in business and are increasing staffing levels based on increased business in their sector. This initiative will dovetail efforts to fill openings with efforts to guide and prepare individuals for those in-demand jobs. It will provide direct connection and referral for individuals who have required qualifications, and will help individuals without needed skills access education and training resources to bridge the skills gap.

Schedule / Timeline

The Jobs Plan was approved by the Legislature in July 2021 and the legislation enacting the Maine Jobs & Recovery Plan took effect October 18, 2021. This program became active in December 2021.

Partners

While no other state agencies or external organizations are immediately involved in the planning efforts of this initiative, we envision collaborating closely with different partners to implement this work, including:
Community-based organizations who have existing relationships with individuals who may need career counselling assistance and/or connection to other workforce supports.
Local service providers who may offer additional services to support job search, training, and/or employment-related needs.
Employer/business community.

Other outreach worker initiatives Department of Environmental Protection employed through Dept. of Education or Department of Health and Human Services to ensure a coordinated support approach among similar priority communities.

Link to Project Website

<https://www.maine.gov/jobsplan/program/career-counseling-mainers-seeking-work>

Use of Evidence

Whether SLFRF funds are being used for evidence-based interventions *

Yes No Not Applicable

Please describe the evidence base for the interventions funded by the project *

In a June 2021 report prepared for the U.S. Department of Labor by Mathematica and Social Policy Research associates, it is stated that “job seekers assigned to receive intensive services—assistance through one-on-one counseling and workshops—achieved higher employment and earnings than those with access only to self-service resources.” It reported that “the intensive services group had earnings that were approximately \$3,300 higher across 36 months than the self-services group.” The goal of this initiative is to reach populations who have been underserved and help them understand their existing strengths, how to overcome skill deficits and other challenges, gain confidence in their skills and employability, and connect to good employment, and/or education/training opportunities and supports. We believe that with these individualized intensive services, these individuals will find quality employment faster than if they hadn't received the services. The funds under this initiative will be spent on activities that will help us learn the direct public benefit on employment and wages for the individuals and populations served.

The dollar amount of the total project spending that is allocated towards evidence-based interventions (If Applicable) *

\$1,100,000

Whether a program evaluation of the project is being conducted *

Yes No Not Applicable

Key Performance Indicators

Number of businesses or community organizations receiving technical assistance *

784 unique employers/organizations that received coaching, TA or other workforce services from ARPA outreach workers

Number of individuals receiving career development or job training assistance *

0--to reduce duplication and over-counting, all individual jobseekers served by ARPA outreach workers is captured in business case EE.100

Number of newly employed or re-employed individuals *

0--to reduce duplication and over-counting, all individual jobseekers served by ARPA outreach workers is captured in business case EE.100

Analysis of demographics of customers receiving services. Demographic information on individuals served by the CareerCenter Counselors will be collected via MJL and will be reviewed quarterly to monitor which communities are accessing services, and within those communities which populations, including a disaggregation by race and ethnicity. Age range, veteran status, socioeconomic status, disability, and ethnicity/race will be tracked & disaggregated.

*

To reduce duplication and over-counting, all data on jobseekers served by ARPA outreach workers is captured in business case EE.100

Wages: In addition, we will track median earnings of initiative participants to determine success at matching individuals with quality jobs. This data will be gathered from unemployment insurance wage records as reported by employers. The wage record information is recoded in the Maine JobLink through a system interface and will be included in quarterly reports. *

To reduce duplication and over-counting, all data on jobseekers served by ARPA outreach workers is captured in business case EE.100

Satisfaction of jobseekers and employers: After customers are served, we will seek to understand their level of satisfaction with the service provided and outcome achieved. This will be captured in a variety of ways—online through surveys via email & chat, over the phone and in-person. *

Not yet captured

• Number of workers enrolled in sectoral job training programs *

0--to reduce duplication and over-counting, all individual jobseekers served by ARPA outreach workers is captured in business case EE.100

• Number of workers completing sectoral job training programs *

0--to reduce duplication and over-counting, all individual jobseekers served by ARPA outreach workers is captured in business case EE.100

• Number of people participating in summer youth employment programs *

0--to reduce duplication and over-counting, all individual jobseekers served by ARPA outreach workers is captured in business case EE.100

If applicable, please provide any other information to provide context to project status or to help reader interpret results *

Note: Prior annual report indicated a program evaluation to be completed. After further review the department has determined that as this initiative is for staffing, this project will not be part of any planned program evaluations for federal reporting.

Apprenticeships to Facilitate Economic Recovery_1

Project Information

Control Number *

P.51.1

Funding Amount

\$1,000,000

Initiative Name

Apprenticeships to Facilitate Economic Recovery

Project Name

Apprenticeships to Facilitate Economic Recovery_1

Sub-Expenditure Category

2.10-Assistance to Unemployed or Underemployed Workers (e.g. job training, subsidized employment, employment supports or i

Project Overview

Project Description

The Maine Apprenticeship Program is leveraging ARPA and additional federal grant funds to accomplish the following three goals: 1: Expand high-quality pre & apprenticeships; 2: Increase number of under-represented workers in apprenticeship; 3: Develop an integrated & effective statewide apprenticeship system. A core strategy of apprenticeship expansion will be partnering with Maine's businesses and industry associations, unions, education and training providers, and community-based organizations to develop new pre-apprenticeship and expand existing apprenticeship programs. This initiative will specifically focus on building high quality pre-apprenticeship and apprenticeship programs for communities negatively affected by the pandemic including:

- Low-wage workers, lower income workers, workers of color
- Older workers and younger workers
- Women
- Justice involved
- Rural workers
- Those w/ lower educational attainment
- Individuals in recovery

Schedule / Timeline

The Jobs Plan was approved by the Legislature in July 2021 and the legislation enacting the Maine Jobs & Recovery Plan took effect October 18, 2021. This program became active in January 2022.

Partners

Dept. of Education - Career and Technical Education Director , connection to CTE center programming statewide
Department of Economic and Community Development - Director, Economic Development Coordination, identifying synergy possibilities between Department of Economic and Community Development efforts and Dept. of Labor efforts.
Department of Corrections - Vocational trades staff, navigating the expansion of apprenticeship in DOC statewide
Department of Health and Human Services – Workforce Program Manager, recognizing opportunities for Department of Health and Human Services and Dept. of Labor to leverage and braid resources within the health care sector

Maine Community College System – Department of Workforce Development, primary Maine Community College System contact for Dept. of Labor working toward recognizing opportunities for Maine Community College System and Dept. of Labor to leverage and braid resources

Link to Project Website

<https://www.maine.gov/jobsplan/program/maine-apprenticeship-program-expansion>

Use of Evidence

Whether SLFRF funds are being used for evidence-based interventions *

Yes No Not Applicable

Please describe the evidence base for the interventions funded by the project *

Results For America (source) rated “registered apprenticeship” as having a strong evidence base and cited the outcomes and impact after extensive national review:

- Increased employment rate by 8.6 percentage points

Estimated career earnings average of \$240,037 more than for similar nonparticipants

- Over the career of an apprenticeship, the estimated social benefits exceed the social costs by more than \$49,000

Based on Maine-specific data within the Maine apprenticeship program, recent apprentices realized, on average, a 40% growth in wages and 94% maintained

employment with sponsor employer. Additionally, apprenticeship benefits cited by sponsoring employers include reducing employee turnover and increasing

productivity, quality, safety, and worker versatility

Furthermore, the National Skills Coalition emphasizes the importance of pre-apprenticeship or pre-employment programs to provide foundational math and

technical skills as well as career coaching for people looking to access apprenticeships. The National Skills Coalition recommends these programs be

implemented to expand apprenticeship opportunities and education to traditionally underrepresented populations (Johnson and Spiker 2018).

The dollar amount of the total project spending that is allocated towards evidence-based interventions (If Applicable) *

\$1,000,000

Whether a program evaluation of the project is being conducted *

Yes No Not Applicable

Please describe evaluation design as noted in **Coronavirus State and Local Fiscal Recovery Funds Compliance** and Reporting Guidance pg. 38 *

Apprenticeship: A program evaluation will be conducted to understand the employment and wage outcomes of apprenticeship participants. The evaluation will examine the employment rates and wages prior to enrollment and after program completion. The evaluation will also consider industry retention among program completers. Outcomes will be disaggregated by demographic group and industry subsector where sample sizes are sufficient large enough—though likely to include gender, age and geographic region. The full evaluation will begin after program close—starting in December 2024.

Key Performance Indicators

Number of businesses or community organizations receiving economic assistance *

5 employers/organizations directly receiving MJRP funding to develop new or expand existing apprenticeship or pre-apprenticeship programs

Number of individuals enrolling in an internship, apprenticeship, or pre-apprenticeship program *

81

Number of workers earning a license or credential *

53

Number of new career development or job training programs offered *

1

Number of newly employed or re-employed individuals *

0

Analysis of demographics & geographic info of apprentices and pre-apprentices. Demographic information on individuals served will be collected via MJL and will be reviewed quarterly to monitor which communities are accessing services, and within those communities which populations, including a disaggregation by race and ethnicity. Age range, veteran status, socioeconomic status, substate region, disability, and ethnicity/race will be tracked & disaggregated. *

Demographics for individuals served across P.51, H.24, L.38, I.30 are reported in P.51.2 business case

Wages: In addition, we will track wage growth (starting & ending wage) for registered apprenticeship participants *

Not yet evaluated--will be measured in longer term outcomes

Program persistence & completion: To understand the effectiveness of program's and introduce additional supports where needed, MAP tracks apprenticeship program persistence and completion rates *

Not yet evaluated--will be measured in longer term outcomes

If applicable, please provide any other information to provide context to project status or to help reader interpret results *

n/a

Apprenticeships to Facilitate Economic Recovery_2

Project Information

Control Number *

P.51.2

Funding Amount

\$3,000,000

Initiative Name

Apprenticeships to Facilitate Economic Recovery

Project Name

Apprenticeships to Facilitate Economic Recovery_2

Sub-Expenditure Category

2.36-Aid to Other Impacted Industries

Project Overview

Project Description

The Maine Apprenticeship Program is leveraging ARPA and additional federal grant funds to accomplish the following three goals: 1: Expand high-quality pre & apprenticeships; 2: Increase number of under-represented workers in apprenticeship; 3: Develop an integrated & effective statewide apprenticeship system. A core strategy of apprenticeship expansion will be partnering with Maine's businesses and industry associations, unions, education and training providers, and community-based organizations to develop new pre-apprenticeship and expand existing apprenticeship programs. This initiative will specifically focus on building high quality pre-apprenticeship and apprenticeship programs for sectors negatively affected by the pandemic—including healthcare, clean energy, leisure & hospitality, public sector & education, retail, infrastructure (construction, broadband, logistics, trades), manufacturing, food & agriculture/fisheries/forestry.

Justification for allowable use: Maine ended 2019 with employment of 113,164 in Maine's Health Care and Social Assistance industry. Following the onset of the pandemic, employment in the industry dropped by 11.75% to 99,866 in April 2020 (source: Maine Center for Workforce Research and Information, Monthly Industry Employment). See attached PDF for justification for other affected industries noted above.

Schedule / Timeline

The Jobs Plan was approved by the Legislature in July 2021 and the legislation enacting the Maine Jobs & Recovery Plan took effect October 18, 2021. This program became active in January 2022.

Partners

Dept. of Education - Career and Technical Education Director , connection to CTE center programming statewide
Department of Economic and Community Development - Director, Economic Development Coordination, identifying synergy possibilities between Department of Economic and Community Development efforts and Dept. of Labor efforts.
Department of Corrections - Vocational trades staff, navigating the expansion of apprenticeship in DOC statewide
Department of Health and Human Services – Workforce Program Manager, recognizing opportunities for Department of Health and Human Services and Dept. of Labor to leverage and braid resources within the health care sector
Maine Community College System – Department of Workforce Development, primary Maine Community College System

contact for Dept. of Labor working toward recognizing opportunities for Maine Community College System and Dept. of Labor to leverage and braid resources

Link to Project Website

<https://www.maine.gov/jobsplan/program/maine-apprenticeship-program-expansion>

Key Performance Indicators

Number of businesses or community organizations receiving economic assistance *

7 employers/organizations directly receiving MJRP funding to develop new or expand existing apprenticeship or pre-apprenticeship programs

Number of individuals enrolling in an internship, apprenticeship, or pre-apprenticeship program *

180

Number of workers earning a license or credential *

72

Number of new career development or job training programs offered *

17

Number of newly employed or re-employed individuals *

94

Analysis of demographics & geographic info of apprentices and pre-apprentices. Demographic information on individuals served will be collected via MJL and will be reviewed quarterly to monitor which communities are accessing services, and within those communities which populations, including a disaggregation by race and ethnicity. Age range, veteran status, socioeconomic status, substate region, disability, and ethnicity/race will be tracked & disaggregated. *

The following represents demographics of individuals served across all apprenticeship business cases--P.51, L.38, I.30, H.24:

- Women served: 81
- People with disabilities served: 14
- People of color served: 73
- Justice involved served: 5
- Unemployed workers served: 72
- Youth served: 90

Wages: In addition, we will track wage growth (starting & ending wage) for registered apprenticeship participants *

Will be captured in longer term outcomes

Program persistence & completion: To understand the effectiveness of program's and introduce additional supports where needed, MAP tracks apprenticeship program persistence and completion rates *

Will be captured in longer term outcomes

If applicable, please provide any other information to provide context to project status or to help reader interpret results *

n/a

Connecting Workforce to Jobs_Portal

Project Information

Control Number *

P.52.1

Funding Amount

\$850,000

Initiative Name

Connecting Workforce to Jobs

Project Name

Connecting Workforce to Jobs_Portal

Sub-Expenditure Category

2.10-Assistance to Unemployed or Underemployed Workers (e.g. job training, subsidized employment, employment supports or i

Project Overview

Project Description

To ensure individuals and businesses most affected by COVID-19 are able to connect to much-needed social supports, training, programs, and job opportunities—and help employers connect more easily with jobseekers - funding will be used to develop a centralized online career portal, focused on the workforce system--to include career exploration, training, employment, and support services, and to brand and market Maine's workforce system as transparent and easily accessible. Maine's career portal, Work Source Maine, will be designed keeping specific constituent journeys in mind – with specific emphasis on these priority communities and industries most affected by COVID- to provide them a simple user-friendly way to access available jobs, workforce trainings, and other needed resources. The career portal will be concierge service connecting across partner sites, creating a “no wrong door” approach for Maine workers and employers, enabling ease of navigation to relevant education, training, and career/job pathway options. Also, MDOL seeks to support the development of a complementary portal, Bendable, which will be one piece of the Work Source Maine career portal. Bendable will be a comprehensive, searchable database of trainings that are occurring across Maine. This platform will support MDOL's efforts in connecting individuals to high quality training offerings to result in credential attainment—and is an important partner in the development of a more a navigable workforce system.

Schedule / Timeline

The Jobs Plan was approved by the Legislature in July 2021 and the legislation enacting the Maine Jobs & Recovery Plan took effect October 18, 2021. This program was approved through the state's internal documentation process in June 2022 and is now in progress.

Partners

The career portal working group consists of Dept. of Labor, Department of Economic and Community Development, Department of Health and Human Services, Dept. of Education/Adult Education, GOPIF, the University of Maine System, the Maine Community College System, and the National Governor's Association. Additionally, the three local workforce boards are currently being brought into the career portal working group.; In addition to the portal working group the SWB Workforce System Coordination committee will be providing input to the design and implementation of the portal.

Link to Project Website

<https://www.maine.gov/jobsplan/program/career-portal-and-emergency-support-jobseekers>

Use of Evidence

Whether SLFRF funds are being used for evidence-based interventions *

Yes No Not Applicable

Please describe the evidence base for the interventions funded by the project *

Illinois workNet Portal

Launched in 2005, the Illinois workNet Portal System is that state's one-stop virtual hub for resources and tools to help individuals, employers, and workforce/education partners achieve their training and employment goals. It is also relied on as a source for facilitating and connecting statewide programs.

From July 1, 2020, to June 30, 2021, Illinois workNet received over 10.8 million page views and had over 60,000 individual active accounts created. (PY 2020

WIOA Annual Statewide Performance Report Narrative, Illinois Workforce Innovation Board)

In April 2021 a Customer Feedback Survey indicated that 70 percent were satisfied/very satisfied with Illinois workNet, while only 6 percent were dissatisfied.

The three primary reasons why individuals utilized the site were to find job openings, explore career options and find training and education opportunities.

(PY 2020 WIOA Annual Statewide Performance Report Narrative, Illinois Workforce Innovation Board)

The dollar amount of the total project spending that is allocated towards evidence-based interventions (If Applicable) *

\$850,000

Whether a program evaluation of the project is being conducted *

Yes No Not Applicable

Key Performance Indicators

Number of individuals receiving career development or job training assistance *

0 - portal in development

One of the essential outcomes of this initiative is that we will measure is how one centralized platform facilitates seamless user navigation to the activities and resources on multiple agency websites or platforms.

*

0 - portal in development

We will develop a dashboard to keep track of on-going engagement and activity to make data-based decisions on each specific constituent journey. *

0 - portal in development

Visitor stats—analysis of demographics of visitors to ensure we’re reaching the communities most in need—and understanding of where they are coming from. We will track overall users and employers using the integrated portal as a metric to understand how the portal is broadening reach and engagement with Maine's workforce system *

0 - portal in development

Portal activity—understanding of a user journey in terms of pages viewed, time spent on page and where individuals are likely to get stuck or leave the site to provide guidance on how to strengthen site *

0 - portal in development

Referrals—analysis showing the connection of individuals to a workforce resource through the portal and the individual’s ultimate outcome, i.e. connected to a training or educational program, got a job, etc. *

0 - portal in development

Career Pathways – we will track the number of career pathways (developed through the Maine Industry Partnerships for Workforce Development initiative) available to Maine workers. *

0 - portal in development

• Number of workers enrolled in sectoral job training programs *

0 - portal in development

• Number of workers completing sectoral job training programs *

0 - portal in development

- Number of people participating in summer youth employment programs *

0 - portal in development

If applicable, please provide any other information to provide context to project status or to help reader interpret results *

Development of portal is in progress.

Note: Prior annual report indicated a program evaluation to be completed. After further review the department has determined that the evaluation planned is intended for internal program monitoring and process improvement, as opposed to federal program evaluation purposes.

Connecting Workforce to Jobs_Workers Fund

Project Information

Control Number *

P.52.2

Funding Amount

\$2,850,000

Initiative Name

Connecting Workforce to Jobs

Project Name

Connecting Workforce to Jobs_Workers Fund

Sub-Expenditure Category

2.10-Assistance to Unemployed or Underemployed Workers (e.g. job training, subsidized employment, employment supports or i

Project Overview

Project Description

The Maine Department of Labor is working with local workforce boards to improve employment outcomes for those affected by the COVID-19 pandemic, including low-income workers, unemployed & underemployed workers, workers of color, individuals without a college degree, women, younger & older workers, rural workers, women, workers with disabilities, re-entry & recovery communities. Local boards will develop or expand approaches that 1) Address basic needs not met by existing programs to support job placement/retention and 2) Connect with individuals disengaged from the workforce system. This portion of the funding will provide grants to local area workforce boards to expand and enhance their ability to serve workers from high-need populations and remove some of the barriers to accessing the workforce.

Schedule / Timeline

The Jobs Plan was approved by the Legislature in July 2021 and the legislation enacting the Maine Jobs & Recovery Plan took effect October 18, 2021. This program was approved through the state's internal documentation process in December 2022 and is now pending launch.

Partners

There are no other state agencies involved in the design process of this fund at this stage. The Maine Department of Labor solicited input from local workforce boards about this funding opportunity to enable them to address workforce needs not met by their existing programs and resources.

Link to Project Website

<https://www.maine.gov/jobsplan/program/career-portal-and-emergency-support-jobseekers>

Use of Evidence

Whether SLFRF funds are being used for evidence-based interventions *

Yes No Not Applicable

Please describe the evidence base for the interventions funded by the project *

Local workforce boards will propose how to spend their grant funding on evidence-based interventions. These proposals are likely to include:

Providing basic needs support to address unmet needs. Local workforce boards may use their funds to address workers' basic needs based on the WIOA supportive services model. Research by the Institute for Women's Policy and Research suggests that individuals whose supportive services needs are well met have improved job training and retention outcomes.

Community partnerships as a recruitment tool. Research prepared for the U.S. Department of Labor demonstrates that partnering with community organizations and leaders with "street-corner presence and credibility to engage in word-of-mouth conversations to build trust and invite participation" has proven effective at reaching youth disconnected from workforce development systems.

Recruitment or marketing campaigns. Robust social media campaigns or mobile recruitment techniques have proven effective at reaching individuals disconnected from existing workforce systems. Orleans Parish Workforce Development Board implemented a multi-channel social media campaign to inform individuals about their resources. Minnesota's Workforce Board (Area #2) launched a "Trades Bus," a mobile career unit, to raise awareness about their programs in local communities.

The dollar amount of the total project spending that is allocated towards evidence-based interventions (If Applicable) *

\$2,850,000

Whether a program evaluation of the project is being conducted *

Yes No Not Applicable

Key Performance Indicators

Number of individuals receiving career development or job training assistance *

0 - program contracts executed in spring 2023, outcomes not yet captured

Number of newly employed or re-employed individuals *

0 - program contracts executed in spring 2023, outcomes not yet captured

Number of households receiving household assistance *

0 - program contracts executed in spring 2023, outcomes not yet captured

analysis of demographic and geographic information of individuals served: Demographic information on individuals served mirroring that for individuals employed or re-employed will be collected via MJL and will be reviewed quarterly to monitor which communities are accessing service.

*

0 - program contracts executed in spring 2023, outcomes not yet captured

Longer Term Employment Rates: MJL will be used to monitor the job retention rates of individuals whose employment was secured or supported by the program (at 6 and 12 months after participation). *

0 - program contracts executed in spring 2023, outcomes not yet captured

Measure New Community Outreach: Depending on the nature of each LWIB proposal, we will also track the number of new community partners or referral pipelines initiated to reach the target populations. Local Workforce Boards will be required to report this information quarterly. *

0 - program contracts executed in spring 2023, outcomes not yet captured

• Number of workers enrolled in sectoral job training programs *

0 - program contracts executed in spring 2023, outcomes not yet captured

• Number of workers completing sectoral job training programs *

0 - program contracts executed in spring 2023, outcomes not yet captured

• Number of people participating in summer youth employment programs *

0 - program contracts executed in spring 2023, outcomes not yet captured

If applicable, please provide any other information to provide context to project status or to help reader interpret results *

n/a

Competitive Skills Scholarships

Project Information

Control Number *

P.53.1

Funding Amount

\$1,500,000

Initiative Name

Competitive Skills Scholarships

Project Name

Competitive Skills Scholarships

Sub-Expenditure Category

2.10-Assistance to Unemployed or Underemployed Workers (e.g. job training, subsidized employment, employment supports or i

Project Overview

Project Description

The Competitive Skills Scholarship Program (CSSP) provides eligible applicants with financial support for education and training for High-Wage, In-Demand (HWID) Maine jobs. This funding will allow for the expansion of the current program to serve additional residents with an enhanced focus on individuals whose employment was impacted by COVID by intentionally targeting outreach to unemployed individuals, with an emphasis and increased flexibility to focus on short-term trainings that result in a postsecondary certificate, undergraduate degree, or industry recognized credential, leading to employment in HWID occupations. In addition to the financial support for tuition and fees that are not paid from other sources, including federal financial aid, the grant may also pay for other supports while a student is in training including childcare, transportation, books, supplies, equipment, and remedial and prerequisite training. In situations where a student fails to gain employment after successful completion of their training, an On-the-Job Training option could be introduced, making a direct connection to employment.

Schedule / Timeline

The Jobs Plan was approved by the Legislature in July 2021 and the legislation enacting the Maine Jobs & Recovery Plan took effect October 18, 2021. This program was approved through the state's internal documentation process in October 2022 and is now accepting scholarship applications.

Partners

- Community Colleges – Collaborate to identify short-term trainings for employment in HWID occupations
- Adult Education providers – Collaborate to identify short-term trainings for employment in HWID occupations
- Department of Environmental Protection. of Health and Human Services – HOPE Program and FSET Program. Co-enrollment opportunities
- WIOA Providers. Co-enrollment opportunities

Link to Project Website

<https://www.maine.gov/jobsplan/program/competitive-skills-scholarship-program>

Use of Evidence

Whether SLFRF funds are being used for evidence-based interventions *

Yes No Not Applicable

Please describe the evidence base for the interventions funded by the project *

This funding will help expand and serve more individuals through the existing Competitive Skills Scholarship program—with an enhanced focus on short term trainings. The CSSP program has achieved positive outcomes in wage growth, credential attainment and employment:

- Entered employment. CSSP served 1,140 individuals during calendar year 2019. Between April 2018 and March 2019 (the most recent period that captures wage earnings of those exited), a total of 362 individuals completed the program and 77% entered employment in Maine.
- Improved wage earnings. Of those completing the program between April 2018 and March 2019, participants' average quarterly wage earnings after completion increased by 75.12%
- Positive credential attainment rate. In the most recent year, 346 individuals completed CSSP with 67% successfully earning their degree or industry recognized credential. Of those who exited in 2019, 35 earned associate degrees, 34 earned bachelor's degrees, and 162 earned post-secondary occupational skills certificates or credentials of value.
- Relevant training for employers. CSSP trains individuals for in-demand jobs available in Maine. According to Maine's Occupational Employment Outlook to 2026, the largest job gains are expected in Health Practitioner and Technician and Healthcare Support occupations. Twenty-six percent of CSSP trainees choose healthcare occupations.

The dollar amount of the total project spending that is allocated towards evidence-based interventions (If Applicable) *

\$1,500,000

Whether a program evaluation of the project is being conducted *

Yes No Not Applicable

Key Performance Indicators

Number of individuals receiving career development or job training assistance *

6 (the program began enrolling individuals in June 2023)

Number of individuals receiving financial assistance for education *

0--no financial assistance has been invoiced yet as program enrollment began late June 2023

Number of workers earning a license or credential *

0--program was leveraging existing funds and began drawing down from ARPA funds in June 2023. Too early for outcomes.

Number of newly employed or re-employed individuals *

0--program was leveraging existing funds and began drawing down from ARPA funds in June 2023. Too early for outcomes.

Analysis of demographics of customers receiving services. Demographic information on individuals enrolled in CSSP will be collected via MJL and will be reviewed quarterly to monitor which communities are accessing services, and within those communities which populations, including a disaggregation by race and ethnicity. Gender, age range, veteran status, socioeconomic status, disability, and ethnicity/race will be tracked & disaggregated. *

0--program was leveraging existing funds and began drawing down from ARPA funds in June 2023. Too early for outcomes.

Industries and occupations most affected: The specific trainings, credentials and occupations where CSSP participants become employed will all be tracked and reported on a periodic basis. We will examine which COVID affected industries and occupations are receiving the most CSSP trained employees *

6--HVAC, CDL, massage therapy trainings

Wage growth: We will capture the wage growth of individuals who participate in CSSP short term training programs, comparing their wage when they entered to the program to their ending wage when they've entered employment post-training. *

0--program was leveraging existing funds and began drawing down from ARPA funds in June 2023. Too early for outcomes.

• Number of workers enrolled in sectoral job training programs *

6

• Number of workers completing sectoral job training programs *

0--program was leveraging existing funds and began drawing down from ARPA funds in June 2023. Too early for outcomes.

• Number of people participating in summer youth employment programs *

0--not applicable

If applicable, please provide any other information to provide context to project status or to help reader interpret results *

Program was leveraging existing funds and began drawing down from ARPA funds in June 2023. Too early for outcomes.

Improve Career & Industry Awareness

Project Information

Control Number *

P.54.1

Funding Amount

\$3,700,000

Initiative Name

Improve Career & Industry Awareness

Project Name

Improve Career & Industry Awareness

Sub-Expenditure Category

2.36-Aid to Other Impacted Industries

Project Overview

Project Description

The initiative will create industry-driven partnerships via workforce intermediaries, to include industry associations, groups of employers and other collaboratives, that organize and address the employment needs of industries impacted by COVID-19 through accessing funding, training, and education in the public workforce system, resulting in improved staffing for employers and a coordinated approach to developing talent for workers and jobseekers. These industries most affected by COVID-19 include leisure & hospitality, healthcare, education, retail, clean energy, infrastructure, manufacturing, agriculture & information. Sector-based strategies have been shown to improve employer approaches to staffing, training, and advancing workers, resulting in reduced vacancies and increased employment of residents.

Schedule / Timeline

The Jobs Plan was approved by the Legislature in July 2021 and the legislation enacting the Maine Jobs & Recovery Plan took effect October 18, 2021. This program became active in May 2022.

Partners

The current Maine Industry Partnership Collaborative members are, State Workforce Board, Maine Adult Education, Department of Education, Department of Economic and Community Development, Department of Health and Human Services.

Link to Project Website

<https://www.maine.gov/jobsplan/program/industry-partnerships-workforce-development-initiative>

Key Performance Indicators

Number of businesses or community organizations receiving economic assistance *

6 organizations received grant funding

Number of businesses or community organizations receiving technical assistance *

12 partners are engaged in industry partnership learning activities

Recruitment activities to potentially include: number of employees hired due to recruitment activities, demographics of employees hired, number of staff vacancies filled *

27 individuals newly employed
700 participants engaged in various recruitment events, workshops, activities

Retention activities to potentially include: retention rate of employees of industry partners, number of employee advancements due to retention activities, number of staff trained during grant period on DEIA related-topics to support inclusion *

N/A

Training activities to potentially include: number of new training programs created, number of employees earning a credential of value, wage gains of employees involved in training programs, *

39 participants engaged in training developed or offered by industry partners
29 individuals earned a credential or license through training programs
5 new job training programs created or expanded

Career Pathway Maps for every employer in the Industry Partnership. Expand access to career pathways via increased awareness, multiple on-ramps, and wraparound supports. This supports the development of the state's new workforce system portal for job seekers and employers. Career pathway maps for the industry that detail occupations with significant numbers of workers, the skill/education/licensing requirements for each position, the training and education available in the state for those occupations, and the career progressions possible. This information will be utilized by the state of Maine in creating a uniform set of career pathways maps with linkages that will be a main feature of the new portal. This collection will be collected quarterly from industry partners with the vast majority collected by end of year. *

5 career pathway maps have been created

If applicable, please provide any other information to provide context to project status or to help reader interpret results *

N/A

Eligibility Specialist

Project Information

Control Number *

P.55.1

Funding Amount

\$400,000

Initiative Name

Eligibility Specialist

Project Name

Eligibility Specialist

Sub-Expenditure Category

2.37-Economic Impact Assistance: Other

Project Overview

Project Description

The federal Work Opportunity Tax Credit (WOTC) program provides tax credits to employers who hire individuals that face serious barriers to finding employment, from populations most affected by the COVID-19 pandemic. These individuals include long-term unemployed individuals, unemployed veterans, low-wage workers, justice-involved individuals, and workers in certain rural counties—all of which were negatively affected by COVID. This funding will explore and potentially implement systems updates and upgrades and create additional capacity (via on eligibility specialist position) to process employer applications to take advantage of this program. This position will concentrate on applications received since the beginning of the COVID-19 pandemic. Expediting the processing of applications filed by the employers will serve as a catalyst in ensuring that the targeted population (individuals disproportionately affected due to COVID-19) becomes gainfully employed at a faster rate.

Schedule / Timeline

The Jobs Plan was approved by the Legislature in July 2021 and the legislation enacting the Maine Jobs & Recovery Plan took effect October 18, 2021. This program became active in January 2022.

Partners

Will want to collaborate with Department of Economic and Community Development in communications to employers about opportunities to support businesses in recruitment & workforce support challenges, to include WOTC tax credit availability

Link to Project Website

<https://www.maine.gov/jobsplan/program/work-opportunity-tax-credit-program>

Use of Evidence

Whether SLFRF funds are being used for evidence-based interventions *

Yes No Not Applicable

Please describe the evidence base for the interventions funded by the project *

The effectiveness of the Work Opportunity Tax Credit (WOTC) is assessed by The National Conference of State Legislatures (NCSL) in the following report. In summary, the report concludes that WOTC, and programs like WOTC: "... work in that they achieve the result hoped for, which is being associated with statistically significant improvements in the labor market outcomes of participants. The difficulties that disadvantaged individuals face in securing jobs are difficult to crack. Programs designed to improve those outcomes face many obstacles. Employment subsidies appear to be the best approach in part because they tap private funds and in part because they are directed closest to the problem, which is to get individuals into jobs. Especially compared to other active labor market policies, the evidence on the effectiveness of hiring subsidies is quite positive. The direct evidence on the WOTC program per se is very limited, but we can make reasonably informed judgments about its effectiveness – especially its cost-effectiveness – by using a variety of evidence about the program and about similar programs. The evidence we have suggests that even with conservative estimates the program is very cost-effective. The benefits to taxpayers appear to exceed the costs of the program... Beyond the goal of assisting disadvantaged job seekers, the WOTC program should also be seen as a cost-saving program for the government."

The dollar amount of the total project spending that is allocated towards evidence-based interventions (If Applicable) *

\$400,000

Whether a program evaluation of the project is being conducted *

Yes No Not Applicable

Key Performance Indicators

Number of businesses or community organizations receiving economic assistance *

508 unique employers/organizations with certified WOTC applications for new hires

Number of newly employed or re-employed individuals *

0-this program provides administrative support for WOTC applications, does not directly employ individuals

Total number of individuals from target groups eligible for WOTC as determined by successful application *

Individuals receiving SNAP: 244
Individuals on SSI: 830
Young adult in rural counties: 602
Long term family assistance TANF recipient: 268
Formerly incarcerated: 135
Unemployed veteran: 330

Demographic information and individual SSN will be captured to track outcomes within this program and understand how individuals might be served by multiple programs—and the resulting impact.

*

Individuals receiving SNAP: 244
Individuals on SSI: 830
Young adult in rural counties: 602
Long term family assistance TANF recipient: 268
Formerly incarcerated: 135
Unemployed veteran: 330

Processing metrics: As a goal of this initiative is to process applications submitted by employers during the pandemic, staff will track processing rates in terms of remaining backlog, processing time and monitor the rate of eligibility among submitted applications. *

Prior to ARPA funding, 1,300 applications were processed in one quarter. In the most recent quarter (Q2 2023), nearly 4,000 applications were processed

Demographics: Staff will report on breakdown of WOTC demographic (i.e.: new hire target group) benefitting from applications certified (ex: Felons with hire date within one year of conviction or release, Food Supp received during 6 months prior to hire, long term unemployed, unemployed 27 or more weeks and received at least one unemployment payment in that time frame, etc.). We will track participation across these demographic groups to inform areas of focused outreach. *

Individuals receiving SNAP: 244
Individuals on SSI: 830
Young adult in rural counties: 602
Long term family assistance TANF recipient: 268
Formerly incarcerated: 135
Unemployed veteran: 330

Geographic: Staff will coordinate with data management system provider (Certlink) to develop reporting by new hire county. We will track participation across these demographic groups to inform areas of focused outreach. *

Androscoggin 790
Aroostook-619
Cumberland-699
Franklin-57
Hancock-80
Kennebec-473
Knox-69
Lincoln-49
Oxford-187
Penobscot-544
Piscataquis-90
Sagadahoc-99
Somerset- 167
Waldo-52
Washington-56
York-442

If applicable, please provide any other information to provide context to project status or to help reader interpret results *

n/a

Senior Economic Research Analyst

Project Information

Control Number *

P.56.1

Funding Amount

\$600,000

Initiative Name

Senior Economic Research Analyst

Project Name

Senior Economic Research Analyst

Sub-Expenditure Category

3.4-Public Sector Capacity: Effective Service Delivery

Project Overview

Project Description

This initiative will provide funding to Maine's Department of Labor for additional evaluation and monitoring capacity as well as case management systems improvement to analyze and improve the outcomes and effectiveness of the Maine Jobs & Recovery Plans workforce initiatives. Many Jobs Plan programs are aimed at advancing three goals: increasing the number of individuals connected to jobs in Maine, increasing the attainment of credentials of value, and increasing the average wage among Mainers. It is imperative to track the success of the workforce initiatives in accordance with these goals—and look at data to ensure that communities and industries most affected by COVID-19 are engaged in supports and realize the benefits of these investments. Several programs are pilot efforts where learning what worked and what didn't is particularly essential for sustaining the impact of these investment.

Schedule / Timeline

The Jobs Plan was approved by the Legislature in July 2021 and the legislation enacting the Maine Jobs & Recovery Plan took effect October 18, 2021. This program was approved through the state's internal documentation process in October 2022 and is now in progress

Partners

Preliminary conversations on data collection and outcomes tracking with GOPIF, Department of Economic and Community Development and Department of Health and Human Services partners

Link to Project Website

<https://www.maine.gov/jobsplan/program/job-and-career-programs-learning-evaluation>

Key Performance Indicators

Number of businesses or community organizations receiving technical assistance *

0--resources are allocated to evaluate workforce programs

Number of individuals receiving career development or job training assistance *

0--resources are allocated to evaluate workforce programs

Number of individuals receiving financial assistance for education *

0--resources are allocated to evaluate workforce programs

Number of workers earning a license or credential *

0--resources are allocated to evaluate workforce programs

Number of newly employed or re-employed individuals *

0--resources are allocated to evaluate workforce programs

Analysis of demographics of customers receiving services. Demographic information on individuals enrolled in MJRP MDOL workforce programs will be collected via MJL and will be reviewed quarterly to monitor which communities are accessing services. Gender, age range, veteran status, socioeconomic status, disability, and ethnicity/race will be tracked & disaggregated. *

0--resources are allocated to evaluate workforce programs

Wage growth: We will capture the wage gains of individuals who participate in MDOL MJRP workforce programs, comparing their wage when they entered to the program to their ending wage when they've entered employment post-training. *

0--resources are allocated to evaluate workforce programs

Overall spending: An additional metric that will be tracked and regularly reported on is spending per program, remaining funds, and spending per program participant to understand the cost effectiveness of programs in achieving desired outcomes *

0--resources are allocated to evaluate workforce programs

If applicable, please provide any other information to provide context to project status or to help reader interpret results *

This initiative is focused on evaluating program outcomes and developing program dashboards--it is not responsible in itself for directly service delivery to individuals or businesses but rather monitors and informs program improvement efforts. As this is a supporting staff vs direct service delivery role, we will be updating the metrics in the business case to more accurately reflect that work--to potentially include number of program dashboards created, number program evaluations completed, and number of meetings held with program teams focused on data analysis and program improvement.

Contracted Service for Licensing & Compliance

Project Information

Control Number *

Q.57.1

Funding Amount

\$8,000,000

Initiative Name

Contracted Service for Licensing & Compliance

Project Name

Contracted Service for Licensing & Compliance

Sub-Expenditure Category

6.1-Provision of Government Services

Project Overview

Project Description

The Maine Department of Environmental Protection (DEP) is seeking to procure a modern, internet-based Enterprise Licensing System (ELS) and implementation services.

The implementation of a modern, internet-based ELS will provide new tools such as a self-service portal and automatic application validation that will enable remote application completion and reduced manual work. This will remove the need for human interaction and speed up the processing times which will allow for a safer, more efficient economic recovery from the COVID-19 Pandemic.

Schedule / Timeline

The Jobs Plan was approved by the Legislature in July 2021 and the legislation enacting the Maine Jobs & Recovery Plan took effect October 18, 2021. This program became active in March 2022.

Partners

Contracted Partner Berry Dunn MacNeil Parker LLC has been intrinsically involved with the planning stages of this initiative. Key licensing customers (frequently engaged consultants, small and large businesses doing many infrastructure projects) are the primary external stakeholders in this initiative.

Maine IT will be engaged in the implementation of this initiative because of the requirements to comply with State of Maine IT security, accessibility and architecture policies and because of the extensive integration with existing information systems. Some of these existing information systems are at the Department of Environmental Department of Environmental Protection, and some support business at other State of Maine agencies (e.g. AdvantageME at the Department of Administrative and Financial Services).

Link to Project Website

<https://www.maine.gov/jobsplan/program/increase-licensing-efficiency>

Key Performance Indicators

Number of businesses that obtain a license through the new ELS *

In Contract Negotiation.

How many licenses have been transitioned to the ELS online portal, enhancing economic, social and environmental equity. *

In Contract Negotiation.

Number of licensing programs that have been made ADA accessible. *

In Contract Negotiation.

Number of licenses that have been transitioned to the new ELS. *

In Contract Negotiation.

Percentage by which customers's satisfaction with the licensing system has increased, as measured by online survey. *

In Contract Negotiation.

Dollars paid online that are associated with the new ELS. *

In Contract Negotiation.

Number of critical business requirements met by ELS vendor. *

In Contract Negotiation.

If applicable, please provide any other information to provide context to project status or to help reader interpret results *

In Contract Negotiation.

Contract Grant Specialist (PreK Expansion)

Project Information

Control Number *

R.58.1

Funding Amount

\$10,000,000

Initiative Name

Contract Grant Specialist (PreK Expansion)

Project Name

Contract Grant Specialist (PreK Expansion)

Sub-Expenditure Category

2.14-Healthy Childhood Environments: Early Learning

Project Overview

Project Description

Establishes one limited-period Contract Grant Specialist position through June 10, 2023 and provides funding for one contracted distinguished educator position to provide technical assistance and professional learning to school administrative units for prekindergarten expansion. Provides funds to the Department of Education for grants to school administrative units to establish new or expanded public prekindergarten programs to increase the number of children accessing high-quality prekindergarten. Priority will be given to programs that engage in community partnerships, provide longer duration of education, support inclusive programming and enroll socioeconomically disadvantaged students.

Schedule / Timeline

The Jobs Plan was approved by the Legislature in July 2021 and the legislation enacting the Maine Jobs & Recovery Plan took effect October 18, 2021. This program became active in September 2021.

Partners

The Children's Cabinet Coordinator in the Governor's Office of Policy Innovation and the Future

Link to Project Website

<https://www.maine.gov/jobsplan/program/pre-kindergarten-expansion-grants>

Use of Evidence

Whether SLFRF funds are being used for evidence-based interventions *



Yes



No



Not Applicable

Please describe the evidence base for the interventions funded by the project *

Provision of high-quality public pre-k has been extensively documented in research as an effective intervention for promoting whole child development and or attributing to long-term positive impacts. A 2019 synthesis of the research by the Learning Policy Institute on the impacts of pre-k found that investments in early childhood education bolster student success and have positive impacts on children's early literacy, math, and, social-emotional skills. While all children can benefit from high-quality pre-k, positive impacts are greater for children who are economically disadvantaged and who have special needs (Yoshikawa, H., et al., 2013). Within Maine, results of the 2015-2019 federally funded Pre-K Expansion Grant (PEG) demonstrated 75% of students attending public pre-k programs funded through the grant that began the year at high-risk in school readiness target areas were no longer at high risk by the end of the year. Not only have direct benefits to children's development been documented, but the economic benefits of pre-k have also been established--cost-benefit analyses show high-quality preschool programs can yield up to a \$17 return for each dollar invested, when lifetime outcomes that result in contributions to society are considered (Learning Policy Institute, 2019).

The dollar amount of the total project spending that is allocated towards evidence-based interventions (If Applicable) *

\$9,500,000

Whether a program evaluation of the project is being conducted *

Yes No Not Applicable

Key Performance Indicators

Number of children enrolled in early childhood or PreK programs *

319

Student Enrollment: Intended outcome is an overall increase in Maine 4 year olds attending public pre-k *

Of the 319 students enrolled, 193 are new student slots added to Maine's overall pre-k enrollment while the rest were student slots shifting from part-day to full day/full week programming.

Program Length: Intended outcome is to increase the overall number of full day/ full year slots either by converting existing part day/ part week slots to full day/ full week and/or through the addition of new full day/ full year slots. *

Of the 319 students enrolled, 262 were in programs providing full day/full week programming.

Partnerships *

The number of partnerships between School Administrative Units and community providers for provision of public pre-k increased by 3 partnerships.

Program Quality Standards *

Alignment of program to quality standards established in Chapter 124 is collected using a program standards monitoring tool. The maximum total points a program can receive is 60. The average number of points for programs in the project was 51.8 in the fall of 2022 and, through technical assistance and monitoring support, grew to 55.2 in the spring of 2023.

Child/Teacher Interactions and Classroom Environment *

The quality of classroom environment and interactions with children is measured using an evidence-based observation tool (CLASS) conducted by a certified observer (DOE Early Childhood Monitor). Aggregate results across the programs demonstrated gains for each of 3 domains as well as in the classroom environment score as follows:

Emotional Support: Shift from 6.06 in Fall 2022 to 6.44 in Spring of 2023

Classroom Organization: Shift from 5.24 in Fall 2022 to 6.02 in Spring of 2023

Instructional Support: Shift from 3.62 in Fall 2022 to 4.06 in Spring of 2023

All of the aggregate scores were above the national average.

- Number of children served by childcare and early learning services (pre-school/pre-K/ages 3-5) *

319

- Number of families served by home visiting *

0

If applicable, please provide any other information to provide context to project status or to help reader interpret results *

Prior year annual report indicated a that a program evaluation would be completed. After further review of the UST guidance it has been determined that the program monitoring for this initiative will be conducted for internal management purposes and not for federal reporting purposes.

Low Income Weatherization Initiative

Project Information

Control Number *

R.59.1

Funding Amount

\$25,000,000

Initiative Name

Weatherization & Efficiency Upgrades

Project Name

Low Income Weatherization Initiative

Sub-Expenditure Category

2.2-Household Assistance: Rent Mortgage and Utility Aid

Project Overview

Project Description

This project will deploy \$25 million to accelerate home weatherization and efficiency retrofits of existing homes for low- and moderate-income (LMI) Mainers, including older residents and renters. The project will partner with weatherization contractors to market the opportunity to qualifying homes, including multi-unit dwellings, and will deliver financial incentives for delivery of labor and materials associated with completed weatherization projects.

Schedule / Timeline

The Jobs Plan was approved by the Legislature in July 2021 and the legislation enacting the Maine Jobs & Recovery Plan took effect October 18, 2021. This program became active in January 2022.

Partners

Efficiency Maine Trust (EMT) will coordinate with MaineHousing and, to the extent possible, with the Department of Health and Human Services, to verify eligibility of Maine households receiving means-tested state or federal assistance and to share information with LMI households about the program. EMT will also collaborate with MaineHousing, the Governor's Energy Office, and the Department of Labor to monitor workforce capacity among weatherization providers and to support training programs for this purpose as necessary. EMT is coordinating with MaineHousing.

Link to Project Website

<https://www.maine.gov/jobsplan/program/energy-efficiency-and-weatherization-homeowners-small-businesses-and-local-governments>

Use of Evidence

Whether SLFRF funds are being used for evidence-based interventions *

Yes No Not Applicable

Please describe the evidence base for the interventions funded by the project *

All of the project funds will be used for weatherization, which constitutes an evidence-based intervention. This includes spending associated with both administration and project execution.

The dollar amount of the total project spending that is allocated towards evidence-based interventions (If Applicable) *

\$25,000,000

Whether a program evaluation of the project is being conducted *

Yes No Not Applicable

Please describe evaluation design as noted in **Coronavirus State and Local Fiscal Recovery Funds Compliance** and Reporting Guidance pg. 38 *

The program evaluation of the project will be conducted; however, it has not started yet.

The project will be evaluated as part of EMT's existing program evaluation process. The Efficiency Maine Trust Act provides that the Trust is required to arrange for an independent evaluation of each major program at least once every five years. The analysis is conducted by independent third parties that specialize in the evaluation of energy efficiency programs. Program evaluations conducted by these third parties are designed to: Document and verify the program impacts on energy and demand savings; and, Assess program cost-effectiveness. Each program evaluation typically includes collection and analysis of both qualitative and quantitative data and methods, through steps such as: Program staff interviews; Customer telephone surveys; Interviews with trade allies (participating installers, distributors, retailers, and manufacturers); On-site data logging and equipment verification; Analysis of utility bills; Assessments of impact factors (in-service rate, realization rates); Net impact assessment; and, Cost-effectiveness assessment.

This funding flows through the Trust's ongoing Low-Income Initiatives, which will be evaluated as part of the Trust's existing program evaluation process. The Trust will develop an RFP for a competitive bidding process after the timeframe in which income-eligible weatherization projects are funded by the American Rescue Plan Act.

Key Performance Indicators

Number of households receiving household assistance *

866

Equity (in project access, delivery, or results)

Equity is the central aim of this project; all households participating in this project will fall within the LMI demographic. EMT will use geographic data to further report on the number of participating LMI households by community.

EMT requires an application form for every project. Among the required fields on this form is the project installation address. The consumer and the contractor sign the forms submitted to EMT. The program delivery teams enter this information into EMT's project tracking database (called "effRT"). EMT can then sort projects by address to determine the number of households served in a given area. EMT staff will conduct quarterly reviews of these metrics during the project period.

To further measure equity in project results, EMT will supplement this performance indicator with additional demographic data collected through voluntary participant surveys. These surveys may include questions relating to income level, number of individuals in the household, etc. *

596 participants out of 870 live in economically disadvantaged communities.

- 9% had a household income less than \$15,000
- 23% had a household income of \$15,000 to \$34,999
- 20% had a household income of \$35,000 to \$49,999
- 20% had a household income of \$50,000 to \$74,999
- 9% had a household income of \$75,000 to \$99,999
- 4% had a household income over \$100,000
- 15% preferred not to indicate their household income

Lifetime cost savings and carbon reductions

EMT requires an application form for every project. Among the required fields on this form is the type of weatherization project being installed (e.g., air sealing, attic insulation, basement insulation, etc.). The consumer and the contractor sign the forms submitted to EMT. The program delivery teams enter this information into EMT's project tracking database (called "effRT"). The database assigns a deemed energy savings value for each project type based on average values in the Trust's Technical Reference Manuals. The energy savings are converted to indicate lifetime cost savings and carbon reductions. EMT staff will conduct quarterly reviews of these metrics during the project period. *

The installed weatherization measures will save \$4,406,192 over the lifetime of the measures. They will avoid 27,188.6 tons of CO₂e.

- Number of households receiving eviction prevention services (including legal representation) *

0 - not applicable to the project.

- Number of affordable housing units preserved or developed *

0 - not applicable to the project.

If applicable, please provide any other information to provide context to project status or to help reader interpret results *

not applicable

Energy Efficiency for Tourism & Hospitality

Project Information

Control Number *

R.59.2

Funding Amount

\$4,000,000

Initiative Name

Weatherization & Efficiency Upgrades

Project Name

Energy Efficiency for Tourism & Hospitality

Sub-Expenditure Category

2.35-Aid to Tourism, Travel, or Hospitality

Project Overview

Project Description

Efficiency Maine Trust, the independent agency charged with improving energy efficiency across the state, is expanding weatherization and efficiency programs to help Mainers save money on annual heating and electricity bills, reduce Maine's dependence on fossil fuels, and – by working through local contractors – support more than 1,500 local energy efficiency businesses across the state. This portion of funding will support energy efficiency upgrades for businesses in Maine's travel, tourism, and hospitality sectors, which experienced severe negative impacts as a result of the COVID-19 pandemic.

Schedule / Timeline

The Jobs Plan was approved by the Legislature in July 2021 and the legislation enacting the Maine Jobs & Recovery Plan took effect October 18, 2021. This program became active in May 2022.

Partners

The Trust will consult the Governor's Energy Office, the Department of Environmental Protection, the Department of Tourism, and the Department of Economic and Community Development in planning this initiative. Their involvement will be advisory. Specific to the plans for serving targeted business groups, the Trust will consult with trade associations serving Maine's travel, tourism and hospitality businesses. The role will be advisory and to assist with outreach to impacted businesses.

Link to Project Website

<https://www.maine.gov/jobsplan/program/energy-efficiency-and-weatherization-homeowners-small-businesses-and-local-governments>

Key Performance Indicators

Number of businesses or community organizations receiving economic assistance *

29

Equity (in project access, delivery, or results) – number of participating minority-owned, women-owned or veteran-owned businesses

EMT will measure equity in project results by reporting on recipients' minority-owned, women-owned or veteran-owned business status. EMT may collect this information upfront, as part of a project application, or ex-post, as part of the project close-out process or survey. EMT staff will conduct quarterly reviews of these metrics during the project period. *

There were 1 minority-owned, 1 veteran-owned, and 12 women-owned businesses out of 29 total businesses or community organizations receiving economic assistance.

Equity (in project access, delivery, or results) – number of participating small businesses

EMT will measure equity in project results by reporting on the number of participating small businesses. EMT may collect this information upfront, as part of a project application, or ex-post, as part of the project close-out process or survey. EMT staff will conduct quarterly reviews of these metrics during the project period. *

29 small businesses participated out of 29 total businesses or community organizations receiving economic assistance.

Equity (in project access, delivery, or results) – number of participants in rural areas and small towns

EMT will measure equity in project results by reporting on program participation levels in rural areas and small towns.

EMT requires an application form for every project. Among the required fields on this form is the project installation address. This information is entered into EMT's project tracking database (called "effRT"). EMT can then sort projects by address to determine the number of businesses served by community. EMT staff will conduct quarterly reviews of these metrics during the project period. *

28 businesses were in rural areas, and 14 businesses were in small towns out of 29 total businesses or community organizations receiving economic assistance.

Lifetime cost savings and carbon reductions

EMT requires an application form for every project. Among the required fields on this form is the type of energy efficiency project being installed. This information is entered into EMT's project tracking database (called "effRT"). The database assigns a deemed energy savings value for each project type based on average values in the Trust's Technical Reference Manuals. (For custom projects, the delivery team determines savings values through the technical review process and enters those values into the database.) The energy savings are converted to indicate lifetime cost savings and carbon reductions. EMT staff will conduct quarterly reviews of these metrics during the project period. *

The installed beneficial electrification HVAC measures will save \$1,405,082 over the lifetime of the measures. They will avoid 5,867.5 tons of CO₂e.

If applicable, please provide any other information to provide context to project status or to help reader interpret results *

n/a

Efficiency in Local Government and Schools

Project Information

Control Number *

R.59.3

Funding Amount

\$15,000,000

Initiative Name

Weatherization & Efficiency Upgrades

Project Name

Efficiency in Local Government and Schools

Sub-Expenditure Category

6.1-Provision of Government Services

Project Overview

Project Description

Efficiency Maine Trust, the independent agency charged with improving energy efficiency across the state, is expanding weatherization and efficiency programs to help Mainers save money on annual heating and electricity bills, reduce Maine's dependence on fossil fuels, and – by working through local contractors – support more than 1,500 local energy efficiency businesses across the state. This portion of funding will support energy efficiency upgrades at buildings owned or leased by local governments (including municipal, county, or tribal governments), public schools, and community organizations providing congregate housing. The Trust will prioritize projects among entities that serve relatively small population sizes, rural areas, and/or economically disadvantaged communities.

Schedule / Timeline

The Jobs Plan was approved by the Legislature in July 2021 and the legislation enacting the Maine Jobs & Recovery Plan took effect October 18, 2021. This program became active in April 2022.

Partners

The Trust will consult and collaborate with the Maine Department of Education and Maine Municipal Bond Bank in planning and delivering this project. The Trust will also coordinate with the Maine Municipal Association to provide information to qualified local governments about the initiative.

Link to Project Website

<https://www.maine.gov/jobsplan/program/energy-efficiency-and-weatherization-homeowners-small-businesses-and-local-governments>

Key Performance Indicators

Number of businesses or community organizations receiving economic assistance *

29 in total, 3 are schools, and 26 are government entities.

Equity (in project access, delivery, or results) – number of participating entities by economically disadvantaged community EMT will measure equity in project results by reporting on the number of participating entities by economically disadvantaged community. EMT requires an application form for every project. Among the required fields on this form is the project installation address. This information is entered into EMT’s project tracking database (called “effRT”). EMT can then sort projects by address to determine the number of entities served in a given area. EMT staff will conduct quarterly reviews of these metrics during the project period. *

20 entities out of 29 total participating entities are located in economically disadvantaged communities.

Equity (in project access, delivery, or results) – number of participating entities in rural areas and small towns EMT will measure equity in project results by reporting on participation levels in rural areas and small towns. EMT requires an application form for every project. Among the required fields on this form is the project installation address. This information is entered into EMT’s project tracking database (called “effRT”). EMT can then sort projects by address to determine the number of entities served in a given area. EMT staff will conduct quarterly reviews of these metrics during the project period. *

29 entities were in rural areas, and 28 entities were in small towns out of 29 total entities receiving economic assistance.

Lifetime cost savings and carbon reductions EMT requires an application form for every project. Among the required fields on this form is the type of energy efficiency project being installed. This information is entered into EMT’s project tracking database (called “effRT”). The database assigns a deemed energy savings value for each project type based on average values in the Trust’s Technical Reference Manuals. (For custom projects, the delivery team determines savings values through the technical review process and enters those values into the database.) The energy savings are converted to indicate lifetime cost savings and carbon reductions. EMT staff will conduct quarterly reviews of these metrics during the project period. *

The installed beneficial electrification HVAC measures will save \$458,442 over the lifetime of the measures. They will avoid 2,558.3 tons of CO₂e.

If applicable, please provide any other information to provide context to project status or to help reader interpret results *

n/a

Efficiency in Manufacturing

Project Information

Control Number *

R.59.4

Funding Amount

\$6,000,000

Initiative Name

Weatherization & Efficiency Upgrades

Project Name

Efficiency in Manufacturing

Sub-Expenditure Category

2.36-Aid to Other Impacted Industries

Project Overview

Project Description

Efficiency Maine Trust, the independent agency charged with improving energy efficiency across the state, is expanding weatherization and efficiency programs to help Mainers save money on annual heating and electricity bills, reduce Maine's dependence on fossil fuels, and – by working through local contractors – support more than 1,500 local energy efficiency businesses across the state. This portion of funding will support high-efficiency, clean energy upgrades for Maine's manufacturing sector, which experienced severe negative impacts as a result of the COVID-19 pandemic.

Schedule / Timeline

The Jobs Plan was approved by the Legislature in July 2021 and the legislation enacting the Maine Jobs & Recovery Plan took effect October 18, 2021. This program became active in November 2022.

Partners

The Trust will consult the Governor's Energy Office and the Department of Environmental Protection and Department of Economic and Community Development in planning this initiative. The Trust will also consult with trade associations serving Maine's manufacturing sector to assist with outreach to impacted businesses. The involvement of these partners will be advisory.

Link to Project Website

<https://www.maine.gov/jobsplan/program/energy-efficiency-and-weatherization-homeowners-small-businesses-and-local-governments>

Key Performance Indicators

Number of businesses or community organizations receiving economic assistance *

0 – Efficiency Maine Trust launched the Manufacturer Program Opportunity Notice on November 17, 2022, and just issued a new version for fiscal year 2024. One award has been made for \$444,786, which is expected to be completed next spring. The Trust is likely to make two awards in the next couple of months. These large manufacturer projects take time to develop; the Trust anticipates that there will be increased activity in fiscal year 2024.

Equity (in project access, delivery, or results) – number of participants in rural areas and small towns EMT will measure equity in project results by reporting on program participation levels in rural areas and small towns. EMT requires an application form for every project. Among the required fields on this form is the project installation address. This information is entered into EMT’s project tracking database (called “effRT”). EMT can then sort projects by address to determine the number of businesses served by community. EMT staff will conduct quarterly reviews of these metrics during the project period. *

n/a

Lifetime cost savings EMT requires an application form for every project. Among the required fields on this form is the type of energy efficiency project being installed. This information is entered into EMT’s project tracking database (called “effRT”). The database assigns a deemed energy savings value for each project type based on average values in the Trust’s Technical Reference Manuals. (For custom projects, the delivery team determines savings values through the technical review process and enters those values into the database.) The energy savings are converted to indicate lifetime cost savings. EMT staff will conduct quarterly reviews of these metrics during the project period. *

n/a

Lifetime carbon reductions EMT requires an application form for every project. Among the required fields on this form is the type of energy efficiency project being installed. This information is entered into EMT’s project tracking database (called “effRT”). The database assigns a deemed energy savings value for each project type based on average values in the Trust’s Technical Reference Manuals. (For custom projects, the delivery team determines savings values through the technical review process and enters those values into the database.) The energy savings are converted to indicate lifetime carbon reductions. EMT staff will conduct quarterly reviews of these metrics during the project period. *

n/a

If applicable, please provide any other information to provide context to project status or to help reader interpret results *

Efficiency Maine Trust launched the Manufacturer Program Opportunity Notice on November 17, 2022, and just issued a new version for fiscal year 2024. One award has been made for \$444,786, which is expected to be completed next spring. The Trust is likely to make two awards in the next couple of months. These large manufacturer projects take time to develop; the Trust anticipates that there will be increased activity in fiscal year 2024.

Competitive Grants for Municipal Culverts & Stream

Project Information

Control Number *

R.60.1

Funding Amount

\$3,000,000

Initiative Name

Competitive Grants for Municipal Culverts & Stream

Project Name

Competitive Grants for Municipal Culverts & Stream

Sub-Expenditure Category

5.6-Clean Water: Stormwater

Project Overview

Project Description

The Maine Municipal Stream Crossing Upgrade Grants program provides grants of up to \$150,000 towards the replacement of municipal stream crossing culverts for fish and wildlife habitat restoration, stormwater and flooding management, among other goals such as nonpoint source pollution reduction. The competitive program invests in local transportation resiliency, flooding reduction, improvement of fish and wildlife habitat and water quality improvement by prioritizing crossings that span the stream and sized for a 100 year storm event.. Applications are scored on how well program goals are met and top scoring projects are reimbursed through the program.

Schedule / Timeline

The Jobs Plan was approved by the Legislature in July 2021 and the legislation enacting the Maine Jobs & Recovery Plan took effect October 18, 2021. This program became active in August 2022.

Partners

The program works closely with staff at several agencies within state government to provide feedback on the biological importance, selection criteria, and to provide regulatory contacts to applicants. The agency, primary contact(s) and the nature of involvement is listed below:

-Maine Department of Environmental Protectionment of Inland Fisheries and Wildlife, Brook Trout biologist, provided feedback on application materials, compiles and provides comments on individual proposals for inland fisheries importance; secondary contact:

-Maine Department of Marine Resources, Sea Run Fisheries Biologist - provided feedback on application materials, compiles and provides comments on individual proposals for sea-run fisheries importance.

-Maine Department of Transportation, Bridge Maintenance Division - provided feedback on application materials, is primary contact for municipalities to report structure changes that may require Maine Department of Transportation inspection or other changes in responsibility.

-Maine Department of Transportation, Environmental Office, Senior Hydrologist - provided feedback on application materials, provides comment on application materials for hydraulic sizing of stream crossings, engineering feedback.

Link to Project Website

<https://www.maine.gov/jobsplan/program/municipal-stream-crossing-grant-program>

Key Performance Indicators

Number of businesses or community organizations receiving economic assistance *

20 municipalities received MJRP funding as grant awards. An additional 12 projects were funded using state money returned from previous grant rounds.

Number of stream crossing culverts upgraded or replaced with larger crossings *

None as of reporting. Contracts are in place, however due to regulatory in-water work timing limits construction to between July 15 and October 1. Projects will begin in 2023 once permitted.

The Department will monitor construction design activity and timeliness. Projects will be monitored to ensure progress is being made toward the project goals and installation of an improved stream crossing structure. *

Projects to be constructed in 2023 have begun finalizing and submitting engineering plans to the Department. Department is receiving regular updates on upcoming projects.

The Department will monitor construction and permitting activities. Deliverables of the contract include a notification of the intended construction dates, submission of final plans, and Army Corps of Engineers permits (as required) prior to the beginning of construction. Following project completion, photos showing the improved stream crossing will be required as a condition of the contract. *

6 of the selected projects have submitted plans and permitting documents to proceed with construction to date.

The Department will monitor the through period and biannual updates on progress. Municipalities receiving grant funds to upgrade stream crossing culverts will be required to submit biannual progress updates until the project is completed and deliverables received. *

This information has been collected except actual start dates. Stream miles have been calculated but not officially attributed until completion of the project within standards.

The Department will be able to disaggregate by community but not by recipient demographics. In addition, the Department will collect project-level information including:

* Projected and actual construction start date

* Location of crossings & Number of projects, total stream miles restored upstream of the crossing *

The design criteria for all selected projects was adjudicated during the selection process to ensure these criteria could be met based on substantial field work. Projects will submit pre-construction plan/permits for review to ensure construction plans match proposal data, and after photos will be submitted to ensure compliance with performance standards of a natural bottom, matching grade/alignment.

If applicable, please provide any other information to provide context to project status or to help reader interpret results *

Maine has a regulatory limitations on construction in streams. This work window occurs from July 15 to October 1 to minimize impacts to fisheries and coincide with typical low water periods. Projects are not allowed to begin prior to July 15 without explicit approval from the Maine Department of Inland Fisheries and Wildlife.

Please describe how the project contributes to addressing climate change and/or advances the Justice40 initiative

*

All the stream crossings that will be upgraded will meet standards for significantly larger storm events, allow for natural movement of water, sediment, and debris, minimize channel erosion and allow for a more resilient transportation system.

Perfluoroalkyl Research & Remediation

Project Information

Control Number *

R.61.1

Funding Amount

\$5,000,000

Initiative Name

Perfluoroalkyl Research & Remediation

Project Name

Perfluoroalkyl Research & Remediation

Sub-Expenditure Category

5.10-Drinking water: Treatment

Project Overview

Project Description

Funding will be used to address contamination from perfluoroalkyl and polyfluoroalkyl (PFAS) exceeding Maine's interim drinking water standard in groundwater wells used for drinking water. Funding is anticipated to be used for: the sampling of PFAS in soils and groundwater statewide as a result of the application of biosolids; the installation, sampling, and ongoing maintenance of filtration systems (or other technologies) designed to ensure drinking water is safe; and the distribution of clean water (bottled) or reimbursement for purchase of clean water where filtration systems have not yet been installed, but where laboratory results confirm PFAS exceeds the interim drinking water level and the sources is tied to a residuals land application site or a remediation-type site.

Schedule / Timeline

The Jobs Plan was approved by the Legislature in July 2021 and the legislation enacting the Maine Jobs & Recovery Plan took effect October 18, 2021. This program was approved through the state's internal documentation process in April 2022 and is now pending launch.

Partners

Maine Department of Agriculture, Conservation and Forestry coordination with farms and pathways for PFAS to ag products and supporting farmers impacted by this problem.

- Maine Center for Disease Control - coordination on health impacts from exposure to PFAS as well as risk communications to the public about PFAS.
- Maine Department of Inland Fish & Wildlife - coordination on community impacts from PFAS from hunting and fishing (e.g., advisories/warnings)
- Maine Drinking Water Program- coordination on support for clean drinking water to public water systems (vs. private water systems).

Link to Project Website

Key Performance Indicators

Number of improvements made to individual residential homes to ensure provision of safe drinking water. This will be measured by the number of water filtration system installations as part of the PFAS investigation as well as overall number of samples taken. *

DEP has installed over 335 carbon filtration systems at residential homes where Maine's Interim Drinking Water Standard of 20 parts per trillion for the Sum of 6 PFAS was exceeded. As part of this investigation, over 1,685 water samples have been taken and analyzed.

Begin investigation of Tier 1 facilities to include sampling, and installation/maintenance of filter systems Winter 2021 through Spring 2023. Measures will be number of locations sampled, number of locations provided with filtration systems and ongoing filtration system maintenance. *

DEP's Tier 1 investigation of sludge land application sites has been completed. As part of this investigation, 1,167 initial water samples were collected and 306 carbon filtration systems were installed. Sampling and maintenance of these systems has also occurred at a periodic frequency based on the influent PFAS concentration. Periodic sampling will continue to occur over the long-term to ensure the systems are effective and operating as designed.

Begin investigation of Tier 2 facilities to include sampling, and installation/maintenance of filter systems Summer/Fall 2022 through Winter 2024. Measures will be number of locations sampled, number of locations provided with filtration systems and ongoing filtration system maintenance. *

DEP's investigation of Tier 2 sites has commenced. Over 220 water samples have been collected and analyzed and 8 filter systems have been installed. Sampling and maintenance of these systems has also occurred at a periodic frequency based on the influent PFAS concentration. Periodic sampling will continue to occur over the long-term to ensure the systems are effective and operating as designed.

Begin investigation of Tier 3/4 facilities to include sampling, and installation/maintenance of filter systems Spring 2024 through Winter 2025. Measures will be number of locations sampled, number of locations provided with filtration systems and ongoing filtration system maintenance. *

In the context of investigating Tier 1 and Tier 2 sites, a few Tier 3 and 4 sites have been sampled for efficiency based on the close proximity of Tier 3 and 4 sites to Tier 1 and 2 sites. About 28 water samples have been collected at Tier 3 and 4 sites and 7 filter systems have been installed. Sampling and maintenance of these systems has also occurred at a periodic frequency based on the influent PFAS concentration. Periodic sampling will continue to occur over the long-term to ensure the systems are effective and operating as designed.

If applicable, please provide any other information to provide context to project status or to help reader interpret results *

In addition to the above, over 162 water samples have been collected at septage land application sites and 9 filter systems have been installed. Periodic sampling will continue to occur over the long-term to ensure the systems are effective and operating as designed.

Renovate, Expand, Construct Child Care Facilities

Project Information

Control Number *

R.62.1

Funding Amount

\$10,000,000

Initiative Name

Renovate, Expand or Construct Child Care Facilities

Project Name

Renovate, Expand, Construct Child Care Facilities

Sub-Expenditure Category

2.36-Aid to Other Impacted Industries

Project Overview

Project Description

With funding from the Maine Jobs & Recovery Plan, Maine's Office of Child and Family Services in the Department of Health and Human Services is establishing the Child Care Infrastructure Grant Program, which will deliver funding and technical assistance to launch or grow child care programs throughout the state. The program will enable providers to build or renovate facilities, increase enrollment, and add to the number of providers in Maine.

Schedule / Timeline

The Jobs Plan was approved by the Legislature in July 2021 and the legislation enacting the Maine Jobs & Recovery Plan took effect October 18, 2021. This program became active in July 2022.

Partners

Senior Policy Analyst and Children's Cabinet Coordinator, Governor's Office of Policy Innovation and the Future

Link to Project Website

<https://www.maine.gov/jobsplan/program/child-care-infrastructure-grant-program>

Key Performance Indicators

Number of businesses or community organizations receiving economic assistance *

All individuals that received an award (78) are considered to have received economic assistance by way of the grant.

Number of businesses or community organizations receiving technical assistance *

All individuals that received an award (78) have received technical assistance.

Number of new jobs created, or job losses avoided *

Of the 20 Facility Child Care Start Up Awardees - 156 FTE will be hired, and 51 PTE will be hired (it is unknown if this includes the owner). Of the 26 Facility Child Care Expansion Awardees - 110 FTE will be hired, and 45 PTE will be hired. Of the 31 Family Child Care Start Up Awardees - 52 employees will be hired (this includes the owner - it is unknown if these are FTE or PTE). Of the 1 Family Child Care Growth - 1 employee will be hired (it is unknown if this is FTE or PTE). Grand total of employees hired as a result of 78 awards is 415 employees.

Number of new businesses started *

A total of 51 businesses have been awarded to start a new business. There have been 31 Family Child Care Start Up Awardees, and 20 Facility Child Care Start Up Awardees thus far.

Number of children enrolled in early childhood or PreK programs *

Based on the 78 awards made, 1,101 early childhood program slots have been implemented/created.

Total number of grant awards made to minority businesses *

We are evaluating this measure to potentially change for next reporting cycle.

Total number of new start child care providers *

A total of 51 businesses have been awarded to start a new child care business. There have been 31 Family Child Care Start Up Awardees, and 20 Facility Child Care Start Up Awardees thus far.

Total number of child care providers expanding capacity *

A total of 27 existing businesses have been awarded to expand capacity. There have been 26 Facility Child Care Expansion Awardees and 1 Family Child Care Growth Awardee thus far.

Total number of new child care slots created *

Of the 78 awards thus far, it is estimated to create 1,950 child care slots. Out of those 1,950 anticipated child care slots, 1,101 have already been implemented.

If applicable, please provide any other information to provide context to project status or to help reader interpret results *

There have been a total of 78 awards made totaling \$5,726,500.
Of the 78 awards - there have been 31 Family Child Care Start Up totaling \$261,600, 1 Family Child Care Growth totaling \$4,000, 26 Facility Child Care Expansion totaling \$3,573,800, and 20 Facility Child Care Start Up totaling \$1,887,100.
At least one award has been made in each of the 16 Maine counties specifically: 7 awards made in Androscoggin County, 4 awards in Aroostook County, 18 awards in Cumberland County, 1 award in Franklin County, 4 awards in Hancock County, 11 awards in Kennebec County, 3 awards in Knox county, 1 award in Lincoln County, 5 awards in Oxford County, 7 awards in Penobscot County, 1 award in Piscataquis County, 3 awards in Sagadahoc County, 3 awards in Somerset County, 1 award in Waldo County, 3 awards in Washington County, and 6 awards in York County.

Total Number of Grant Awards *

There have been 78 total grant awards made thus far: 31 Family Child Care Start Up Awardees, 1 Family Child Care Growth Awardee, 26 Facility Child Care Expansion Awardees, and 20 Facility Child Care Start Up Awardees.

Expand Affordable Housing

Project Information

Control Number *

R.63.1

Funding Amount

\$50,000,000

Initiative Name

Expand Affordable Housing

Project Name

Expand Affordable Housing

Sub-Expenditure Category

2.15-Long-term Housing Security: Affordable Housing

Project Overview

Project Description

Provides one-time funding to expand housing options that are affordable to low and moderate income workers and their families to own or rent. \$10,000,000 will be made available through a redesigned and expanded Affordable Homeownership Program, which will subsidize the creation of modest single family homes affordable to moderate income households with incomes up to 120% of area median income. The purchase price of these new homes will be capped and there will be affordability covenants restricting this affordability for 15 years, although the modest size of these "first" or "starter" homes has kept homes built previously naturally affordable beyond their affordability period. \$40,000,000 will be made available to increase affordable rental opportunities for low income households in Maine with incomes up to 80% of area median income. Program rules require that the subsidized rental units be made available to low income renters and that most units retain their affordability for at least 45 years.

Schedule / Timeline

The Jobs Plan was approved by the Legislature in July 2021 and the legislation enacting the Maine Jobs & Recovery Plan took effect October 18, 2021. This program became active in January 2022.

Partners

Developers, advocates, Governor's Office, Department of Economic and Community Development, Efficiency Maine Trust, and many others. These partners help us design the details of the program.

Link to Project Website

<https://www.maine.gov/jobsplan/program/affordable-homeownership-rental-development-programs>

Use of Evidence

Whether SLFRF funds are being used for evidence-based interventions *

Yes No Not Applicable

Please describe the evidence base for the interventions funded by the project *

Products of units, both for homeownership and rental that will house disproportionately impacted low- and moderately-income households will provide evidence of success. MaineHousing produced an estimated 524 number of units in 2021 evidence the success of the most recent of our 50 years producing affordable housing.

The dollar amount of the total project spending that is allocated towards evidence-based interventions (If Applicable) *

\$16,202,885

Whether a program evaluation of the project is being conducted *

Yes No Not Applicable

Key Performance Indicators

Number of housing units created or improved *

Funding has been awarded to 574 units to create or improve housing with MJRP funding (through a competitive process, applications have been approved for development underwriting process). Of these 574 units, funding has been committed for 340 units by a notice to proceed.

Number of units created in rural areas. MaineHousing will define rural areas and collect data on the number of units created. We will monitor the number of applications for rural areas and the amount of total funding they receive. *

321 total units have been awarded funding in rural areas in the State of Maine, defined by RD's definition. In our multi-unit programs, 212 units have been awarded funding and of those units, 194 has committed funding. In our affordable homeownership program, 109 units have been awarded and committed funding.

Number of families served. MaineHousing will track the number of units, determined by number of bedrooms, that will serve families, who generally overlap with workforce housing. *

444 total units will be serving families. In our multi-unit program, 225 units have been awarded funding and of those 134 units, funding has been committed. In our affordable homeownership program, 109 units have been awarded funding and all these units have committed funding.

Number of people with disabilities or special needs served by housing. The management company will collect the data and report it to MaineHousing. This metric will address equity for a group that is often left behind. *

0 - In our current pipeline of projects who are receiving State ARP fund, no developer has designated a certain number of units for people with disabilities or special needs. Each project complies with the ADA guidelines on accessible units.

• Number of households receiving eviction prevention services (including legal representation) *

0 - There have been no households who have received eviction prevention services because we have only had 7 homes purchased in our Affordable Homeownership Program. No other units have been completed.

- Number of affordable housing units preserved or developed *

340 units have funding committed with a notice to proceed for preserving or the development of affordable units.

If applicable, please provide any other information to provide context to project status or to help reader interpret results *

After further review, MaineHousing has further determined we have an internal moderator for the creation and preservation of affordable units with MJRP funds and will not be completing a program evaluation for federal reporting.

Expand High Speed Broadband

Project Information

Control Number *

R.64.1

Funding Amount

\$21,000,000

Initiative Name

Expand High Speed Broadband

Project Name

Expand High Speed Broadband

Sub-Expenditure Category

5.19-Broadband: "Last Mile" projects

Project Overview

Project Description

This funding provide broadband to households/communities/businesses currently without reliable internet of 25 mbps download/3 mbps upload. The most recent study from ConnectMaine triennial strategic plan estimates 50% of Maine roads lack these current service levels of download/upload speeds. As cited on page 26805 of the US Treasury Interim Final Rule (IFR) "the interim rule treats users as being unserved or underserved if they lack access to a wireline connection capable of reliably delivering at least minimum speeds of 25 Mbps downloads and 3 Mbps upload as households and business lacking this level of access are generally not viewed as being able to originate and receive high-quality voice, data, graphics, and video telecommunications.

Schedule / Timeline

The Jobs Plan was approved by the Legislature in July 2021 and the legislation enacting the Maine Jobs & Recovery Plan took effect October 18, 2021. This program became active in November 2021.

Partners

In addition to the Maine Connectivity Authority, ConnectMaine will play a supporting role. Digital inclusion work will need to continue to be included in all efforts that have an expectation that people will be able to use the internet, that they have a devise and that they can connect.

Link to Project Website

<https://www.maine.gov/jobsplan/program/expand-high-speed-broadband>

Key Performance Indicators

Number of additional households with access to broadband internet services *

Zero. Two fixed wireless projects were funded in early 2023 and are both still in pre-construction/construction phase. The remaining projects funded to date with MJRP funds (SLFRF) have been focused on TA (technical assistance) to complement \$128 MM of Capital Projects Fund received by MCA. TA work includes Regional & Tribal Broadband Partners (<https://www.maineconnectivity.org/regional-broadband-partners>) and Get Ready Community Support (<https://www.maineconnectivity.org/get-ready-community-support>).

Number of locations connected *

Zero. Two fixed wireless projects were funded in early 2023 and are both still in pre-construction/construction phase.

Amount of funding leverage *

\$180,000 grant to Wireless Partners leveraged with \$92,700 of matching funds.
\$500,000 grant awarded to Outer Reach Broadband, leveraged with \$180,135 of matching funds.
\$680,000 of grants awarded, with \$272,835 of leverage.

Equity of access, tracking the number of people in qualified census tracts that become connected, not just have the option to be connected. We will track locations and those can be aggregated at the local or county level. We will utilize public data on demographics to ensure that intentional equity. We will not collect any personal or private information about individual customers who are connected as we do not have the security systems to protect that data nor does it add value to the consumer. *

Data is not yet available

If applicable, please provide any other information to provide context to project status or to help reader interpret results *

N/A

Electric Vehicle Charging Stations

Project Information

Control Number *

R.65.1

Funding Amount

\$8,000,000

Initiative Name

Electric Vehicle Charging Stations

Project Name

Electric Vehicle Charging Stations

Sub-Expenditure Category

6.1-Provision of Government Services

Project Overview

Project Description

With funding from the Maine Jobs and Recovery Plan, the Maine Department of Transportation and Efficiency Maine Trust will coordinate to support the continued expansion of electric vehicle charging stations at town buildings, school buildings, State facilities, and public locations and at private businesses open to the general public , with an emphasis on expanding charging capacity into rural areas of the state.

Schedule / Timeline

The Jobs Plan was approved by the Legislature in July 2021 and the legislation enacting the Maine Jobs & Recovery Plan took effect October 18, 2021. This program was approved through the state's internal documentation process in April 2022 and is now in progress.

Partners

GOPIF, Efficiency Maine Trust, and Governor's Energy Office are, and will continue to be, involved in the planning of this initiative in partnership with Maine Department of Transportation. The Department plans to work through Efficiency Maine Trust's current process to administer the program (which includes the RFP, outreach, and scoring). The Department sits on the RFP scoring team for Efficiency Maine's electric vehicle supply equipment (EVSE) grant program.

Link to Project Website

<https://www.maine.gov/jobsplan/program/electric-vehicle-charging-stations>

Key Performance Indicators

EMT will track and report the total number and size of EV charger plugs (ports) installed through the project and total number of sites added to the network of public chargers in the state. These numbers will be reviewed quarterly by program staff. EMT records the address of all plugs installed through its programs. This allows EMT to disaggregate charger locations by town or ZIP code and to link charger access to community-wide demographics. *

The installation of 6 L2 plugs between 3 sites and 0 L3 plugs between 0 sites have been paid in FY23.

EMT will track the number and power levels (kW) of plugs installed in disadvantaged communities (DACs). EMT will also track total investment in projects in DACs, and percentage of investment in DACs relative to total program investment. This information will be reviewed by EMT staff quarterly. *

2 L2 plugs have been installed at 1 site in DACs. 0 L3 plugs have been installed at 0 sites in DACs. 51% of incentives were paid in DACs relative to all Maine parts.

51% of incentives were paid in DACs relative to all Maine parts.

EMT will track per capita EV charger investments by town. This information will be reviewed by EMT staff annually. *

Rockport \$10,000 (\$2.74 per capita)
East Central Washington UT \$3,408.44 (\$4.71 per capita)
Rockland \$14,000 (\$2.02 per capita)

For Level 3 networked chargers, EMT will collect information on charging station usage, including number of sessions, energy (kWh) dispensed for each session, and peak power (kW) for each session. EMT staff will collect this information from Level 3 charger hosts and review it annually. Usage data will not be available for non-networked chargers or Level 2 networked chargers. *

No incentives have been paid for L3 chargers in FY23. Data for L2 chargers no longer required per business case amendment.

If applicable, please provide any other information to provide context to project status or to help reader interpret results *

NA

Infrastructure Adaptation - 5.5 Clean Water

Project Information

Control Number *

R.66.1

Funding Amount

\$9,992,750

Initiative Name

Infrastructure Adaptation for Public Safety

Project Name

Infrastructure Adaptation - 5.5 Clean Water

Sub-Expenditure Category

5.5-Clean Water: Other Sewer Infrastructure

Project Overview

Project Description

Funds will be used for pre-design, design and construction implementation.

Climate change poses a serious risk to Maine infrastructure, with damage estimates in the billions of dollars unless action is taken. The Maine Infrastructure Adaptation Fund, administered through the Maine Department of Transportation, will provide grants to municipalities, tribal governments, and others to improve stormwater, drinking water, and wastewater infrastructure from flooding, rising sea levels, and extreme weather. These grants will help protect vital infrastructure most at risk, support natural resources, and benefit public safety and emergency management efforts. This part of the program will focus on Clean Water: Other Sewer Infrastructure projects and will comply with Clean Water State Revolving Fund Eligibilities, May 2016, EPA.

Schedule / Timeline

The Jobs Plan was approved by the Legislature in July 2021 and the legislation enacting the Maine Jobs & Recovery Plan took effect October 18, 2021. This program became active in April 2022.

Partners

Maine Department of Transportation is setting up a framework to identify how to structure the selection process for the projects. We've met with Department of Environmental Protection, Department of Inland Fisheries & Wildlife and Department of Health and Human Services to discuss their grant programs. Our current thought is to follow their process as much as possible as people are used to the approach. We will establish a Board made up of the Commissioners of Maine Department of Transportation, Department of Environmental Protection, Department of Marine Resources, Department of Health and Human Services, Maine Emergency Management Agency, and Department of Inland Fisheries & Wildlife to rank projects.

Link to Project Website

<https://www.maine.gov/jobsplan/program/maine-infrastructure-adaptation-fund>

Key Performance Indicators

Number of businesses or community organizations receiving economic assistance *

8 Awards went to towns/municipalities and local sewer districts (note that some projects received funding from multiple expenditure categories). The identified measure is being reviewed and may be updated for next annual reporting cycle.

Similar to N, but the number of individual projects that are funded and less vulnerable due to these funds. We will be able to sort by community and demographic. *

8 individual projects (3 design of replacement/improvements to sewer systems and 5 design and construction of replacement/improvements to sewer systems) are being funded and these sites will be less vulnerable because of this project. Populations in these towns total more than 100,000 people.

Please describe how the project contributes to addressing climate change and/or advances the Justice40 initiative *

6 of the 8 projects have been identified as disadvantaged areas, either at med or high levels using the Maine Social Vulnerability Index. Each of the projects identified the risk of flooding related to sea level rise or riverine, impacting their wastewater pipes, wastewater treatment facilities, and pump stations. Reducing the risk of flooding now will hopefully prevent serious flooding events from impacting the infrastructure, save these municipalities and districts damage costs down the road, and reduce the risk of sewer/wastewater discharge events and the associated damages to public health and marine life.

If applicable, please provide any other information to provide context to project status or to help reader interpret results *

N/A

Infrastructure Adaptation - 5.6 Clean Water

Project Information

Control Number *

R.66.2

Funding Amount

\$8,507,250

Initiative Name

Infrastructure Adaptation for Public Safety

Project Name

Infrastructure Adaptation - 5.6 Clean Water

Sub-Expenditure Category

5.6-Clean Water: Stormwater

Project Overview

Project Description

Climate change poses a serious risk to Maine infrastructure, with damage estimates in the billions of dollars unless action is taken. The Maine Infrastructure Adaptation Fund, administered through the Maine Department of Transportation, will provide grants to municipalities, tribal governments, and others to improve stormwater, drinking water, and wastewater infrastructure from flooding, rising sea levels, and extreme weather. These grants will help protect vital infrastructure most at risk, support natural resources, and benefit public safety and emergency management efforts. This part of the program will focus on Clean Water: Stormwater projects and will comply with Clean Water State Revolving Fund Eligibilities, May 2016, EPA.

Schedule / Timeline

The Jobs Plan was approved by the Legislature in July 2021 and the legislation enacting the Maine Jobs & Recovery Plan took effect October 18, 2021. This program became active in April 2022.

Partners

Maine Department of Transportation is setting up a framework to identify how to structure the selection process for the projects. We've met with Department of Environmental Protection, Department of Inland Fisheries & Wildlife, and Department of Health and Human Services to discuss their grant programs. Our current thought is to follow their process as much as possible as people are used to the approach. We will establish a Board made up of the Commissioners of Maine Department of Transportation, Department of Environmental Protection, Department of Marine Resources, Department of Health and Human Services, Maine Emergency Management Agency, and Department of Inland Fisheries & Wildlife to rank projects.

Link to Project Website

<https://www.maine.gov/jobsplan/program/maine-infrastructure-adaptation-fund>

Key Performance Indicators

Number of businesses or community organizations receiving economic assistance *

10 Awards went to towns/ municipalities and local sewer districts, not directly to businesses or community organizations (some of the projects received funding from multiple expenditure categories). The identified measure is being reviewed and may be updated for next annual reporting cycle.

Similar to N, but the number of individual projects that are funded and less vulnerable due to these funds. As mentioned above, we will be able to sort by community and demographic. *

4 projects funded for design of replacement/improvements to stormwater systems, 4 projects funded for design and construction of replacement/improvement to stormwater systems, and 2 projects for construction of stormwater system replacement/improvements

We will track the reduced risk to public safety that results from these projects. The reduced risk to public safety will be based off the estimated number of individuals who will no longer suffer from impacts such as service disruption, inoperability, or inaccessibility, with the result of a project. *

Once these projects are completed, there will be 10 municipalities that will no longer suffer from the impacts such as service disruption, inoperability, or inaccessibility that is associated with the project infrastructure. Populations in these towns total more than 100,000 people.

We will also track the avoided cost of damages that results from these projects. The avoided damages will be based on observed/records of past damage costs incurred during infrastructure failure. *

No update at this time.

We will track the number of projects located within the sea level rise inundation zone based on the Climate Council's Scientific and Technical Subcommittees sea level rise projections. *

6 projects are related to withstanding the impacts of sea level rise. These projects are located along the coast.

We will measure the number of projects proposed in areas that rank "high" on the Maine Social Vulnerability Index, the program's indicator for equity in project access. *

6 of the 10 projects have been identified as disadvantaged areas, either at med or high levels using the Maine Social Vulnerability Index.

Please describe how the project contributes to addressing climate change and/or advances the Justice40 initiative *

These projects in the 6 disadvantaged communities will reduce the risk of damages from sea level rise and other flooding associated with the project's infrastructure. These reduced damages will save the municipalities and districts costs to repair these damages as well as the resulting road closures, detours, damages to buildings, and in some cases stormwater that results in sewer overflow and becomes a public health issue.

If applicable, please provide any other information to provide context to project status or to help reader interpret results *

N/A

Infrastructure Adaptation - 5.15 Drinking Water

Project Information

Control Number *

R.66.3

Funding Amount

\$1,300,000

Initiative Name

Infrastructure Adaptation for Public Safety

Project Name

Infrastructure Adaptation - 5.15 Drinking Water

Sub-Expenditure Category

5.15-Drinking water: Other water infrastructure

Project Overview

Project Description

Climate change poses a serious risk to Maine infrastructure, with damage estimates in the billions of dollars unless action is taken. The Maine Infrastructure Adaptation Fund, administered through the Maine Department of Transportation, will provide grants to municipalities, tribal governments, and others to improve stormwater, drinking water, and wastewater infrastructure from flooding, rising sea levels, and extreme weather. These grants will help protect vital infrastructure most at risk, support natural resources, and benefit public safety and emergency management efforts. This part of the program will focus on Drinking Water: Other Water Infrastructure projects and will comply with Drinking Water State Revolving Fund Eligibility Handbook, 2017, EPA.

Schedule / Timeline

The Jobs Plan was approved by the Legislature in July 2021 and the legislation enacting the Maine Jobs & Recovery Plan took effect October 18, 2021. This program became active in April 2022.

Partners

Maine Department of Transportation is setting up a framework to identify how to structure the selection process for the projects. We've met with Department of Environmental Protection, Department of Inland Fisheries & Wildlife, and Department of Health and Human Services to discuss their grant programs. Our current thought is to follow their process as much as possible as people are used to the approach. We will establish a Board made up of the Commissioners of Maine Department of Transportation, Department of Environmental Protection, Department of Marine Resources, Department of Health and Human Services, Maine Emergency Management Agency, and Department of Inland Fisheries & Wildlife to rank projects.

Link to Project Website

<https://www.maine.gov/jobsplan/program/maine-infrastructure-adaptation-fund>

Key Performance Indicators

Number of businesses or community organizations receiving economic assistance *

1 Award went to town/ municipality, not directly to business or community organization (some of the projects received funding from multiple expenditure categories). The identified measure is being reviewed and may be updated for next annual reporting cycle.

Similar to N, but the number of individual projects that are funded and less vulnerable due to these funds. As mentioned above, we will be able to sort by community and demographic. *

1 project has been funded for the replacement/improvement to public water infrastructure running along a causeway that has experienced flooding in the past.

We will track the reduced risk to public safety that results from these projects. The reduced risk to public safety will be based off the estimated number of individuals who will no longer suffer from impacts such as service disruption, inoperability, or inaccessibility, with the result of a project. *

The community in 1 municipality (population of >3600) will benefit from the reduced risk to public safety associated with the impacts of the inaccessibility of the causeway, risking access to critical services.

We will also track the avoided cost of damages that results from these projects. The avoided damages will be based on observed/records of past damage costs incurred during infrastructure failure. *

The causeway closure disrupts the \$13-\$15 million dollars that come in annual through Cape Porpoise Pier.

We will track the number of projects located within the sea level rise inundation zone based on the Climate Council's Scientific and Technical Subcommittees sea level rise projections. *

This 1 project is located in a municipality along the coast and is impacted by flooding from sea level rise, extreme tides, and storms.

We will measure the number of projects proposed in areas that rank "high" on the Maine Social Vulnerability Index, the program's indicator for equity in project access. *

This project does not rank high on the Maine SVI.

Please describe how the project contributes to addressing climate change and/or advances the Justice40 initiative *

This project intends to prevent the causeway closure that results from the coastal flooding and cuts off critical services to Bickford Island. The causeway closure also disrupts \$13 - \$15million dollars that come in annually through Cape Porpoise Pier, largest commercial fishing fleet between Portland and Portsmouth, cost to business and clamming would also occur. These industries are vulnerable to climate change.

If applicable, please provide any other information to provide context to project status or to help reader interpret results *

NA

Northern Rural Contractor Support

Project Information

Control Number *

R.66.4

Funding Amount

\$200,000

Initiative Name

Infrastructure Adaptation for Public Safety

Project Name

Northern Rural Contractor Support

Sub-Expenditure Category

6.1-Provision of Government Services

Project Overview

Project Description

With funding from the Maine Jobs and Recovery Plan, the Maine Infrastructure Adaptation Fund, administered through the Maine Department of Transportation, will provide grants to municipalities, tribal governments, and others to improve stormwater, drinking water, and wastewater infrastructure from flooding, rising sea levels, and extreme weather. This portion of the funding will be used to provide contractor support to Northern and rural Maine communities to assist with securing funding for infrastructure project development and implementation.

Schedule / Timeline

The Jobs Plan was approved by the Legislature in July 2021 and the legislation enacting the Maine Jobs & Recovery Plan took effect October 18, 2021. This program became active in April 2022.

Partners

The Governor's Office of Policy Innovation and the Future is administering the competitive RFP process to select the contractor. Senior Climate Resilience Coordinator for GOPIF, is the lead for the RFP, in collaboration with the Governor's Energy Office. This grant program builds on the Community Resilience Partnership administered by the Governor's Office of Policy Innovation and the Future. The Resilience Partnership offers two grant types: 1) Community Action Grants that support municipal and tribal governments to fund projects, including increasing resilience to climate change effects, and 2) Service Provider Grants that support organizations that assist communities with community engagement, project prioritization, and applications for the Community Action Grants or other funding opportunities. The selected contractor will provide applicants with the technical assistance they may need to submit a successful application to the Maine Infrastructure Adaptation fund.

Link to Project Website

<https://www.maine.gov/jobsplan/program/maine-infrastructure-adaptation-fund>

Key Performance Indicators

Number of businesses or community organizations receiving technical assistance *

Eastern Maine Development Corp. (EMDC) has engaged with 19 communities as of Q1 2023 (Q2 reports are due 7/31) and EMDC provided additional technical assistance to three of those communities (Beaver Cove, Greenville, and Enfield) with the Community Resilience Partnership (CRP) enrollment process. Other EMDC technical assistance efforts have included:

- Hosting a Peer to Peer Zoom workshop in (October). Representatives of 4 towns shared their stories (case studies) about organizing their communities, choosing projects and writing proposals. The events were attended by 18 individuals from Region #4 communities and by a few community activists from other Regions
- Collaborating with town managers of Enfield, Howland, and Monson to organize CRP workshops in their towns and surrounding towns in the 5th quarter.
- A forum in Greenville (January; Month 10) included residents of Greenville, Beaver Cove, Shirley and Harfords Point. EMDC presented information about climate resiliency planning and efforts underway across region 4.

Additional performance indicators include the number of smaller (less than 4,000 population) and high social vulnerability communities; the number of projects completed; and the amount of federal funds leveraged for projects. *

16 communities (in the region supported by EMDC) are fully enrolled in the Community Resiliency Partnership (including the 5 mentioned above):

- Abbot, Aroostook Band of Micmacs, Bangor, Beaver Cove, Dixmont, Dover-Foxcroft, Enfield, Fort Kent, Garland, Greenville, Howland, Limestone, Millinocket, Old Town, Orono, Penobscot Nation
- 10 of these communities have populations below 4,000.
- 8 have high social vulnerability and 6 have medium social vulnerability according to the Maine SVI.
- 11 are, or contain, a "disadvantaged community" block according to CEJST.
- Data on federal funds leveraged is not available at this time but will be included in a later report.

If applicable, please provide any other information to provide context to project status or to help reader interpret results *

N/A

Workforce Transportation Pilot 1

Project Information

Control Number *

R.67.1

Funding Amount

\$2,500,000

Initiative Name

Workforce Transportation Pilot

Project Name

Workforce Transportation Pilot 1

Sub-Expenditure Category

2.36-Aid to Other Impacted Industries

Project Overview

Project Description

To support increased economic security and workforce development, the Maine Department of Transportation, with funding from the Maine Jobs & Recovery Plan, is opening a Workforce Transportation Program. This initiative will provide competitive grants to local partnerships that connect workers and employers through ridesharing, vanpools, and other subsidized transit options.

Schedule / Timeline

The Jobs Plan was approved by the Legislature in July 2021 and the legislation enacting the Maine Jobs & Recovery Plan took effect October 18, 2021. This program became active in May 2022.

Partners

Maine Department of Labor is assisting with this effort, by identifying rural areas with a critical mass of employers, job openings, and current and potential employees who could benefit from additional transportation options. Dept. of Labor is also identifying regional stakeholders such as trade associations, chambers of commerce, and workforce boards that could partner on a project. Three large employers have been identified as having challenges related to transportation in attracting and retaining employees and early planning and discussions have begun with these employers. Development of the framework for the pilots and discretionary grant program is underway, and Maine Department of Transportation is consulting with Maine Department of Health and Human Services, Department of Economic and Community Development, and GOPIF in developing this framework.

Maine Department of Transportation is partnering with the Maine Department of Labor, Maine Department of Health and Human Services, Department of Economic and Community Development, and the Governor's Office of Policy Innovation and the Future in designing and developing the framework for the discretionary grant program. Dept. of Labor has identified regional stakeholders such as trade associations, chambers of commerce, and workforce boards who could assist with outreach and communication and/or partner on a project.

Link to Project Website

Key Performance Indicators

Number of businesses or community organizations receiving economic assistance *

7

Number of businesses or community organizations receiving technical assistance *

23. Based on the business case, MaineDOT tracks the number of organizations consulted with on workforce transportation challenges, whether or not they lead to a grant application or award. MaineDOT and AECOM, consultant on the GO MAINE ridesharing and trip planning program, have engaged with employers, nonprofits, and others to discuss workforce transportation challenges and identify potential partners and solutions, including: Allagash Brewing, Bates and Bowdoin Colleges, Bigelow Labs, Central Maine Growth Council, the Cities of Auburn and Portland, Coastal Enterprises Inc., Coastal Maine Botanical Gardens, Gulf of Maine Research Institute, Jackson Labs, Kennebec Behavioral Health, L.L. Bean, the Lewiston-Auburn Chamber of Commerce, Maine Community College System, Maine Medical Center, Maine Recovery Fund, Molnlycke, Panolam, Stratton Lumber, Tyler Technologies, the University of Maine, and the University of Southern Maine.

Number of new jobs created, or job losses avoided *

7. This number represents jobs created directly by the Workforce Transportation Pilot initiatives as well as positions filled by individuals benefitting from the initiative. These initiatives have only been operating for a short time and MaineDOT is working with grantees and partners to develop more accurate methods to account for positions created, filled, or job losses avoided, that are directly attributable to the WTP program.

Number of individuals enrolling in an internship, apprenticeship, or pre-apprenticeship program *

0. Grantees either do not offer these programs or have not yet begun to track participants in these programs who are benefitting from the Workforce Transportation Pilot initiative. MaineDOT will work with grantees who offer these programs to develop methods to track their participation in the WTP program.

Number of newly employed or re-employed individuals *

6. The Workforce Transportation Pilot funds help support transportation services for 6 at risk individuals employed by grantee Robbins Lumber. As the program matures additional employees will likely be identified.

Number of Grants Awarded

•MaineDOT is developing a communication and outreach program that will ask partners to share this opportunity with eligible applicants. There is no minimum number of awards, as projects will be selected based on merit and the availability of funding. MaineDOT anticipates a flexible \$750,000 cap that is subject to change based on need and volume of applications. MaineDOT's hope is that the program strikes an appropriate balance between encouraging and enabling applicants to apply for funds and safeguards that ensure funds are used appropriately and in a way that maximizes the return on investment across the state. The number of grants awarded will be an indication of whether funds are being applied for by appropriate applicants and for appropriate projects.

*

7 to date. An eighth grantee, Maine Recovery Fund, was also awarded funds but later withdrew their request and may submit a revised proposal for a smaller project.

Diversity of Grant Applicants and Recipients

A goal of the program is to encourage discussions and project applications from diverse applicants across the state. Factors that may be considered in project evaluation include geography, applicant and project size, socioeconomic factors, and expected impact, particularly on communities hardest hit by COVID-19, including lower-income workers; black, indigenous, and people of color (BIPOC) individuals; individuals with disabilities; justice-involved individuals; older adults; and younger (age 16 – 24) adults. The diversity of grant applicants and recipients will help to indicate if the program is successful in this regard. *

The grantees in this category - Bath Iron Works (Bath), Gagne Foods (Bath), Industrial Roofing Company (Lewiston), Maine West (Bryant Pond), Robbins Lumber (Searsmont), Timber HP/GO Lab (Madison), and Western Maine Transportation Services - represent small, medium, and large businesses; include a nonprofit organization and a public transportation provider; and are geographically diverse. BIW employs individuals from every county in Maine and across all the categories noted above. Gagne Foods employs many new Mainers and second chance employees. Robbins Lumber's grant supports transportation for at risk individuals within the corrections system who are learning employable skills for when they re-enter the workforce, which is proven to assist with recidivism. The grant to Maine West, which is part of the University of Maine System, supports the purchase of vehicles to connect students in four school districts to opportunities in the outdoor recreation field, including on-the-job training, work experience, skill building, and mentorship. Industrial Roofing Company and Timber HP are manufacturers looking to grow their workforce. Western Maine Transportation Service's initiative expands hours of operation and routes to better connect employees to employers of all types in the Lewiston/Auburn region.

Program Structure

- As noted, MaineDOT has worked with several state agencies to design this competitive grant program according to the parameters of the Maine Jobs and Recovery Plan. MaineDOT will assess internally and with its partners whether the applicants for funds, project partners, the types of projects applied for and awarded, and the individuals benefitting from the projects are consistent with the intent of the Workforce Pilot as set forth in the Maine Jobs and Recovery Plan and with other state priorities. This may include diversity of geography, applicant and project size, socioeconomic factors, and expected impact, particularly on communities hardest hit by COVID-19, including lower-income workers; black, indigenous, and people of color (BIPOC) individuals; individuals with disabilities; justice-involved individuals; older adults; and younger (age 16 – 24) adults. *

MaineDOT has received grant applications from, awarded funds to, and had discussions with a variety of organizations across the state for a range of creative workforce transportation solutions. Evaluation criteria are consistent with the overall goals of the program as set forth in the Maine Jobs and Recovery Plan: projected impact, project partners, deliverability, sustainability, and local match. Other factors that may warrant additional consideration in the evaluation include whether projects include a match of greater than the required 20%; whether projects serve as an example for other efforts and/or are replicable in other areas or situations; whether projects address other issues such as housing, childcare, and workforce development that affect workforce participation; whether projects encourage greater use of all modes of our transportation network, such as carpool matching, transit subsidies, or bike sharing; diversity of geography, applicant and project size, socioeconomic factors, and expected impact; and, impacts on lower-income workers, BIPOC individuals, individuals with disabilities, justice-involved individuals, and older or younger (ages 16-24) adults. The ability for the program to sustain itself after the grant has been exhausted is also a consideration. MaineDOT has consulted with the Maine Department of Labor and Maine Department of Economic and Community Development when appropriate in evaluating proposals.

If applicable, please provide any other information to provide context to project status or to help reader interpret results *

As noted above, many of these initiatives have only been operating for a short time or are still in the startup phase. As these initiatives mature, MaineDOT will continue to work with grantees to refine their data tracking and reporting methodologies. MaineDOT has been encouraged by the number and diversity of organizations seeking technical assistance or applying for and receiving grant funds.

Workforce Transportation Pilot Tourism/Hospitality

Project Information

Control Number *

R.67.2

Funding Amount

\$2,500,000

Initiative Name

Workforce Transportation Pilot

Project Name

Workforce Transportation Pilot Tourism/Hospitality

Sub-Expenditure Category

2.35-Aid to Tourism, Travel, or Hospitality

Project Overview

Project Description

To support increased economic security and workforce development, the Maine Department of Transportation, with funding from the Maine Jobs & Recovery Plan, is opening a Workforce Transportation Program. This initiative will provide competitive grants to local partnerships that connect workers and employees through ridesharing, vanpools, and other subsidized transit options for the travel, tourism and hospitality industries.

Schedule / Timeline

The Jobs Plan was approved by the Legislature in July 2021 and the legislation enacting the Maine Jobs & Recovery Plan took effect October 18, 2021. This program became active in August 2022.

Partners

Maine Department of Labor is assisting with this effort, by identifying rural areas with a critical mass of employers, job openings, and current and potential employees who could benefit from additional transportation options. Dept. of Labor is also identifying regional stakeholders such as trade associations, chambers of commerce, and workforce boards that could partner on a project. Three large employers have been identified as having challenges related to transportation in attracting and retaining employees and early planning and discussions have begun with these employers. Development of the framework for the pilots and discretionary grant program is underway, and Maine Department of Transportation is consulting with Maine Department of Health and Human Services, Department of Economic and Community Development, and GOPIF in developing this framework. Maine Department of Transportation staff worked with the Department of Economic and Community Development, Health and Human Services, Labor, and the Governor's Office on Policy Innovation and the Future to develop the framework and materials for the Workforce Transportation Pilot and will engage with these organizations as necessary to evaluate applications. Maine Department of Transportation worked with the organizations noted above to communicate the launch of the program and anticipates working with numerous local and regional entities to evaluate challenges and identify potential solutions especially for the travel, tourism and hospitality industries.

Link to Project Website

Key Performance Indicators

Number of businesses or community organizations receiving economic assistance *

2

Number of businesses or community organizations receiving technical assistance *

3 organizations that have received technical assistance, Saddleback Mountain, Coastal Maine Botanical Gardens, and the HOPE Association (which is involved with Sunday River's grant funded project), fall into the tourism, travel, and hospitality category.

Number of new jobs created, or job losses avoided *

4. This number represents jobs created directly by the Workforce Transportation Pilot initiatives as well as positions filled by individuals benefitting from the initiative. These initiatives have only been operating for a short time and MaineDOT is working with grantees and partners develop more accurate methods to account for positions created or filled, or job losses avoided, that are directly attributable to the WTP program. As the programs mature the numbers will likely increase.

Number of individuals enrolling in an internship, apprenticeship, or pre-apprenticeship program *

0. Although the number of individuals enrolling in an internship, apprenticeship, or pre-apprenticeship program is zero, Sunday River offers employment and real-world experience for over 40 Focus Student participants.

Number of newly employed or re-employed individuals *

0. There are no newly employed or re-employed individuals employed by either of the grantees in the tourism, travel, and hospitality category.

Number of Grants Awarded

•MaineDOT is developing a communication and outreach program that will ask partners to share this opportunity with eligible applicants. There is no minimum number of awards, as projects will be selected based on merit and the availability of funding. MaineDOT anticipates a flexible \$750,000 cap that is subject to change based on need and volume of applications. MaineDOT's hope is that the program strikes an appropriate balance between encouraging and enabling applicants to apply for funds and safeguards that ensure funds are used appropriately and in a way that maximizes the return on investment across the state. The number of grants awarded will be an indication of whether funds are being applied for by appropriate applicants and for appropriate projects.

*

2. Saddleback Mountain applied for and was awarded funds but later withdrew their request.

Diversity of Grant Applicants and Recipients

A goal of the program is to encourage discussions and project applications from diverse applicants across the state. Factors that may be considered in project evaluation include geography, applicant and project size, socioeconomic factors, and expected impact, particularly on communities hardest hit by COVID-19, including lower-income workers; black, indigenous, and people of color (BIPOC) individuals; individuals with disabilities; justice-involved individuals; older adults; and younger (age 16 – 24) adults. The diversity of grant applicants and recipients will help to indicate if the program is successful in this regard. *

Sunday River and Saddleback (who later withdrew their grant request) are large year-round operations and the largest employers in their respective rural regions. Sunday River employs many individuals from the neighboring towns of Rumford, South Paris, and Norway. Particularly in the winter, Sunday River hires many young, seasonal employees who want to work in Maine for just one season, and often face challenges with transportation and housing. The Kennebunk Kennebunkport Arundel Chamber of Commerce grant provides the opportunity for employers, including seasonal hospitality businesses, to tap into a larger employment pool in and between the City of Sanford, and opens up housing opportunities away from the coast for imported workers.

Program Structure

- As noted, MaineDOT has worked with several state agencies to design this competitive grant program according to the parameters of the Maine Jobs and Recovery Plan. MaineDOT will assess internally and with its partners whether the applicants for funds, project partners, the types of projects applied for and awarded, and the individuals benefitting from the projects are consistent with the intent of the Workforce Pilot as set forth in the Maine Jobs and Recovery Plan and with other state priorities. This may include diversity of geography, applicant and project size, socioeconomic factors, and expected impact, particularly on communities hardest hit by COVID-19, including lower-income workers; black, indigenous, and people of color (BIPOC) individuals; individuals with disabilities; justice-involved individuals; older adults; and younger (age 16 – 24) adults. *

MaineDOT has received grant applications from, awarded funds to, and had discussions with several organizations in the tourism, travel, and hospitality sectors. Evaluation criteria are consistent with the overall goals of the program as set forth in the Maine Jobs and Recovery Plan: projected impact, project partners, deliverability, sustainability, and local match. Other factors that may warrant additional consideration in the evaluation include whether projects include a match of greater than the required 20%; whether projects serve as an example for other efforts and/or are replicable in other areas or situations; whether projects address other issues such as housing, childcare, and workforce development that affect workforce participation; whether projects encourage greater use of all modes of our transportation network, such as carpool matching, transit subsidies, or bike sharing; diversity of geography, applicant and project size, socioeconomic factors, and expected impact; and, impacts on lower-income workers, BIPOC individuals, individuals with disabilities, justice-involved individuals, and older or younger (ages 16-24) adults. Sustainability of the program after grant funds have been exhausted is another consideration. MaineDOT has consulted with the Maine Department of Labor and Maine Department of Economic and Community Development when appropriate in evaluating proposals.

If applicable, please provide any other information to provide context to project status or to help reader interpret results *

As noted above and in the R.67.1 reporting, the grant-funded initiatives have only been operating for a short time or are still in the startup phase. As these initiatives mature, MaineDOT will continue to work with grantees to refine their data tracking and reporting methodologies. MaineDOT has made every effort to ensure that entities operating in the tourism, travel, and hospitality sector have every opportunity to seek technical assistance and/or funding through the Workforce Transportation Pilot program.

Municipal Wastewater - Treatment

Project Information

Control Number *

S.69.1

Funding Amount

\$9,631,796

Initiative Name

Municipal Wastewater & infrastructure Projects

Project Name

Municipal Wastewater - Treatment

Sub-Expenditure Category

5.1-Clean Water: Centralized Wastewater Treatment

Project Overview

Project Description

The projects to be funded with the FY 2022 allotment include: a Regional Per/Polyfluoroalkyl (PFAS) Treatment Facility, secondary wastewater treatment facility upgrades, and the purchase of a sewer vacuum truck. Projects to be funded with the FY 2023 allotment will align with US Treasury Expenditure Category 5.1.

Schedule / Timeline

The Jobs Plan was approved by the Legislature in July 2021 and the legislation enacting the Maine Jobs & Recovery Plan took effect October 18, 2021. This program became active in February 2022.

Partners

Projects from the FY 2022 allotment will involve the following state agencies and external organizations:
Maine Department of Environmental Protection Clean Water State Revolving Fund - co-funding of projects
USDA Rural Development - co-funding of projects
HUD Community Development Block Grants - co-funding of projects -
State agencies and external organizations involved with the projects from the FY 2023 allotment could be members of the group listed above and/or also include: Northern Borders Regional Commission - co-funding

Link to Project Website

<https://www.maine.gov/jobsplan/program/municipal-wastewater-infrastructure-grants>

Key Performance Indicators

Miles of water or sewer infrastructure repaired or built *

There are 10 awards and 8 have reached final contract stage with approximately 38% spent. All the contracts are in various stages of design and construction and at this time none are fully complete and all contracts are co-funded with multiple agencies to get the project done at a cost affordable to the community.

The Department will monitor construction design activity and timeliness. *

All construction designs are reviewed and approved prior to bidding by the Maine DEP Clean Water State Revolving Fund (CWSRF) assigned Project Engineer. Currently, there are 10 construction contracts in various stages (Preliminary Design, 75-90% Design Review, 100% Design) of design. Half have completed the design process and are preparing for the bidding and the construction phase.

The Department will monitor bidding and construction award activities to ensure a public process and award to lowest responsible and responsive bidder. *

Grantees procure construction and/or equipment services through a competitive bidding procurement process, thus insuring a fair and reasonable cost. All construction bidding and construction awards are completed publicly and given to the lowest responsible and responsive bidder. All bid awards must be approved by the Maine DEP CWSRF assigned Project Engineer before construction can begin.

The Department will monitor the construction time utilized and compare it to the construction funds expended to assure project is on schedule. This data will be collected, generally monthly, at construction meetings and from grant payment requests. *

During construction, monitoring is completed on a monthly basis, however, it will be increased as needed if the subrecipient's personnel changes substantially and/or the contractors productivity decreases, which will be determined by the DEP CWSRF Project Engineer. At each monthly meeting, a review is completed, which includes; the last month's work, upcoming work, review of the construction schedule, review of the payment application, change orders, shop drawings, and any other items of concern.

If applicable, please provide any other information to provide context to project status or to help reader interpret results *

N/A

Please describe how the project contributes to addressing climate change and/or advances the Justice40 initiative

*

Maine DEP CWSRF program satisfies all the Justice40 initiative per EPA's guidance using an affordability criteria (Medium Household Income (MHI), Poverty Rate, Unemployment Rate, 10-year Population trend, Sewer Rate as a percent of the MHI) which are compared to the State of Maine averages. Funding has been awarded to those that rank highest on the affordability criteria matrix which in turn helps those communities that need the most assistance. This has proven to be successful and more than 40% of the awarded projects are also located in the EPA developed CEJST mapping tool for potential designated disadvantaged communities or partially disadvantaged communities.

Projects contribute to the climate change initiative during the design phase. All projects are reviewed in accordance with the Technical Report 16 (TR-16) Guidance for the design of wastewater treatment works, which states, "All New pump stations, new facilities within a treatment plant and new wastewater treatment plants should (1) provide for uninterrupted operation of all units during conditions of a 100-year (1% annual chance) flood and (2) be placed above, or protected against, the structural, process, and electrical equipment damage that might occur in an event that results in a water elevation above the 100-year (1% annual chance) flood. The level of protection depends on how critical a component of the facility is to operation of the facility. Specifically, critical equipment of these facilities should be protected against damage up to a water surface elevation that is 3 feet above the 100-year flood elevation. Non-critical equipment should be protected against damage up to a water surface elevation that is 2 feet above the 100-year flood elevation." All CWSRF Project Engineers complete the design review with this standard and also incorporate the EPA's Executive Order for Federal Flood risk management and the Maine Won't Wait initiative to the best of their abilities before approval.

Municipal Wastewater - Collection & Conveyance

Project Information

Control Number *

S.69.2

Funding Amount

\$8,474,615

Initiative Name

Municipal Wastewater & infrastructure Projects

Project Name

Municipal Wastewater - Collection & Conveyance

Sub-Expenditure Category

5.2-Clean Water: Centralized Wastewater Collection and Conveyance

Project Overview

Project Description

The projects to be funded with the FY 2022 allotment include: River Crossing Sewer Force Mains, Sewer Collection System Replacement, and Wastewater Pumping Station Upgrades. Projects to be funded with the FY 2023 allotment will align with US Treasury Expenditure Category 5.2.

Schedule / Timeline

The Jobs Plan was approved by the Legislature in July 2021 and the legislation enacting the Maine Jobs & Recovery Plan took effect October 18, 2021. This program became active in February 2022.

Partners

Projects from the FY 2022 allotment will involve the following state agencies and external organizations:
MaineDepartment of Environmental Protection Clean Water State Revolving Fund - co-funding of projects
USDA Rural Development - co-funding of projects
HUD Community Development Block Grants - co-funding of projects
MaineDepartment of Transportation - co-funding of project -
State agencies and external organizations involved with the projects from the FY 2023 allotment could be members of the group listed above and/or also include: Northern Borders Regional Commission - co-funding -

Link to Project Website

<https://www.maine.gov/jobsplan/program/municipal-wastewater-infrastructure-grants>

Key Performance Indicators

Miles of water or sewer infrastructure repaired or built *

There are 9 contracts that have been awarded thus far and approximately 6%.

The Department will monitor construction design activity and timeliness. *

All construction designs are reviewed and approved prior to bidding by the Maine DEP Clean Water State Revolving Fund (CWSRF) assigned Project Engineer. Currently, there are 9 construction contracts in various stages (Preliminary Design, 75-90% Design Review, 100% Design) of design. Half have completed the design process and are preparing for the bidding and construction phase.

The Department will monitor bidding and construction award activities to ensure a public process and award to lowest responsible and responsive bidder. *

Grantees procure construction and/or equipment services through a competitive bidding procurement process, thus insuring a fair and reasonable cost. All construction bidding and construction awards are completed publicly and given to the lowest responsible and responsive bidder. All bids and awards must be approved by the Maine DEP CWSRF assigned Project Engineer before construction can begin.

The Department will monitor the construction time utilized and compare it to the construction funds expended to assure project is on schedule. This data will be collected, generally monthly, at construction meetings and from grant payment requests. *

During construction, monitoring is completed on a monthly basis, however, it will be increased as needed if the subrecipient's personnel changes substantially and/or the contractors productivity decreases, which will be determined by the DEP CWSRF Project Engineer. At each monthly meeting, a review is completed, which includes; the last month's work, upcoming work, review of the construction schedule, review of the payment application, change orders, shop drawings, and any other items of concern.

If applicable, please provide any other information to provide context to project status or to help reader interpret results *

N/A

Please describe how the project contributes to addressing climate change and/or advances the Justice40 initiative

*

Maine DEP CWSRF program satisfies all the Justice40 initiative per EPA's guidance using an affordability criteria (Medium Household Income (MHI), Poverty Rate, Unemployment Rate, 10-year Population trend, Sewer Rate as a percent of the MHI) which are compared to the State of Maine averages. Funding has been awarded to those that rank highest on the affordability criteria matrix which in turn helps those communities that need the most assistance. This has proven to be successful and more than 40% of the awarded projects are also located in the EPA developed CEJST mapping tool for potential designated disadvantaged communities or partially disadvantaged communities.

Projects contribute to the climate change initiative during the design phase. All projects are reviewed in accordance with the Technical Report 16 (TR-16) Guidance for the design of wastewater treatment works, which states, "All New pump stations, new facilities within a treatment plant and new wastewater treatment plants should (1) provide for uninterrupted operation of all units during conditions of a 100-year (1% annual chance) flood and (2) be placed above, or protected against, the structural, process, and electrical equipment damage that might occur in an event that results in a water elevation above the 100-year (1% annual chance) flood. The level of protection depends on how critical a component of the facility is to operation of the facility. Specifically, critical equipment of these facilities should be protected against damage up to a water surface elevation that is 3 feet above the 100-year flood elevation. Non-critical equipment should be protected against damage up to a water surface elevation that is 2 feet above the 100-year flood elevation." All CWSRF Project Engineers complete the design review with this standard and also incorporate the EPA's Executive Order for Federal Flood risk management and the Maine Won't Wait initiative to the best of their abilities before approval.

Municipal Wastewater - Combined Sewer Overflows

Project Information

Control Number *

S.69.3

Funding Amount

\$3,893,589

Initiative Name

Municipal Wastewater & infrastructure Projects

Project Name

Municipal Wastewater - Combined Sewer Overflows

Sub-Expenditure Category

5.4-Clean Water: Combined Sewer Overflows

Project Overview

Project Description

The project to be funded with the FY 2022 allotment is a pumping station upgrade to abate Combined Sewer Overflows (CSOs). Projects to be funded with the FY 2023 allotment will align with US Treasury Expenditure Category 5.4.

Schedule / Timeline

The Jobs Plan was approved by the Legislature in July 2021 and the legislation enacting the Maine Jobs & Recovery Plan took effect October 18, 2021. This program became active in February 2022.

Partners

Projects from the FY 2022 allotment will involve the following state agencies and external organizations:
Maine Department of Environmental Protection Clean Water State Revolving Fund - co-funding of projects
State agencies and external organizations involved with the projects from the FY 2023 allotment could be listed above and/or also include:
USDA Rural Development - co-funding of projects
HUD Community Development Block Grants - co-funding of projects
Northern Borders Regional Commission - co-funding

Link to Project Website

<https://www.maine.gov/jobsplan/program/municipal-wastewater-infrastructure-grants>

Key Performance Indicators

Miles of water or sewer infrastructure repaired or built *

There are 3 contracts awarded however no funding have been drawn yet. All the communities that are working hard to complete these Combined Sewer Overflows (CSOs) projects are competed to removing wastewater from the waterbodies of the State.

The Department will monitor construction design activity and timeliness. *

All construction designs are reviewed and approved prior to bidding by the Maine DEP Clean Water State Revolving Fund (CWSRF) assigned Project Engineer. Currently, there are 3 construction contracts is various stages (Preliminary Design, 75-90% Design Review, 100% Design) of design. Half have completed the design process and are preparing for the bidding and construction phase.

The Department will monitor bidding and construction award activities to ensure a public process and award to lowest responsible and responsive bidder. *

Grantees procure construction and/or equipment services through a competitive bidding procurement process, thus insuring a fair and reasonable cost. All construction bidding and construction awards are completed publicly and given to the lowest responsible and responsive bidder. All bids and awards must be approved by the Maine DEP CWSRF assigned Project Engineer before construction can begin.

The Department will monitor the construction time utilized and compare it to the construction funds expended to assure project is on schedule. This data will be collected, generally monthly, at construction meetings and from grant payment requests. *

During construction, monitoring is completed on a monthly basis, however, it will be increased as needed if the subrecipient's personnel changes substantially and/or the contractors productivity decreases, which will be determined by the DEP CWSRF Project Engineer. At each monthly meeting, a review is completed, which includes; the last month's work, upcoming work, review of the construction schedule, review of the payment application, change orders, shop drawings, and any other items of concern.

If applicable, please provide any other information to provide context to project status or to help reader interpret results *

N/A

Please describe how the project contributes to addressing climate change and/or advances the Justice40 initiative

*

Maine DEP CWSRF program satisfies all the Justice40 initiative per EPA's guidance using an affordability criteria (Medium Household Income (MHI), Poverty Rate, Unemployment Rate, 10-year Population trend, Sewer Rate as a percent of the MHI) which are compared to the State of Maine averages. Funding has been awarded to those that rank highest on the affordability criteria matrix which in turn helps those communities that need the most assistance. This has proven to be successful and more than 40% of the awarded projects are also located in the EPA developed CEJST mapping tool for potential designated disadvantaged communities or partially disadvantaged communities.

Projects contribute to the climate change initiative during the design phase. All projects are reviewed in accordance with the Technical Report 16 (TR-16) Guidance for the design of wastewater treatment works, which states, "All New pump stations, new facilities within a treatment plant and new wastewater treatment plants should (1) provide for uninterrupted operation of all units during conditions of a 100-year (1% annual chance) flood and (2) be placed above, or protected against, the structural, process, and electrical equipment damage that might occur in an event that results in a water elevation above the 100-year (1% annual chance) flood. The level of protection depends on how critical a component of the facility is to operation of the facility. Specifically, critical equipment of these facilities should be protected against damage up to a water surface elevation that is 3 feet above the 100-year flood elevation. Non-critical equipment should be protected against damage up to a water surface elevation that is 2 feet above the 100-year flood elevation." All CWSRF Project Engineers complete the design review with this standard and also incorporate the EPA's Executive Order for Federal Flood risk management and the Maine Won't Wait initiative to the best of their abilities before approval.

Septic Repair & Replacement

Project Information

Control Number *

S.70.1

Funding Amount

\$3,000,000

Initiative Name

Septic Repair & Replacement

Project Name

Septic Repair & Replacement

Sub-Expenditure Category

5.3-Clean Water: Decentralized Wastewater

Project Overview

Project Description

This initiative repairs or replaces small sub-surface wastewater septic systems. The Clean Water State Revolving Fund defines these as Decentralized Systems, thus making them eligible under Expenditure Category 5.3 Clean Water: Decentralized Wastewater in the US Treasury SLFRF Compliance and Reporting Guidance.

Schedule / Timeline

The Jobs Plan was approved by the Legislature in July 2021 and the legislation enacting the Maine Jobs & Recovery Plan took effect October 18, 2021. This program became active in February 2022.

Partners

Department of Environmental Protection coordinates this activity with municipal and county officials.

Link to Project Website

<https://www.maine.gov/jobsplan/program/municipal-wastewater-infrastructure-grants>

Key Performance Indicators

Miles of water or sewer infrastructure repaired or built *

There have been 27 contracts setup, nearly 5% spent. Subsurface wastewater disposal systems fail for a variety of reasons and need to be replaced. These funds are being used for the State of Maine citizens that have an income of less than \$40,000 per year. More information can be found on the website located <https://www.maine.gov/dep/water/grants/scgp.html>.

The Department will monitor construction design activity and timeliness. *

The Maine DEP assigned Project Engineer will assist the community through all phases from the design, bidding, construction and payment applications needed to correct the existing failing disposal system. The Project Engineer assists the community through a detailed Project Milestone Checklist which can be found on the website above giving approvals along the way. This keeps the project moving and the timeline is easily monitored and adjusted if necessary.

The Department will monitor bidding and construction award activities to ensure a public process and award to lowest responsible and responsive bidder. *

Grantees procure construction and/or equipment services through a competitive bidding procurement process, thus insuring a fair and reasonable cost. All construction bidding and construction awards are completed publicly and given to the lowest responsible and responsive bidder. All bids and awards must be approved by the Maine DEP CWSRF assigned Project Engineer before construction can begin.

In addition, the Department will collect project-level information including:

* Projected and actual construction start date,

* Projected and actual initiation of operations date, and

* National Pollution Discharge Elimination System (NPDES) Permit Number are not applicable to these projects. EPA does not license subsurface wastewater disposal. *

All project data and timelines are documented for each systems repair using the Project Milestone Checklist.

If applicable, please provide any other information to provide context to project status or to help reader interpret results *

N/A

Public Water Systems - Drinking Water Treatment

Project Information

Control Number *

S.71.1

Funding Amount

\$3,500,000

Initiative Name

Public Water System Improvements

Project Name

Public Water Systems - Drinking Water Treatment

Sub-Expenditure Category

5.10-Drinking water: Treatment

Project Overview

Project Description

Through its Drinking Water Program, the Maine CDC will expand efforts to address imminent risks to public health through investments in the safety of public water infrastructure. This portion of funding will be used to upgrade drinking water treatment systems, to remove natural and synthetic contaminants that threaten public health, including perfluoroalkyl substances (PFAS), arsenic, radon, bacteria and algal toxins, consistent with US Treasury Expenditure Category 5.10 Drinking Water-Treatment.

Expense Category: 5.10 Drinking Water: Treatment
\$3.5M total

Schedule / Timeline

The Jobs Plan was approved by the Legislature in July 2021 and the legislation enacting the Maine Jobs & Recovery Plan took effect October 18, 2021. This program became active in January 2022.

Partners

- Maine Municipal Bond Bank assists with funding allocation
- Maine Rural Water Association assists with communication and coordination
- Maine Water Utilities Association assists with communication and coordination

The Maine Municipal Bond Bank is the Drinking Water Program's partner in the State Revolving Fund infrastructure improvement program, but will not be involved with the ARPA fund distribution.

The Maine Rural Water Association and the Maine Water Utilities Association will assist the Drinking Water Program in reaching out to potential fund recipients to make them aware of this opportunity, and to assist them in applying for the funds.

Link to Project Website

<https://www.maine.gov/jobsplan/program/drinking-water-infrastructure-improvement>

Key Performance Indicators

Number of businesses or community organizations receiving economic assistance *

6

Number of businesses or community organizations receiving technical assistance *

At this time no funds have been spent on technical assistance. Currently reviewing the identified metric to determine if still applicable and/or if it should be updated for next annual reporting cycle

Number of new jobs created, or job losses avoided *

44

Funds allocated to public water systems on an annual basis, by community. *

	2022	2023
Ellsworth	\$0	\$300,000
Parsonfield	\$0	\$140,000
Sanford	\$0	\$29,000
Limerick	\$284,100	\$0
Bath	\$486,600	\$0
Southwest Harbor	\$79,200	\$0

Population served by infrastructure improvements. *

12,592

Percentage of funds allocated to disadvantaged communities. *

6%

If applicable, please provide any other information to provide context to project status or to help reader interpret results *

N/A

Public Water Systems - Transmission & Distribution

Project Information

Control Number *

S.71.2

Funding Amount

\$21,500,000

Initiative Name

Public Water System Improvements

Project Name

Public Water Systems - Transmission & Distribution

Sub-Expenditure Category

5.11-Drinking water: Transmission & Distribution

Project Overview

Project Description

Through its Drinking Water Program, the Maine CDC will expand efforts to address imminent risks to public health through investments in the safety of public water infrastructure. This portion of funding will be used to repair and replace aging drinking water transmission mains and distribution piping to ensure reliable and safe delivery of drinking water to homes, schools and businesses, consistent with US Treasury Expenditure Category 5.11 Drinking Water-Transmission & Distribution.

Expensive Category: 5.11 Drinking Water: Transmission & Distribution
\$20M total

Schedule / Timeline

The Jobs Plan was approved by the Legislature in July 2021 and the legislation enacting the Maine Jobs & Recovery Plan took effect October 18, 2021. This program became active in January 2022.

Partners

- Maine Municipal Bond Bank assists with funding allocation
- Maine Rural Water Association assists with communication and coordination
- Maine Water Utilities Association assists with communication and coordination

The Maine Municipal Bond Bank is the Drinking Water Program's partner in the State Revolving Fund infrastructure improvement program, but will not be involved with the ARPA fund distribution.

The Maine Rural Water Association and the Maine Water Utilities Association will assist the Drinking Water Program in reaching out to potential fund recipients to make them aware of this opportunity, and to assist them in applying for the funds.

Link to Project Website

<https://www.maine.gov/jobsplan/program/drinking-water-infrastructure-improvement>

Key Performance Indicators

Number of businesses or community organizations receiving economic assistance *

36

Number of businesses or community organizations receiving technical assistance *

At this time no funds have been spent on technical assistance. Currently reviewing the identified metric to determine if still applicable and/or if it should be updated for next annual reporting cycle.

Number of new jobs created, or job losses avoided *

377

Miles of water or sewer infrastructure repaired or built *

11.2

Funds allocated to public water systems on an annual basis, by community. *

	2022	2023
Bangor	\$2,223,600	\$0
Calais	\$976,000	\$0
Dixfield	\$201,900	\$0
Milbridge	\$251,800	\$0
Searsport	\$559,200	\$0
Stonington	\$411,750	\$0
Vinalhaven	\$0	\$506,100
Berwick	\$0	\$247,000
Brewer	\$0	\$201,000
Caribou	\$0	\$66,000
Clinton	\$0	\$165,000
Dexter	\$0	\$21,000
Ellsworth	\$0	\$157,000
Fort Kent	\$0	\$300,000
Augusta	\$0	\$642,000
Gray	\$0	\$23,000
Damariscotta	\$0	\$542,000
Houlton	\$0	\$166,000
Limerick	\$0	\$26,000
Lincoln	\$0	\$69,000
Madawaska	\$0	\$31,000
Mars Hill	\$0	\$133,000
Monmouth	\$0	\$49,000
Newport	\$0	\$74,000
Norridgewock	\$0	\$158,000
Old Town	\$0	\$121,000
Pittsfield	\$0	\$109,000
Portland	\$0	\$958,000
Sanford	\$0	\$205,000
Winthrop	\$0	\$31,000
Wiscasset	\$0	\$150,000
Yarmouth	\$0	\$195,000
Brunswick	\$0	\$198,000
Kennebunk	\$0	\$482,600
Livermore Falls	\$0	\$383,000
Solon	\$0	\$175,000

Population served by infrastructure improvements. *

359,525

Percentage of funds allocated to disadvantaged communities. *

22.2%

If applicable, please provide any other information to provide context to project status or to help reader interpret results *

N/A

State Parks Maintenance & Capital Projects

Project Information

Control Number *

T.72.1

Funding Amount

\$50,000,000

Initiative Name

Civil Engineers to Improve State Parks & Tourism

Project Name

State Parks Maintenance & Capital Projects

Sub-Expenditure Category

3.5-Public Sector Capacity: Administrative Needs

Project Overview

Project Description

Maine State Parks experienced record levels of use during the pandemic, breaking visitation records in both 2020 and 2021. This heavy usage contributed to further deterioration of facilities and structures that were already overdue for maintenance or renovation. The Bureau of Parks and Lands has developed a list of approximately 300 maintenance, repair, restoration, and improvement projects necessary to provide a quality visitor experience. These projects include:

- long-planned maintenance initiatives to address facilities impacted by heavy use (e.g., repairs and upgrades to bathhouse plumbing Wifi enhancements),
- structural renovation projects that will facilitate greater public use (e.g., redesign of park entrance stations and administrative offices to allow physical distancing and improve air flow), and
- many other projects would allow State Parks to handle more visitors safely (e.g., improvements to bridges, roads, picnic shelters, playgrounds, and other facilities).

In addition, ARPA funds will be used to hire two term-limited positions to oversee and implement this work: a Senior Planner and a Civil Engineer II.

Schedule / Timeline

The Jobs Plan was approved by the Legislature in July 2021 and the legislation enacting the Maine Jobs & Recovery Plan took effect October 18, 2021. This program became active in June 2022.

Partners

Bureau of Parks and Land (BPL) frequently collaborates with land trusts and municipalities on infrastructure improvements (e.g., the Town of Phippsburg and Fort Popham pier and parking improvements. The Bureau works with partners to operate and maintain state-owned facilities (e.g., Fort Knox/Friends of Fort Knox, Camden Hills/Tanglewood 4H Camps, Scarborough Beach/Black Point Associates). The Bureau will collaborate with these partners in the planning and implementation of projects at these locations.

BPL will work closely with Department of Administrative and Financial Services to ensure review and approval of contracting

procedures. For road work, there will likely be opportunities for collaboration with Maine Department of Transportation (e.g., coordinating on pavement projects when crews are in the vicinity of parks). BPL frequently works with the Maine Office of Outdoor Recreation and the Maine Office of Tourism to coordinate outreach on recreational use. That office will likely assist with messages regarding park construction and associated limitations.

Link to Project Website

<https://www.maine.gov/jobsplan/program/maintain-maine-state-parks>

Key Performance Indicators

Numbers of miles of State Park roads resurfaced *

Completed: Lily Bay (2.3 Miles), Mount Blue (2.3 Miles), Rangeley Lake (2.6 Miles), and Cobscook Bay State Parks (1.2 Miles) - (8.4 Total miles)

Anticipated 2023: Camden Hills (1.2 Miles), Peaks-Kenny (3.0 Miles), Sebago Lake (5.4 Miles), Bradbury Mountain (.6 Miles), Ferry Beach (.6 Miles), Crescent Beach (.6 Miles), Kettle Cove (.1 Miles), and Two Lights State Parks (.3 Miles) - (11.8 Total Miles)

Number of electrical hook-up stations added *

We intend to add water and electrical hook-ups to all, non-island Maine State Parks, campgrounds. Hook-ups will be added to most camping sites, where practical.

Completed: None

Construction Phase: None

Design Phase: Bradbury Mountain, Cobscook Bay, Mount Blue, Sebago Lake, Rangeley Lake, and Lamoine State Parks

Pre-Design Phase (Hiring Engineering Firms): Camden Hills, Lake Saint George, Lily Bay, Peaks-Kenny, and Aroostook State Parks

Number of restroom/shower facilities renovated *

Restroom/Shower Buildings are in the following phases, by park:

Completed: None

Construction Phase: None

Design Phase: Sebago Lake (x2), Cobscook Bay, Bradbury Mountain, Range Pond, Mount Blue (x2), and Rangeley Lake (x2)

Pre-Design Phase (Hiring Engineering Firms): Camden Hills, Swan Lake, and Peaks-Kenny (x2)

We are also in the Pre-Design phase of an erosion mitigation project at Popham Beach State Park to stabilize the eroding shoreline near the bathroom facility.

Number of State Park entrance booths improved or replaced *

Entrance Booths are in the following phases, by park:

Completed: None

Construction Phase: Reid Entrance Booth

Design Phase: Sebago Day-use booth, Sebago Entrance Booth, Two Lights Entrance Booth, Lamoine Entrance Booth, and Bradbury Entrance Booth

Pre-Design Phase (Hiring Engineering Firms): New Aroostook Entrance Booth, New Swan Lake Entrance Booth, and Camden Hills State Park Booth Upgrades

Number of other State Park structures (e.g., offices, residences) renovated or replaced *

Completed: Reid Bridge
Construction Phase: Fort Point Barn and Shop Electrical Upgrades, and Fort Point Dolphin Piling Installation
Design Phase: Allagash Accessible Offices, Holbrook Storage Building and Visitor Center, Universal Pole Barn Design, Swan Lake Replacement Footbridge, Quoddy Head Lighthouse Renovations, Mount Blue Visitors Center (x2)
Pre-Design Phase (Hiring Engineering Firms):

Number of new equipment items purchased *

N/A

Number of boat access improvements *

Completed: New Wave Boom Attenuators at Rangeley Lake State Park
Construction Phase: None
Design Phase: New Bulkhead at Rangeley Lake State Park and Boat Launch Upgrades at Aroostook State Park

Number of septage disposal facilities improved or replaced *

Completed: Penobscot River Corridor; Horserace Septic Replacement
Construction Phase: None
Design Phase: New RV Dump Stations and Leach Fields at Sebago Lake, Mount Blue, Rangeley Lake, Cobscook Bay, and Bradbury Mountain State Parks. New Leach Fields at Swan Lake State Park
Pre-Design Phase (Hiring Engineering Firms): New RV Dump Station and Associated Leach Fields at Aroostook State Park.

Number of projects that enhance or improve access for those with disabilities *

All new buildings will be built to ADA standards. This will include easier-to-approach entrance booths, single entry, accessible bathrooms, and accessible visitor centers. We are also paving many existing ADA parking spaces and providing better striping, signage, and accessible pathways from parking lots to buildings.

Completed: Reid Bridge has an accessible walkway with ramps and a tap rail. We have added ADA Beach Mats to 7 State Parks to improve beach access.
Construction Phase: None
Design Phase: ADA Walkway to Mount Battie Tower at Camden Hills State Park, Accessible Playgrounds where practical, and Big Spruce Trail Renovations at Moose Point.
Pre-Design Phase (Hiring Engineering Firms):

Number of state parks (or %) of parks or historic sites addressed by ARPA funding *

We currently have completed projects, projects under construction, or projects being designed for 26 Maine State Parks. The list currently includes:

- Allagash Wilderness Waterway
- Aroostook State Park
- Bradbury Mountain State Park
- Camden Hills State Park
- Cobscook Bay State Park
- Crescent Beach State Park
- Ferry Beach State Park
- Fort Point State Park
- Holbrook Island Sanctuary
- Lake Saint George State Park
- Lamoine State Park
- Lily Bay State Park
- Moose Point State Park
- Mount Blue State Park
- Peaks-Kenny State Park
- Penobscot River Corridor
- Popham Beach State Park
- Quoddy Head State Park
- Range Pond State Park
- Rangeley Lake State Park
- Reid State Park
- Sebago Lake State Park
- Swan Lake State Park
- Two Lights State Park
- Warren Island State Park
- Wolfe's Neck Woods State Park

Successful hiring and implementation of two term-limited positions *

We have hired two term-limited Senior Planner positions to help with project management, contract administration, and ARPA reporting.

If applicable, please provide any other information to provide context to project status or to help reader interpret results *

We are currently in the process of contracting architect/engineering firms to help with the design phases of these projects. Many of our projects are in the Design or Pre-Design stages. We expect construction will be underway on many of these projects next Spring.

Improve Effluent at 8 Fish Culture Facilities

Project Information

Control Number *

U.73.1

Funding Amount

\$15,000,000

Initiative Name

Improve Fish Hatcheries & Effluents

Project Name

Improve Effluent at 8 Fish Culture Facilities

Sub-Expenditure Category

5.1-Clean Water: Centralized Wastewater Treatment

Project Overview

Project Description

Four of the (8) existing fish culture facilities have installed infrastructure to mechanically remove suspended solids (and associated phosphorus). Similar investments are needed at the remaining 4 facilities along with potential tertiary at all locations. Additional reductions in phosphorus will require use of much more refined and expensive technologies, including the likely use of chemicals to precipitate phosphorus. Additionally, more rigorous phosphorus standards are being proposed by Maine DEP that will require additional investments. The goal of these investments will be to maintain existing fish production of high quality, disease-free fish, as well as to improve and potentially introduce efficiencies and modernization of antiquated infrastructure to potentially increase fish production, and remain/obtain compliance with our wastewater discharge licenses.

Schedule / Timeline

The Jobs Plan was approved by the Legislature in July 2021 and the legislation enacting the Maine Jobs & Recovery Plan took effect October 18, 2021. This program became active in October 2022.

Partners

Maine Department of Environmental Protection: Commissioner
Sportsman's Alliance of Maine: Fish Hatchery Advisory Committee,

Link to Project Website

<https://www.maine.gov/jobsplan/program/fish-hatchery-infrastructure-revitalization>

Key Performance Indicators

Maintain compliance with DEP wastewater discharge license with existing or expanded fish production levels in place. Facility staff collect water samples monthly to be tested for a number of components in the wastewater discharge license for the facility. These samples are tested by the Health and Environmental Testing Lab in Augusta. Test results are reported to the Hatchery Division and Maine DEP. *

1. Engineering plans for upgrading effluent treatment at Grand Lake Stream Hatchery are 100% complete. Project is out to bid with construction contract award projected for September 2023.
2. Engineering plans for upgrading effluent treatment at the New Gloucester Hatchery are 90% complete.
3. Engineering Contract has been issued (July 2023) to create design plans for effluent upgrades at the remaining (6) DIFW hatchery facilities. This contract is just under \$1M.

Measure oxygen levels leaving facility(w/ bulk o2) using monthly avg O2 concentration (also tied to discharge compliance @ 7.5 mg/l min)- Data collected weekly by on-site staff, reviewed monthly by facility manager and DEP *

1. Engineering plans are 100% complete and project is out to bid for bulk oxygen installation at Grand Lake Stream Hatchery.
2. Engineering plans are 90% complete for including bulk oxygen installation as part of the complete rebuild of the New Gloucester Hatchery.

Measure monthly average lbs/day and monthly average concentration (mg/L) of total suspended solids discharged from each facility with effluent improvements Data collected at least monthly by on-site staff, analyzed by HETL, reviewed monthly by facility manager and DEP. *

The monitoring of total suspended solids discharged from each facility is part of the current compliance with DIFW's wastewater discharge license with DEP. Once additional upgrades are made as part of this MJRP Project we hope to enhance suspended solids removal across the entire hatchery system.

Measure monthly average lbs/day and monthly average concentration (mg/L) of total phosphorous discharged from each facility with effluent improvements Data collected at bi-weekly by on-site staff (some only June-Sept), analyzed by HETL, reviewed monthly by facility manager and DEP. *

The monitoring of total phosphorus discharged from each facility is part of the current compliance with DIFW's wastewater discharge license with DEP. Once additional upgrades are made as part of this MJRP Project we hope to enhance compliance with total phosphorus discharge solids across the entire hatchery system.

Measure (in gallons) amount of solids (semi-solids) removed from effluent annually for facilities with added micro-screening and solids storage improvements. Data collected annually by on-site staff or when waste is removed, reviewed by facility manager and Superintendent of Hatcheries. *

The monitoring of solids (semi-solids) removed from each facility with micro-screening and solids storage improvements is part of the current compliance with DIFW's wastewater discharge license with DEP, for facilities having such systems. Once additional upgrades of micro-screening and solids storage improvements are made to facilities that currently do not have this technology as part of this MJRP Project we hope to enhance removal of solids (semi-solids) across the entire hatchery system.

If applicable, please provide any other information to provide context to project status or to help reader interpret results *

U.73 is one initiative that was broken out into 3 separate projects (business cases) U.73.1, U.73.2, and U.73.3. This project covers the effluent treatment for 8 fish hatcheries, this includes Grand Lake and New Gloucester sites. These two sites also have business cases (U.73.2 and U.73.3) for additional infrastructure improvements. Due to this there will be some overlap of the two sites between their respective business cases and U.73.1.

Rebuild New Gloucester Fish Hatchery

Project Information

Control Number *

U.73.2

Funding Amount

\$3,500,000

Initiative Name

Improve Fish Hatcheries & Effluents

Project Name

Rebuild New Gloucester Fish Hatchery

Sub-Expenditure Category

5.1-Clean Water: Centralized Wastewater Treatment

Project Overview

Project Description

New Gloucester is the last state hatchery facility to use earthen raceways to raise fish. The raceway banks are collapsing, and control dams are at risk of catastrophic failure. 25% of fish production is lost annually due to wildlife predation and are more susceptible to fish disease threats in this system. Proposed investments will ensure continued fish production, improve removal of phosphorus from effluent, manage fish pathogens, and reduce production losses. All brown and rainbow trout produced by the Department's hatchery system originate at this facility, which also produces 40% of the brown trout stocked. Planned investments include construction of 16 (20' diameter) covered round tanks, a new bulk oxygenation system to improve water quality, and dredging sediment from the inlet to eliminate sediment discharge into the hatchery.

Schedule / Timeline

The Jobs Plan was approved by the Legislature in July 2021 and the legislation enacting the Maine Jobs & Recovery Plan took effect October 18, 2021. This program became active in October 2022.

Partners

Maine Department of Environmental Protection: Commissioner
Sportsman's Alliance of Maine: Fish Hatchery Advisory Committee,

Link to Project Website

<https://www.maine.gov/jobsplan/program/fish-hatchery-infrastructure-revitalization>

Key Performance Indicators

Maintain compliance with DEP wastewater discharge license with existing or expanded fish production levels in place. Facility staff collect water samples monthly to be tested for a number of components in the wastewater discharge license for the facility. These samples are tested by the Health and Environmental Testing Lab in Augusta. Test results are reported to the Hatchery Division and Maine DEP. *

Engineering design for a state-of-the-art effluent treatment system for the complete rebuild of the New Gloucester Hatchery is 90% complete. Estimate for completing construction plans for the bid process is September 2023.

Measure oxygen levels leaving facility(w/ bulk o2) using monthly avg O2 concentration (also tied to discharge compliance @ 7.5 mg/l min)- Data collected weekly by on-site staff, reviewed monthly by facility manager and DEP *

Engineering design for a bulk oxygen system for the complete rebuild of the New Gloucester Hatchery is 90% complete. Estimate for completing construction plans for the bid process is September 2023.

Measure annual loss of fish to predation (current avg. 25% loss from fish count in to count out) Data collected throughout the year by on-site staff, reviewed annually by facility manager and Superintendent of Hatcheries *

Engineering design for a covered round tank system for the complete rebuild of the New Gloucester Hatchery is 90% complete. The covered tank system will reduce fish predation. Estimate for completing construction plans for the bid process is September 2023.

Measure increases in annual production (lbs) against historical from this location Data collected throughout the year by on-site staff, reviewed annually by facility manager and Superintendent of Hatcheries. *

This performance indicator will be assessed once the newly rebuilt hatchery reaches full production level

Assess status of annual recreational fishing license sales as hatcheries play a large role in the success of the states recreational fishing program. *

This performance indicator will be assessed once this newly rebuilt hatchery reaches full production level, and additional upgrades have been made across the statewide hatchery system.

Fishing license sales trends and demographics are checked periodically throughout the year and analyzed annually by the Department licensing director and review by the Commissioner and other bureau directors *

Review of fishing license sales in 2023 are expected to remain higher than pre-covid but not continuing the steep rise that was seen during the covid years 2020/2021

If applicable, please provide any other information to provide context to project status or to help reader interpret results *

Appear to be on track for construction during calendar year 2024. Construction costs are expected to be considerably higher than proposed we do not have an updated estimate at this time

Grand Lake Stream Hatchery Upgrade / Expansion

Project Information

Control Number *

U.73.3

Funding Amount

\$1,500,000

Initiative Name

Improve Fish Hatcheries & Effluents

Project Name

Grand Lake Stream Hatchery Upgrade / Expansion

Sub-Expenditure Category

5.1-Clean Water: Centralized Wastewater Treatment

Project Overview

Project Description

Investments in Grand Lake Stream Hatchery will safeguard one of the last remaining distinct landlocked salmon populations while supplying our hatchery system with disease free salmon; this facility produces 70% of the salmon stocked statewide. Installing eight circular tanks will isolate feral brood fish from production stocks of brook trout and a line of genetically represented back-up salmon broodstock. Feral brood salmon eggs are collected from West Grand Lake where this endemic population is maintained by stocking due to loss of natural spawning habitat. This isolated system will allow for more fish health testing opportunities in response to a recent pathogen detection in feral fish without compromising the rest of the facility. A new bulk oxygen system will be installed to improve water quality along with an additional storage building. Increased fish production will result in a opportunity to raise more brook trout at this facility. Planned effluent treatment will address wastewater discharge requirements.

Schedule / Timeline

The Jobs Plan was approved by the Legislature in July 2021 and the legislation enacting the Maine Jobs & Recovery Plan took effect October 18, 2021. This program became active in October 2022.

Partners

Maine Department of Environmental Protection: Commissioner
Sportsman's Alliance of Maine: Fish Hatchery Advisory Committee,

Link to Project Website

<https://www.maine.gov/jobsplan/program/fish-hatchery-infrastructure-revitalization>

Key Performance Indicators

Maintain compliance with DEP wastewater discharge license with existing or expanded fish production levels in place. Facility staff collect water samples monthly to be tested for a number of components in the wastewater discharge license for the facility. These samples are tested by the Health and Environmental Testing Lab in Augusta. Test results are reported to the Hatchery Division and Maine DEP. *

Engineering design for an updated treatment system is 100% complete and the construction plans have been put out to bid, the bid opening is August 24, 2023.

Measure fish health status (biosecurity) of fish lots held at the facility with annual fish health testing (can compare between tank and raceway systems) *

Engineering design for additional round tanks at Grand Lake Stream Hatchery to increase biosecurity is 100% complete, construction plans have been put out to bid, the bid opening is August 24, 2023.

Measure oxygen levels in the discharge waters from the facility(w/ bulk o2) using monthly avg O2 concentration (also tied to discharge compliance @ 7.5 mg/l min) *

Engineering design for a bulk oxygen system at the Grand Lake Stream Hatchery is 100% complete, construction plans have been put out to bid, the bid opening is August 24, 2023

Assess status of annual recreational fishing license sales as hatcheries play a large role in the success of the states recreational fishing program. *

This indicator will be assessed after the upgrades in the Grand Lake Stream Hatchery and the other (7) hatcheries have been completed

Measure increases in annual production (lbs) against historical from this facility. This is measured annually by facility staff as the fish are stocked throughout the state. Statistics are reported to the hatchery manager and superintendent of hatcheries. *

This indicator will be assessed once upgrades are completed at Grand Lake Stream Hatchery

If applicable, please provide any other information to provide context to project status or to help reader interpret results *

Award construction contract September 2023.

Improve Public Access to Recreation Facilities

Project Information

Control Number *

V.74.1

Funding Amount

\$1,565,000

Initiative Name

Improve Public Access to Recreation Facilities

Project Name

Improve Public Access to Recreation Facilities

Sub-Expenditure Category

6.1-Provision of Government Services

Project Overview

Project Description

Provides one-time funding to support energy efficiency improvements and improved public access to the ocean at the department's Boothbay Harbor facilities and improved public access at state facilities for recreational access to the ocean with rebuilt ramps, roadways and federal Americans with Disabilities Act of 1990 compliant piers. The Department will construct a new launching ramp at the Boothbay Harbor lab, repave parking lots at the Boothbay Harbor laboratory, construct seasonal aquarium staff housing, install solar panels at the Boothbay Harbor laboratory and Burnt Island Education Center, and replace the pier, ramp and floats at the Burnt Island educational facility.

Schedule / Timeline

The Jobs Plan was approved by the Legislature in July 2021 and the legislation enacting the Maine Jobs & Recovery Plan took effect October 18, 2021. This program was approved through the state's internal documentation process in June 2022 and is now pending launch.

Partners

We will be working closely with Bureau of General Services (BGS) to plan construction projects. We will need architects, engineers, construct multiple RFPs, and contract with vendors for each project.; Department of Environmental Protection, Department of Agriculture, Conservation and Forestry is assisting in the design and partial funding of the Public Boat Launch. Thomas Linscott, point of contact. Department of Administrative and Financial Services (Department of Administrative and Financial Services), Bureau of General Services. We will need architects and engineers to help design Public Parking Improvement, Public Access to Pier Facilities, and Aquarium Seasonal Housing. Joseph Ostwald, point of contact.

Link to Project Website

<https://www.maine.gov/jobsplan/program/upgrade-boothbay-harbor-recreation-education-and-tourism-facilities>

Key Performance Indicators

Number of new jobs created, or job losses avoided *

0

Project status: all projects in this business case are moving through procurement and the Bureau of General Services. None are contracted in FY2023.

The Department will monitor Maine State Aquarium attendance records and will submit direct comparisons to pre-pandemic attendance. The Department will survey visitors to the Maine State Aquarium to help determine additional demographic information, such as residency, return visitations, number in party etc.,. Information will be reviewed by Department Education program staff, who will use this data to assess access to the facility from towns across the county and nearby counties to understand if average income is impacting ability for schools to participate in Department programming. We will be able to disaggregate this information by community and recipient demographics.

*

The Bureau of Marine Science plans to collect this data in future fiscal years. In FY2023, the aquarium was not open to the public due to pending renovations, with the exception of limited hours on three business days (June 28th-June 30th). The Department anticipates that projects completed through this business case will contribute to improved public access to the aquarium.

The Department will enumerate visitation logbooks on Burnt Island. The Department will survey visitors to the Burnt Island to help determine additional demographic information, such as residency, return visitations, number in party etc. Information will be reviewed by Department Education program staff. We will not be able to disaggregate this information by community and recipient demographics. *

The Bureau of Marine Science plans to collect this data in FY2024. After a competitive RFQ process, the Department is currently working through the Architectural and Engineering contracting process with the Bureau of General Services and the selected firm for the Burnt Island Pier Improvements. Data collection will occur after the pier improvements.

The Department will monitor State of Maine economic indicators to evaluate the post-pandemic response of tourism and recreation industries. The Department will survey users of the Public Boat Ramp to help determine additional demographic information, such as residency, return visitations, number in party etc. Information will be reviewed by Department Education program staff. We will not be able to disaggregate this information by community and recipient demographics. *

The Bureau of Marine Science plans to collect this data in FY2024. The Department has secured cost-share from the Department of Agriculture, Conservation and Forestry (DACF) Boating Facilities Fund for the boat ramp improvements. DACF administered the RFQ for this project and received two responses. DACF and the Department selected the lowest bid and entered into a cooperative agreement for the cost-shared portion of the project. The Department issued a notice of award to the selected contractor and will contract for the project in early FY2024. Data collection described in this indicator will occur after the project is complete.

If applicable, please provide any other information to provide context to project status or to help reader interpret results *

N/A

Economic Sustainability for State Fisheries

Project Information

Control Number *

V.75.1

Funding Amount

\$3,000,000

Initiative Name

Economic Sustainability for State Fisheries

Project Name

Economic Sustainability for State Fisheries

Sub-Expenditure Category

6.1-Provision of Government Services

Project Overview

Project Description

The Maine Department of Marine Resources will use Maine Jobs & Recovery Plan funding to support research and policy initiatives related to lobster fishery monitoring, addressing gaps in the understanding of the presence of North Atlantic right whales in the Gulf of Maine, and providing increased economic security for members of this important state legacy industry.

Schedule / Timeline

The Jobs Plan was approved by the Legislature in July 2021 and the legislation enacting the Maine Jobs & Recovery Plan took effect October 18, 2021. This program was approved through the state's internal documentation process in March 2022 and is now in progress

Partners

Lobster Reporting:

1. Bluefin Data LLC – developer of harvester reporting application.
2. ACCSP – Data Depository for all data submitted through VESL app

Maine Lobster Fishery Economic Support and Research:

External partners will be determined by the funded RFP awards; For Maine Lobster Fishery Economic Support and Research, we also intend to seek to partner with Bigelow Labs.

Link to Project Website

<https://www.maine.gov/jobsplan/program/improve-fishing-industry-research-monitoring-and-sustainability>

Key Performance Indicators

Lobster Reporting: Transition from paper to electronic reporting – The MEDMR will require 100% lobster harvesters to report electronically. Lobster reporting has traditionally occurred utilizing paper logsheets. MEDMR will require trip level harvester reports due by the 10th of the following month. These data will be collected through multiple electronic reporting options; however, MEDMR will be pushing for harvesters to utilize the two electronic options funded by MEDMR. These data will be audited monthly and any flagged data will be communicated directly with the industry member that reported it. Moving to 100% lobster reporting will open the door to further analytical work and remove many of the confidential data restrictions on a port level currently not possible with the current reporting levels. *

Starting in January 2023, the Maine Department of Marine Resources (MEDMR) now requires 100% of all lobster harvesters to report electronically. This measure is still in process as the MEDMR are still onboarding harvesters that are just starting to fish this year. This measure will take until the end of the year or beyond 2023 to fully accomplish.

Lobster Reporting: Ability to audit all dealer and harvester records against each other to better quantify their accuracy. Currently, approximately only 10% of lobster harvesters are required to report. MEDMR compares what each harvester has reported and what each dealer has reported to find any discrepancies between pounds or vessels. These audits are vital for QA/QC purposes. Requiring 100% harvester reporting will allow this audit to expand to the entire lobster fishery. *

This measure cannot be fully completed at this time. The MEDMR has started working on the accomplishment of this measure to help determine those that are actively fishing but have not reported. We anticipate this measure will be a continued process.

LFWSR: Research projects will be done to assess and mitigate the impacts of whale conservation regulations on the lobster fishery. These projects will include an assessment of economic implications of effort reduction in the fishery and habitat monitoring and modeling for right whales in the Gulf of Maine, including the spatial and temporal overlaps with the lobster fishery. These projects will be done through a combinations of Department staff and outside contracts with collaborating groups. The work will result in data products, reports, and published papers that will be available to the public on DMR's website, through releases direct to DMR's constituents, and through dedicated online portals. Results will also be made available to the regulatory and fishing communities through a series of meetings, including lobster zone council, research consortium, and take reduction team meetings. *

Significant progress has been made towards characterizing fishing effort in the Maine lobster fishery and how new regulatory measures, such as effort reductions, may impact the fishery. This has been accomplished through a contract with the University of Maine and a publication is currently being drafted for submission to the peer-reviewed literature. Another contract with Bigelow Laboratories for Ocean Sciences has been executed to begin building new right whale models for the Gulf of Maine. Work has started collected relevant data sources and surveying stakeholders for model priorities. Work is also being done to collect and analyze passive acoustic data in the Gulf of Maine to include in the right whale habitat models being developed. This effort is supported by these funds, including the hiring of two new acoustic analysts, a contract with the University of Maine to catalogue whale vocalization, and additional contracts are planned to explore call densities and sound propagation using the datasets being collected.

If applicable, please provide any other information to provide context to project status or to help reader interpret results *

The first manuscript for peer-reviewed publication from this work is currently in development for submission. MEDMR will develop and submit additional manuscripts with project partners pending further work and completion of research projects.

Fisheries Connectivity & Habitat Restoration

Project Information

Control Number *

V.76.1

Funding Amount

\$7,635,000

Initiative Name

Fisheries Connectivity & Habitat Restoration

Project Name

Fisheries Connectivity & Habitat Restoration

Sub-Expenditure Category

5.6-Clean Water: Stormwater

Project Overview

Project Description

The "Fisheries Connectivity and Habitat Restoration Program" will address community water infrastructure and climate challenges by enhancing water quality and providing jobs through construction of cost-effective, priority fish passage and habitat restoration projects. Infrastructure projects funded under this Program will improve water quality and fisheries habitat, create jobs, provide long-term socioeconomic benefits, and support enhanced ecosystem services for the benefit of people and the environment. Benefits will include improved critical water infrastructure, improved public safety, increased flood protection, enhanced opportunities for commercial and recreational fishing, and enhanced nature-based tourism opportunities.

Schedule / Timeline

The Jobs Plan was approved by the Legislature in July 2021 and the legislation enacting the Maine Jobs & Recovery Plan took effect October 18, 2021. This program was approved through the state's internal documentation process in July 2022 and is now in progress

Partners

Department of Marine Resources is the primary organization involved in planning this Program. The agency has gathered initial ideas about priority projects through its Stream Connectivity Work Group, surveys and other outreach to restoration partners, including state agencies, towns, land trusts and other conservation organizations. Department of Marine Resources plans to solicit advice from key partners to help refine project prioritization.; Department of Marine Resources BSRF and the Coastal Program have led or participated in more than 20 partner calls, have conducted weekly internal coordination meetings and traveled to inspect potential sites. These meetings have included anticipated federal agency partners (NOAA, USFWS), state agency partners (Department of Transportation, IFW, Department of Environmental Protection, Maine Department of Agriculture, Conservation, and Forestry /MGS, Maine Department of Agriculture, Conservation, and Forestry /BPL), more than 10 non-governmental partners and municipalities. Restoration opportunities have also been discussed at meetings of the Maine Stream Connectivity Network (a statewide network of restoration practitioners and resiliency experts), and the Coastwise Tidal Practitioners group (a coastwide network of restoration and resiliency practitioners). NGO partners include the Nature Conservancy, Downeast Salmon Federation, Atlantic Salmon Federation, Maine Coast Heritage Trust, Project Share, Maine Rivers, Casco Bay Estuary Partnership, the Wells National Estuarine Research Reserve, Friends of Scarborough Marsh, and Friends of the Weskaeg River. University collaborators include the University of Maine/Sea Grant Program and the University of New Hampshire. The municipalities of Bradley, Bucksport, Lisbon, Sabattus, Meddybemps, Trenton, South Thomaston, Thomaston, Scarborough, Phippsburg, Old Orchard Beach, Rockland, Cape Elizabeth, and Addison have participated in project planning discussions. Due to the lengthy list of partners, contact information for each organization is readily available upon request from ME Department of Marine Resources.

Link to Project Website

<https://www.maine.gov/jobsplan/program/improve-fishing-industry-research-monitoring-and-sustainability>

Key Performance Indicators

Number of businesses or community organizations receiving technical assistance *

2

Number of water infrastructure projects that demonstrate the use of green infrastructure techniques. These data cannot be disaggregated. *

12 projects are using "best practices for habitat restoration projects" within the limits of available funding and stakeholder cooperation. Two sites use certified methodologies known as "Coastwise" and "Stream Smart" for engineering guidance.

Number of projects that demonstrate a marked improvement in water quality and attainment of biological criteria. These data cannot be disaggregated. *

At the close of FY2023, MEDMR anticipates that all twelve contracted projects will provide either biological gains or water quality improvements. Please see additional contextual information on the anticipated outcome of each project.

Number of completed projects that demonstrate a reduction in flooding. These data can likely be disaggregated. *

2: Mill Street NLF (Nature-Like Fishway) and Old Ferry Marsh projects have had water level changes modeled.

If applicable, please provide any other information to provide context to project status or to help reader interpret results *

Meddybemps – Project is for fish passage design and thus has no immediate bearing on water quality and attainment data. Using the DEP classification of Maine waters, site was in attainment of AA status as of 2006. Project provides fish passage improvements at the former power site in Meddybemps and fish passage designs for the Chain Lakes project in Machias.

Walton Mills – Dam removal should provide biological gains. Under proposed 2024 attainment criteria to include native fish passage this project would help meet attainment. Site was in attainment of B status as of 2020, using the DEP classification of Maine waters. Project removes the Walton Mills Dam in Farmington and completes additional remediation measures in the former headpond of Walton's Mill Dam.

Seal Cove Pond - Nature Like Fishway should provide biological gains. Under proposed 2024 attainment criteria to include native fish passage this project would help meet attainment. This location has no DEP biological assessment site. Project develops two nature-like fishways, grading, and provided permit support in Seal Cove.

Lower Penobscot Culverts – Culvert replacements may provide biological gains. Using the DEP classification of Maine waters, site was in attainment of B status as of 2021. Project will replace two culverts with single arch culvert spans that incorporate "Stream Smart" and "Stream Simulation" principles.

Blackman Stream – Dam modifications and roll dam removal may provide biological gains. Using the DEP classification of Maine waters, site was in attainment of B status as of 2021. Project will repair a dam and conveyance structure, improve the fishway, build a water control structure, and remove a roll dam upstream.

Center Pond – Project is for fish passage design with no immediate bearing on water quality and attainment data. No direct biological gains. This location has no DEP biological assessment site. Project develops engineering for fish passage improvements in Phippsburg.

Project Share – Large Wood Debris additions may provide biological gains. Other projects create designs with no immediate biological gains. No DEP monitoring sites are associated with these project locations. Project conducts surveys and design activities Columbia, Pleasant River Lake and Marion. Project replaces a bridge near the outlet of Pleasant River Lake. Project implements in-stream habitat restoration projects.

St. Croix Fishways – Project creates designs for fish passage with no immediate biological gains. Pre-project data does exist to evaluate and post-project data collection planned. Using the DEP classification of Maine waters, site was in attainment of C status as of 2006. Under proposed 2024 attainment criteria to include native fish passage this project would help meet attainment. Project develops Woodland Dam (Baileyville) final designs and Grand Falls Dam (Kellyland) conceptual designs.

Mill Street NLF (Nature-like Fishway) - Dam removal may provide biological gains. Using the DEP classification of Maine waters, site was not in attainment of B status as of 2018. Under proposed 2024 attainment criteria to include native fish passage this project would help meet attainment. Project develops a design and bid package for fish restoration in Lisbon.

Little Medomak/3mile culvert – Project creates designs for fish passage with no immediate biological gains. Site was in attainment of A status as of 2004. Under proposed 2024 attainment criteria to include native fish passage this project would help meet attainment. Project conducts surveys and develops designs for fish passage projects in Vassalboro and Washington.

Branch Pond - Fishway may provide biological gains. Using the DEP classification of Maine waters, site was not in attainment of AA status as of 2021. Under proposed 2024 attainment criteria to include native fish passage this project would help meet attainment. Project provides funds for fishway construction in Palermo.

Old Ferry Marsh - Culvert replacements may provide biological gains. This location has no DEP biological assessment site. Project will help replace one culvert with single arch culvert span that incorporates "Coastwise" principles in Wiscasset.

More information on the DEP classification of Maine waters can be found at [https://www.maine.gov/dep/water/monitoring/classification/#:~:text=The%20State%20has%20four%20classes,lakes%20and%20ponds%20\(GPA\).](https://www.maine.gov/dep/water/monitoring/classification/#:~:text=The%20State%20has%20four%20classes,lakes%20and%20ponds%20(GPA).)

Improved Public Health Monitoring

Project Information

Control Number *

V.77.1

Funding Amount

\$475,000

Initiative Name

Improved Public Health Monitoring

Project Name

Improved Public Health Monitoring

Sub-Expenditure Category

2.36-Aid to Other Impacted Industries

Project Overview

Project Description

The need for expanded testing capabilities are related to the industry's increased need for flexibility related to harvesting and marketing product due to the COVID-19 pandemic related crisis. During the COVID-19 declaration of emergency, many shellfish industry members faced a complete upset of their normal distribution chain. Maine's ex-vessel revenues for the overall seafood sector averaged \$654M annually from 2015-2019, and dropped to \$517M in 2020, a loss of 21% across the sector, but the shellfish sector suffered particular harm. In three months (February through April) of 2020, revenues from soft clams (the second most valuable commercial fishery in the state) were down 49%, hard clams 22%, and mussels 37% over the same period the prior year. Industry was faced with the need to respond to changing market demands that required quickly filling small orders. This transition meant they could not harvest volume in advance of anticipated sales and buffer their risk associated with harvest area closures related to public health risks. The purchase of the equipment will provide several key services to the shellfish industry and to the public, avoiding closures or shortening closure times by providing quick results for reopening, and providing the opportunity to develop new, faster and more accurate testing methods for a variety of marine biotoxins to increase harvest opportunities while protecting public health.

Schedule / Timeline

The Jobs Plan was approved by the Legislature in July 2021 and the legislation enacting the Maine Jobs & Recovery Plan took effect October 18, 2021. This program was approved through the state's internal documentation process in June 2022 and is now in progress.

Partners

Other partners will include the shellfish industry in Maine especially aquaculturists, and wild harvesters in eastern Maine. External partners will include the Interstate Shellfish Sanitation Conference (Executive Director, Keith Skiles) and the US Food and Drug Administration.

Link to Project Website

Key Performance Indicators

Number of businesses or community organizations receiving technical assistance *

Approximately 500 shellfish harvesters and 50 dealers in eastern Maine. Source Information from: Department of Marine Resources (DMR) Public Health labs in Lamoine and Boothbay Harbor, ME.

DMR will track the number of priority samples from Washington county that are run for PSP in the Lamoine facility. This will indicate the number of improved management decisions resulting from quick results that would have otherwise taken 48-72 hours. DMR will further document the number of samples collected from the areas in Cobscook and Passamaquoddy Bays that will reflect improved service to the Passamaquoddy Tribe. These data are entered into DMR databases established to collect biotoxin results for the entire state and provide a central location for decades of toxicity scores. Toxicity scores are reviewed daily by shellfish sanitation program supervisors for immediate management action. Data used to track trends and the success of this project will be collated at the end of the year and analyzed by the Growing Area Program Supervisor (Marine Resource Scientist IV). Because toxicity scores are related to a specific sample location it will be easy to assess the impact Washington County and Cobscook and Passamaquoddy Bays specifically. *

A total of 206 samples have been collected and processed for Paralytic Shellfish Poisoning (PSP) from Washington County. These samples are available more rapidly than in previous years when it took an additional 24 hours due to transport to the Boothbay Harbor Laboratory and processing at Bigelow Laboratories. Of the 206 total samples collected in Washington County, 76 were from Cobscook and Passamaquoddy Bays. To date, all samples have shown low levels of toxin or no toxicity and closures have not been required.

DMR will track the number of Vibrio samples processed and evaluate the number of harvesters and growers within the sample areas that are served by this new initiative. The results will provide baseline data that can be used in the event of an illness outbreak to establish reopening criteria. These data will be entered into a new project within our existing DMR database structure (MARVIN). Because samples are collected with locational data, the sample numbers, results and impact will be easy to determine through spatial analysis. Data used to track trends and the success of this project will be collated at the end of the year and analyzed by the Growing Area Program Supervisor (Marine Resource Scientist IV). This is a new sampling initiative and therefore long-term monitoring trends will not be available for years. However, in the event of an illness outbreak we will have tools available for immediate management decisions. *

DMR has purchased two Polymerase Chain Reaction (PCR) machines to process Vibrio samples. DMR anticipated only being able to purchase one machine with the approved funds, but staff were able to locate the machine used for the approved FDA method at a reduced rate. Because of this savings, an additional unit was able to be purchased. This additional unit is a droplet PCR machine which will be used to advance Vibrio method development within the National Shellfish Sanitation Program. Staff are still purchasing primers and other materials needed to start running the PCR machines and testing for Vibrio. One staff member is enrolled in a Masters program at the University of Maine and is establishing a Vibrio sampling baseline study in Maine to evaluate Vibrio levels in important Growing Areas for the aquaculture oyster industry. This project began in June 2023.

DMR will submit new biotoxin methods to the Interstate Shellfish Sanitation Conference for consideration as an approved method. The data generated through this effort will be summarized in a method validation proposal to the ISSC. This is a through process that is peer reviewed by the Laboratory Methods Review Committee. The DMR lab lead (Microbiologist Supervisor) is part of that committee and will be the principal investigator responsible for developing the analysis of new methods and drafting the validation proposal. *

Development of new biotoxin methods will begin once Liquid Chromatography- Mass Spectrometry (LCMS) and PCR machines are operational and staff have achieved proficiencies. DMR anticipates submission of new biotoxin methods to the Interstate Shellfish Sanitation Conference in FY2025 at the earliest.

If applicable, please provide any other information to provide context to project status or to help reader interpret results *

N/A

Marine Patrol Infrastructure

Project Information

Control Number *

V.78.1

Funding Amount

\$3,325,000

Initiative Name

Marine Patrol Infrastructure

Project Name

Marine Patrol Infrastructure

Sub-Expenditure Category

6.1-Provision of Government Services

Project Overview

Project Description

This funding will support research and policy initiatives at Maine's Department of Marine Resources related to fishery monitoring and enforcement. The Department will invest in Maine Marine Patrol equipment and facility repairs at Rockland, Boothbay Harbor, and Lamoine facilities to better serve and protect Mainers who make their living from the sea. These upgrades are vital for creating conditions that foster safety as well as long-term resource stability and economic viability for an important legacy industry.

Schedule / Timeline

The Jobs Plan was approved by the Legislature in July 2021 and the legislation enacting the Maine Jobs & Recovery Plan took effect October 18, 2021. This program was approved through the state's internal documentation process in May 2022 and is now in progress.

Partners

The identified projects do not involve other state agencies, with the exception of coordination of work schedules with the MDepartment of Transportation – Maine State Ferry Service for the Rockland dock infrastructure project and the Maine Department of Agriculture, Conservation, and Forestry – Parks & Lands for the Lamoine Field Office infrastructure project.

Link to Project Website

<https://www.maine.gov/jobsplan/program/improve-fishing-industry-research-monitoring-and-sustainability>

Key Performance Indicators

Budget to actual cost assessment for offshore Patrol vessel construction. This will be assessed at each billing cycle by the project manager. We will not be able to disaggregate by community and recipient demographics. *

In April 2022, the Department of Marine Resources budgeted \$3 million for this project through this business case. The Department of Marine Resources entered into a contract for the build phase of this project for \$2,400,000 in April 2023. Marine Patrol anticipates contracting for additional phases of this project in FY2024 including purchase of the electronics package and additional required components.

Number of vendors who apply for procurement opportunities at Rockland facilities as an indicator of equity in access to project access. Will be assessed at point of procurement. We can disaggregate by vendor community. *

One company responded to the March 2023 Request for Proposal for piling replacement in Rockland. The Department of Administrative and Financial Services procured bids of supplies for in-house construction of floating docks in Rockland through the Requisition process. Marine Patrol is currently working with Building General Services on a Request for Quotation of the Architectural and Engineering services for heating system upgrades at the Rockland Watercraft Facility.

Number of vendors who apply for procurement opportunities at Lamoine facilities as an indicator of equity in access to project access. Will be assessed at point of procurement. We can disaggregate by vendor community. *

Through interagency coordination in May 2023, the Department of Marine Resources and Department of Administrative and Financial Services agreed to include this project in a broader Request for Quotation package of renovations at several Department of Administrative and Financial Services facilities. These include renovation and construction of other infrastructure at Lamoine State Park. Request for Quotation responses were due on June 2, 2023. Seven companies responded. Four firms were invited to interview in June 2023 and one firm was selected for contract in early FY2024.

Number of vendors who apply for procurement opportunities at Boothbay Harbor facilities as an indicator of equity in access to project access. Will be assessed at point of procurement. We can disaggregate by vendor community. *

Marine Patrol has not yet initiated a procurement process for the replacement of floats and electricity upgrades at Boothbay Harbor. Building General Services staff determined in November 2022 in coordination with the Department of Marine Resources staff that this project does not meet the criteria for Building General Services involvement. Marine Patrol will ensure that it proceeds through all applicable procurement policies and procedures once the project is underway likely during the next fiscal year.

If applicable, please provide any other information to provide context to project status or to help reader interpret results *

N/a

Economic Impact Grants

Project Information

Control Number *

W.79.1

Funding Amount

\$8,000,000

Initiative Name

Electricity Grid Upgrades

Project Name

Economic Impact Grants

Sub-Expenditure Category

6.1-Provision of Government Services

Project Overview

Project Description

The Department of Economic and Community Development in coordination with the Governor's Energy Office will provide funding to support improved electricity grid access for economic development projects in heritage industries and other sectors central to Maines' recovery, such as food systems, forestry, and manufacturing and housing. The program will offer grants for grid upgrades, such as extension of polyphase service, with an emphasis on rural communities. Priority will be given to projects where public and private capital are identified and that support achievement of the state's emissions reduction and clean energy requirements.

The program will also offer grants for planning and technical assistance to support expanded economic activity in communities throughout the state by characterizing existing available or potential electrical capacity. The program will support identification and characterization of areas within the state where substantial electrical capacity for new economic activity exists, such as previous industrial sites where utility infrastructure is still available.

Schedule / Timeline

The Jobs Plan was approved by the Legislature in July 2021 and the legislation enacting the Maine Jobs & Recovery Plan took effect October 18, 2021. This program was approved through the state's internal documentation process in August 2022 and is now in progress.

Partners

Department of Economic and Community Development will work with other state agencies such as the Department of Energy in ensuring that projects spur economic development and restore revenues impacted by COVID-19 pandemic. Department of Economic and Community Development and the Governor's Energy Office will identify and prioritize investments to achieve the maximum economic impact for funds expended.

Link to Project Website

<https://www.maine.gov/jobsplan/program/electricity-grid-upgrades-economic-development>

Key Performance Indicators

Number of businesses or community organizations receiving economic assistance *

0, program not started.

Number of businesses or community organizations receiving technical assistance *

0, program not started.

Number of new jobs created, or job losses avoided *

0, program not started.

Number of new businesses started *

0, program not started.

If applicable, please provide any other information to provide context to project status or to help reader interpret results *

While this program has not yet started, a contract has been signed between DECD and MTI for the execution of the award.

Improve Air Quality & Energy Efficiency

Project Information

Control Number *

X.80.1

Funding Amount

\$10,000,000

Initiative Name

Improve Air Quality & Energy Efficiency

Project Name

Improve Air Quality & Energy Efficiency

Sub-Expenditure Category

1.14-Other Public Health Services

Project Overview

Project Description

Capital investment in a public facility, specifically, the Cultural Building housing Maine State Archives, Library and Museum, to meet pandemic operational needs through a physical plant improvement to the mechanical system. The project replaces a failed 50-year old system in order to provide healthy indoor air via improved ventilation, filtration, and air cleaning.

Schedule / Timeline

The Jobs Plan was approved by the Legislature in July 2021 and the legislation enacting the Maine Jobs & Recovery Plan took effect October 18, 2021. This program was approved through the state's internal documentation process in March 2022. Construction and repair is actively in progress.

Partners

The Maine State Archives, Maine State Library and Maine State Museum are key partners in planning and executing this initiative. The designer is Wood LLC, architects and engineers located in Portland, Maine. Maine IT is a key partner due to the need to remove the web of wires and cables that had accumulated above the ceilings for 50 years, and the need to redesign a new system. Asbestos abatement is designed by Bangor-based Haley Ward. Phase 1 work was awarded to EnviroVantage. Phase 2 work will be bid in 2022.

Link to Project Website

<https://www.maine.gov/jobsplan/program/improve-accessibility-safety-and-efficiency-public-buildings>

Key Performance Indicators

Number of new jobs created, or job losses avoided: *

To date there have been 62 jobs created and no jobs lost.

The following jobs will be created:

- Asbestos Abatement including demo - 35 to 45 people
- Mechanical - 12 people
- Electrical - 8 people
- Building Envelope - 10 people
- Controls Technicians - 2 people
- Commissioning Agents - 2 people
- Design Team – 10 people*

Number of jobs created to date on project at 50% completion:

- Asbestos Abatement including demo - 35
- Mechanical - 6 people
- Electrical - 4 people
- Building Envelope - 3 people
- Controls Technicians - 2 people
- Commissioning Agents - 2 people
- Design Team – 10 people

The project is a capital improvement to a public facility to meet pandemic operational needs, specifically it is a ventilation improvement to mitigate Covid-19. The construction outcome measures are maintaining budget and schedule, paying the contractor (and hence workers) timely and in accordance with mandatory wage rates, maintaining a safe and healthy work site, and initiating operations timely. Mechanisms are in place to measure adherence to budget and schedule. Project management staff work with architects and engineers to ensure that project milestones are met; they work with finance personnel to ensure timely payments to the contractor, proper recording of requisition payments, and timely submission to service center finance personnel who arrange payment. Safety is carefully monitored, with mandatory reporting of jobsite injuries. The Bureau's established procedures track completion dates and will require schedule recovery plans for any schedule slippages. *

Maintaining budget and schedule

Asbestos removal and demolition of interior walls led to discovery of unforeseen conditions (particularly additional asbestos and degraded plumbing, electrical and telecommunications systems) in this 50-year old building. The result is an extended schedule for completion of all elements of the project, other than the abatement that was done prior to MJRP-funded scope. Project management is working with the contractor to develop a recovery schedule to minimize the additional amount of time required to complete the work. Additional scope has led to increased project costs which have been funded through a variety of sources. Contractual amounts will not be exceeded for the MJRP funded work.

Paying the contractor (and hence workers) timely and in accordance with mandatory wage rates

Contractors have been paid timely following uniform procedures in accordance with wage rates issued for the project.

Maintaining a safe and healthy work site

Contractor has maintained a safe and healthy work site. At the current stage of the project, with more trades on site, the contractor is adding more safety inspections and audits.

Initiating operations timely

As discussed, the project schedule has been extended, however the contractor reports it is still in draft form as efforts are being made to expedite work and shorten the completion date.

If applicable, please provide any other information to provide context to project status or to help reader interpret results *

N/A

Improve Delivery of Digital Service to Citizens

Project Information

Control Number *

X.81.1

Funding Amount

\$10,000,000

Initiative Name

Improve Delivery of Digital Service to Citizens

Project Name

Improve Delivery of Digital Service to Citizens

Sub-Expenditure Category

3.4-Public Sector Capacity: Effective Service Delivery

Project Overview

Project Description

Maine's Department of Administrative and Financial Services will modernize state technology and digital service delivery for Maine citizens, businesses, and public employees. It will enable Mainers to more seamlessly interact with and receive services across state government with fewer in-person transactions and simpler navigation of complex state agency processes. This portion of these funds will go towards purchasing a digital government citizen identity tool, a services delivery portal, and for the professional services that are required to plan for and implement the system.

This initiative develops a single constituent login that begins the prioritized transition of services into a one-stop structure for State Government services to allow Maine citizens to find and navigate the State's digital presence through a single login.

The proposed portal will have these important functions:

- Provide citizens with a straight-forward single access point to engage with State Government services:
- Guide citizens to appropriate services proactively and consistently
- Connect to and support other important systems such as social programs eligibility, licensing authorizations, access to educational opportunity and grant programs
- Collect, manage, and report important data to gauge our effectiveness and provide citizens transparent access to State Government

Schedule / Timeline

The Jobs Plan was approved by the Legislature in July 2021 and the legislation enacting the Maine Jobs & Recovery Plan took effect October 18, 2021. This program was approved through the state's internal documentation process in June 2022 and is now pending launch.

Partners

Department of Administrative and Financial Services internal partners:

- Procurement Services
- Human Resources

Agency Partners

- SOS
- Department of Economic and Community Development
- Department of Health and Human Services
- Others as application integration continues

Vendor partners

- Microsoft

Other partners

- InforME Board
- Maine Municipal Association

Link to Project Website

<https://www.maine.gov/jobsplan/program/modernize-digital-delivery-public-services>

Key Performance Indicators

Number of applications for access to the single sign on portal of two types:

Citizens

Businesses

Nonprofits *

0- Due to program implementation status, data is not yet available.

The number of services accessible to citizens through the portal. *

0- Due to program implementation status, data is not yet available.

Count the number of service provision agreements established with State agencies. *

0- Due to program implementation status, data is not yet available.

If applicable, please provide any other information to provide context to project status or to help reader interpret results *

Partnering with the Project Management Office, initial initiative requirements have been gathered. Collaboration with other States who have implemented a similar initiative continues as the project team works with Procurement on the best competitive vehicle to use once the final requirements are defined.

Modernize Digital & Physical Technology

Project Information

Control Number *

X.82.1

Funding Amount

\$20,000,000

Initiative Name

Modernize Digital & Physical Technology

Project Name

Modernize Digital & Physical Technology

Sub-Expenditure Category

3.5-Public Sector Capacity: Administrative Needs

Project Overview

Project Description

The Covid 19 pandemic forced Maine State Government to shift much of its workforce to remote work. In a short period 86% of the Executive Branch workforce transitioned to running Government from home. This resulted in a shift of load from systems designed for on prem workforce to systems designed for more intermittent use. Additionally, the citizens of Maine still required access to Government services and due to the pandemic, these services had to transition to being delivered digitally.

With funding from the Maine Jobs & Recovery Plan, the Department of Administrative and Financial Services will modernize state technology and digital service delivery for Maine's public employees through the creation of a Remote Technology Portfolio. This will help increase the effectiveness of remote work for state employees, and support more public health-conscious workplace environments.

Schedule / Timeline

The Jobs Plan was approved by the Legislature in July 2021 and the legislation enacting the Maine Jobs & Recovery Plan took effect October 18, 2021. This program was approved through the state's internal documentation process in June 2022 and is now in progress.

Partners

Department of Administrative and Financial Services internal partners:

- Procurement Services
- Human Resources
- Bureau of General Services
- Office of the State Controller
- Department of Administrative and Financial Services Deputy Director of Finance

State partnerships

- NetworkMaine

Vendor partners

- Presidio

- Microsoft
- Checkpoint
- Oracle
- Cisco
- Connectivity Point

Link to Project Website

<https://www.maine.gov/jobsplan/program/modernize-digital-delivery-public-services>

Key Performance Indicators

Uptime of available systems/configuration of systems in a highly available/redundant manner. *

Cloud connectivity is being architected with dedicated network infrastructure and redundant circuits from State of Maine datacenters and co-location datacenters directly to major cloud providers. These multiple paths will give fast, predicable, low-latency bandwidth needed to ensure high availability to major cloud providers with predictable performance metric.

If applicable, please provide any other information to provide context to project status or to help reader interpret results *

Contracts for hiring of staff, review of current state cloud strategy, defining cloud center of excellence roles and responsibilities, and getting State of Maine cloud environments enterprise-ready to support anticipated adoption and application migrations, are currently underway. This initial foundational work will ensure secure, dedicated, low-latency cloud environments that have clearly defined support and operational models with predictable performance metrics. With the initial foundational work completed it is anticipated that that over that next 8 -12 months work towards application rationalization and cloud center of excellence support to take place putting in place repeatable application migration frameworks.

Business Continuity Plan for Information Technolog

Project Information

Control Number *

X.83.1

Funding Amount

\$6,000,000

Initiative Name

Business Continuity Plan for Information Technolog

Project Name

Business Continuity Plan for Information Technolog

Sub-Expenditure Category

3.5-Public Sector Capacity: Administrative Needs

Project Overview

Project Description

The demand for virtual government service delivery during the pandemic has heightened an urgent need for improved cybersecurity for state systems. This initiative will modernize the State's cybersecurity program, making investments that support the further development of business continuity plans for the state's information and technology operations inside public agencies. By providing critical technology infrastructure supports and addressing the highest-risk cybersecurity areas, all branches and functions of government will benefit - particularly with a continued reliance on a remote workforce to deliver essential services. Additionally, the funding will ensure systems and networks supporting public health and economic recovery remain secure and free from disruption.

As the risks continue to increase to our remote workforce, the State of Maine must be prepared to execute plans for the continuity of government. DAFS will use funding to enhance the state's ability to safeguard and to provide the highest quality services to our constituents and ensure the public is served.

Schedule / Timeline

The Jobs Plan was approved by the Legislature in July 2021 and the legislation enacting the Maine Jobs & Recovery Plan took effect October 18, 2021. This program was approved through the state's internal documentation process in June 2022 and is now in progress.

Partners

Department of Administrative and Financial Services internal partners:

- Procurement Services
- Human Resources

Vendor Partners – Name - Contact Information

- Presidio
- Splunk
- Microsoft
- Checkpoint

Link to Project Website

<https://www.maine.gov/jobsplan/program/state-cybersecurity-program>

Key Performance Indicators

Completion of Contingency Plans. MaineIT is federally mandated to develop contingency plans as part of an overall program for achieving continuity of operations for organizational mission and business functions. Entities designated for the completion of the MaineIT BIA, BCP and DRP will report out on their percentage of completion and routinely reported to the Chief Information Security Officer and Deputy Director of OIT Finance on an as needed basis. *

For 2023, two new contingency plans have been completed and six have been updated. Additionally, State of Maine is actively recruiting to hire and Business Continuity and Disaster Recovery Officer.

Implementation of Technologies. The implementation of specific technologies will be support continuity of government plans and operations. This will be collected using reports provided by project managers. These reports will be reviewed monthly by the Chief Information Security Officer and Deputy Director of OIT Finance on an as needed basis. *

No significant data to update at the time of this report.

Training, Testing and Exercises associated with Contingency Plans. Training, Testing and Exercises are used to determine the effectiveness of contingency plans and the readiness to execute. The results of these events will be documented in an After-Action Review Report for review by the Chief Information Security Officer, Chief Information Officer, and Deputy Director of OIT Finance on an as needed basis. *

No significant data to update at the time of this report.

If applicable, please provide any other information to provide context to project status or to help reader interpret results *

N/A

Effective Remote Work Capabilities

Project Information

Control Number *

X.84.1

Funding Amount

\$4,000,000

Initiative Name

Effective Remote Work Capabilities

Project Name

Effective Remote Work Capabilities

Sub-Expenditure Category

3.5-Public Sector Capacity: Administrative Needs

Project Overview

Project Description

This initiative will add systems, support, processes, and enhancements to existing tools that will increase the effectiveness of remote work capability by creating a Remote Technology Portfolio that will improve the opportunities for a highly capable hybrid remote workforce. The program will focus on ensuring State employees have what they need to be effective working remotely and in a hybrid format. Having a comprehensive Remote Technology Portfolio will ensure the State's pandemic response programs are not hampered by employees working remote or hybrid during this time of increase in demand for government services. Returning to the degree of collaboration and effectiveness exhibited pre-pandemic is one of the focuses of this initiative.

Schedule / Timeline

The Jobs Plan was approved by the Legislature in July 2021 and the legislation enacting the Maine Jobs & Recovery Plan took effect October 18, 2021. This program was approved through the state's internal documentation process in June 2022 and is now in progress

Partners

Department of Administrative and Financial Services internal partners:

- Procurement Services – Jaime Schorr, Joseph Zrioka, Thomas Howker
- Human Resources – Aimee Norko
- Bureau of General Services – Elaine Clark
- Office of the State Controller – TBD
- Department of Administrative and Financial Services Department of Environmental Protectionuty Director of Finance

Vendor partners

- Gartner
- Microsoft

Link to Project Website

Key Performance Indicators

The number of employees requesting remote work opportunities. *

4,828 Employees requested
4,085 requests approved

The number of employees who use the training available in the Learning Management systems for remote technology portfolio. These reports are available as part of the base systems and will be reviewed yearly by the remote technology portfolio program manager. *

0-System is not yet installed and available.

The number of employees reserving hoteling space through the hoteling solution. These reports are available as part of the base systems and will be reviewed quarterly during the first year of post implementation and yearly thereafter. *

283 Employees set up
66 initiated reservations
53 completed reservations

The number of employees viewing and viewing tools available via MainIT internal app store application. These reports will be built into the application and reviewed quarterly during the first year of post implementation and yearly thereafter. *

0-System is not yet installed and available.

If applicable, please provide any other information to provide context to project status or to help reader interpret results *

Contract negotiations are being finalized for an Enterprise Learning Management System.

State Cybersecurity Program

Project Information

Control Number *

X.85.1

Funding Amount

\$8,173,402

Initiative Name

State Cybersecurity Program

Project Name

State Cybersecurity Program

Sub-Expenditure Category

3.4-Public Sector Capacity: Effective Service Delivery

Project Overview

Project Description

Amid the Coronavirus pandemic, cyber-attacks against public sector entities have proliferated. Malicious actors seeking to cause harm and disrupt the delivery of essential services have capitalized on fears associated with COVID-19; these sophisticated cyber actors leverage vulnerabilities caused by an aging IT infrastructure, combined with the widespread shift from an on-premise to remote workforce.

DAFS will use Maine Jobs and Recovery Plan funding to enhance the state's ability to safeguard the confidentiality, availability, and integrity of citizen data. The major activities that will occur includes:

- Harden-the-Network (\$4,141,366.28) This initiative will improve security at the perimeter, remote locations, and in between to secure all the communications that makes the State of Maine government function. Data breach costs rose from \$3.86 million to \$4.24 million during the pandemic.
- Monitor-the-Network (\$3,086,711.80) OIT needs to be able to monitor the entire network to secure our communications before an adversary can cause irrevocable harm. Companies that contain a breach in less than 30 days save more than \$1 million in comparison to those who take longer.
- Empower and Secure End User Actions (\$400,000): provides the funds necessary to improve access control, training, and awareness of our users. Employees are the main source of breaches and 94% of malware is delivered via email.
- Support and Hosting (\$545,323.92) Infrastructure costs.

This initiative both continues the CRF cybersecurity measures energized with funding from the CARES Act and builds on this momentum to further mature the cybersecurity program. A single, successful cyber-attack against the State would be disastrous.

Schedule / Timeline

The Jobs Plan was approved by the Legislature in July 2021 and the legislation enacting the Maine Jobs & Recovery Plan took effect October 18, 2021. This program was approved through the state's internal documentation process in June 2022 and is now active.

Partners

Department of Administrative and Financial Services internal partners:

- Procurement Services
- Human Resources

Vendor Partners:

- Presidio
- Splunk
- Microsoft
- Checkpoint

Link to Project Website

<https://www.maine.gov/jobsplan/program/state-cybersecurity-program>

Key Performance Indicators

Attempted cyber intrusions *

Successfully blocked over ~20 million attacks and probes .

Information security training delivered: Metrics on security training completion and phishing exercises. This will be collected using reports provided by KnowBe4 Software. These reports will be reviewed monthly by the Chief Information Security Officer. *

The Information Security Office delivers phishing exercises to approximately 11,700 employees monthly. For April, 553 clicked on the e-mail, 28 replied, 45 opened an attachment, 0 entered data, and 5,690 reported the e-mail as phishing.

Incident response metrics *

Successfully blocked over ~20 million attacks and probes.

Defense in depth metrics *

Defense in depth is an information security strategy integrating people, technology, and operations capabilities to establish variable barriers across multiple layers and dimensions of the organization. There are no significant updates at the time of this report.

If applicable, please provide any other information to provide context to project status or to help reader interpret results *

N/A

ARPA Financial Management Oversight

Project Information

Control Number *

Y.86.1

Funding Amount

\$21,995,130

Initiative Name

ARPA Financial Management Oversight

Project Name

ARPA Financial Management Oversight

Sub-Expenditure Category

7.1-Administrative Expenses

Project Overview

Project Description

The funding allocated to the Department of Administrative and Financial Services (DAFS), American Rescue Plan Audit, Controller and Program Management program will be used, in conjunction with the \$3 million allocated as part of Public Law 2021, chapter 78, to support all aspects of financial management oversight of State and Local Fiscal Recovery Funds. This includes the distribution of funding to the Non-Entitlement Units. Funds will be used throughout the eligibility period to supplement staffing within DAFS Offices through both limited period positions and contracts supporting accounting, budgeting, reporting, procurement, and human resources. Additionally, the funds will be used for project management, information technology to assist in the management and flow of data required to assess allowability of plans and facilitate federal and public reporting, sub-recipient monitoring, and reporting.

Schedule / Timeline

The Jobs Plan was approved by the Legislature in July 2021 and the legislation enacting the Maine Jobs & Recovery Plan took effect October 18, 2021. This program became active in October 2021.

Partners

Coordination with the Maine Municipal Association on communication and outreach strategies for the non-entitlement unit Local Fiscal Recovery Funds.

Link to Project Website

<https://www.maine.gov/jobsplan/program/oversight-american-rescue-plan-act-funds>

Key Performance Indicators

Percentage, number of and dollar amount of NEU disbursements made by 9/3 *

Tranche 1 By 9/3- 1.07%/ \$643,197 total NEU disbursements were released.
Additionally, by 12/30/2021 100% of Tranche 1 NEU disbursements was released totaling \$59,611,882.26.
Tranche 2 payments released 6/22/2022 totaling \$59,611,881.74.
Total of NEU payments: 119,223,764.00

Number of Business Cases completed (112 items in PL21, c.483) *

To date a total of 144 Business Cases are anticipated to be completed and moved through the approval process in order to execute the 112 initiatives that were approved in PL21, c.483. As of 6/30/2023 142 have been approved via the established approval process. Since last annual reporting cycle, a post approval process has been implemented to allow for changes, where needed to business cases, and to ensure that these changes are in line with US Treasury guidelines and statutory language. It is possible due to needed changes that additional Business Cases may be required as the review determines if the change request(s) alter the scope of work or originally approved allowable use categories.

Number and dollar value of Business Cases determined eligible for SLFRF *

By 6/30/2023 142 Business Cases totaling \$984,995,130

If applicable, please provide any other information to provide context to project status or to help reader interpret results *

Projects Y.86.1 and 78.A.1 have been combined. The report information included with project Y.86.1 is duplicative of the information included with 78.A.1. The funding for both projects was aggregated and id being used for the same purpose. The metrics included with Y.86.1 are therefore duplicative of the metrics included with project 78.A.1.